

**SPURS**



**2016**  
**POSTSEASON**  
**MEDIA GUIDE**





# TABLE OF CONTENTS



## 2016 SPURS PLAYOFF GUIDE TABLE OF CONTENTS

MEDIA INFORMATION.....	2
SPURS PLAYOFF ROSTER.....	3
PLAYER BIOS.....	5
SPURS STAFF BIOS.....	36
TEAM STATS.....	45
SPURS TEAM NOTES.....	67
2015-16 TRANSACTIONS.....	77
SPURS PLAYOFF HISTORY.....	85
WESTERN CONFERENCE PLAYOFF OPPONENTS .....	103
LEAGUE STATS.....	133

# PLAYOFF MEDIA INFORMATION



Welcome to the 2016 NBA Playoffs. The Spurs communications department is here to assist you and will accommodate your needs as best as we can. The following are a few guidelines which we hope will assist you in your coverage this postseason.

## CREREDENTIALS

**Home** - Regular season credentials are not transferable and do not guarantee admittance to Spurs playoff games (first three rounds only) until they receive proper playoff accreditation. Single-game credential requests should be made by the sports editor or director no later than 24 hours prior to each playoff game or series. All requests should be admitted to Jordan Howenstine via email at [jhowenstine@attcenter.com](mailto:jhowenstine@attcenter.com). All single-game credential requests should be confirmed with the Spurs media services department prior to arriving at the AT&T Center. Please be advised there is limited media seating, and at times it may not be possible to accommodate every request. We encourage all media to make their requests as soon as possible.

**Road** - All local media planning on covering the Spurs on the road during the first three rounds of the playoffs should make arrangements with Kris Davis via email at [kdavis@attcenter.com](mailto:kdavis@attcenter.com). Please include the names of all traveling personnel and the name, address and telephone number of the hotel they will be staying at in the visiting city. Media members will need to make hotel arrangements on their own throughout the postseason. A complete San Antonio list will be provided to the Spurs opponent and credentials will be delivered to your hotel prior to the first game of each round.

**International Requests** - All international requests are handled by the NBA International PR Department. Any international media member interests in covering a Spurs game must first submit a request in writing to the NBA. Requests may be directed to: Mark Fischel at 212-407-8304 or [mfischel@nba.com](mailto:mfischel@nba.com).

## MEDIA ENTRANCE, WILL CALL & PARKING

The media entrance at the AT&T Center has been relocated to the Northwest corner (rear) of the building for Spurs home games. From the media parking lot, proceed along the right side of the arena towards Freeman Coliseum and the entrance will be on your left. All approved credentials can be picked up at the media entrance beginning three hours prior to game time. There is a limited number of media parking spaces provided to the media on a first come, first serve basis. The media parking lot is located off of AT&T Center Parkway (Gate D Entrance). If you need to request parking please make arrangements with Kris Davis via email at [kdavis@attcenter.com](mailto:kdavis@attcenter.com) or with Jordan Howenstine at [jhowenstine@attcenter.com](mailto:jhowenstine@attcenter.com).

## MEDIA AVAILABILITY

All interview requests should be directed to Tom James. In accordance with NBA policy, both Spurs and visiting locker rooms will be open to members of the media for a 30-minute period prior to game time and 15 minutes following a conclusion of the game. Players and coaches are available for interviews at this time. Only working members of the media with valid credentials will be allowed into the locker rooms.

## PRACTICES

All team practices are closed to the media with the exception of the last 30 minutes which will be open to the media. Players and staff will be available during this timeframe. Please check @SpursPR on Twitter or contact a member of the Spurs basketball communications department to confirm start of practice times and the site of practice. If you are calling after normal business hours, Tom James will leave practice times on his voicemail.

## MEDIA WORKROOM

The media workroom and media hospitality room are located on the event level in the southeast corner of the AT&T Center, and are accessible only with a valid credential. The rooms open three hours prior to game time. Game notes, media guides, running sheets and other relevant information will be available in the media workroom prior to the game. In addition, play-by-play sheets, halftime and final box scores and postgame quotes will be placed in the media workroom following the game. A free wireless connection is available throughout the AT&T Center under '[attwifi](#).' To access the unlocked network, open your web browser to agree to the Terms of Service to get connected.

## PHOTOGRAPHERS

The photographers workroom will be set up on the event level in the southwest corner of the AT&T Center. The workroom will be equipped with free Ethernet connections and electrical outlets. We ask that all photographers use the Ethernet connections due to the large amounts of data being sent out. The photography areas of the AT&T Center are located along the baselines on both ends of the court. Photographers are asked to keep off the sideline areas in front of or behind the team benches and in front of press row. In addition, please observe NBA rules for player escape routes – an open area approximately five feet on both sides of the basket. Only television and photographers doing postgame interviews will have access to the locker rooms. Photographers are asked to use rubber lens shades for their cameras.

## BASKETBALL COMMUNICATIONS STAFF (@SpursPR on Twitter)

### TOM JAMES

Senior Dir. of Communications  
(210) 444-5730 – Office  
[tjames@attcenter.com](mailto:tjames@attcenter.com)

### KRIS DAVIS

Basketball Communications Mngnr.  
(210) 444-5731 – Office  
[kdavis@attcenter.com](mailto:kdavis@attcenter.com)

### JORDAN HOWENSTINE

Basketball Communications Coord.  
(210) 444-5733 – Office  
[jhowenstine@attcenter.com](mailto:jhowenstine@attcenter.com)

### JOHN HOLT

Communications Asst.  
(210) 444-5732 – Office  
[jholt@attcenter.com](mailto:jholt@attcenter.com)



# SPURS 2016 PLAYOFF ROSTER

## SPURS NUMERICAL ROSTER

NO	PLAYER	POS.	HT.	WT.	DOB	FROM	YEARS
1	Kyle Anderson	G/F	6-9	230	9/20/93	UCLA	1
2	Kawhi Leonard	F	6-7	230	6/29/91	San Diego State	4
8	Patty Mills	G	6-0	185	8/11/88	St. Mary's	6
9	Tony Parker	G	6-2	185	5/17/82	France	14
12	LaMarcus Aldridge	F	6-11	260	7/19/85	Texas	9
14	Danny Green	G/F	6-6	215	6/22/87	North Carolina	6
15	Matt Bonner	F/C	6-10	235	4/5/80	Florida	11
17	Jonathon Simmons	F	6-6	195	9/14/89	Houston	R
20	Manu Ginobili	G	6-6	205	7/28/77	Argentina	13
21	Tim Duncan	F	6-11	250	4/25/76	Wake Forest	18
23	Kevin Martin	G	6-7	200	2/1/83	Western Carolina	11
24	Andre Miller	G	6-3	200	3/19/76	Utah	16
30	David West	F	6-9	240	8/29/80	Xavier	12
33	Boris Diaw	F	6-8	250	4/16/82	France	12
40	Boban Marjanovic	C	7-3	290	8/15/88	Serbia	R

### SPURS COACHING STAFF

**HEAD COACH:**

Gregg Popovich (Air Force Academy)

**ASSISTANT COACHES:**

Ettore Messina (Italy)

Chip Engelland (Duke)

Ime Udoka (Portland State)

Chad Forcier (Seattle-Pacific)

James Borrego (San Diego)

Becky Hammon (Colorado State)

**DIRECTOR OF MEDICAL SERVICES:** Phil Coles (Australia)**HEAD ATHLETIC TRAINER:**

Will Sevening (Wisconsin-La Crosse)

**ASSISTANT TRAINER:**


Paul West (Linfield College)

**ATHLETIC PERFORMANCE COOR.:**

Anthony Falsone (Stephen F. Austin)




# THE SILVER AND BLACK




**12** LaMARCUS ALDRIDGE



**1** KYLE ANDERSON



**15** MATT BONNER




**33** BORIS DIAW




**21** TIM DUNCAN



**20** MANU GINOILI



**14** DANNY GREEN



**2** KAWHI LEONARD




**40** BOBAN MARJANOVIC




**23** KEVIN MARTIN




**24** ANDRE MILLER




**8** PATTY MILLS



**9** TONY PARKER



**17** JONATHON SIMMONS



**30** DAVID WEST




# **PLAYER AND STAFF BIOS**



# LaMARCUS ADRIDGE



## ALDRIDGE BIO



# 12

**FORWARD**

**6-11 | 260**

**10TH SEASON**

**TEXAS**

**7/19/1985**

**HOW ACQUIRED:** Signed by the Spurs on 7/9/15.

**2015-16:** Started all 74 games he appeared in, averaging 18.0 points, a team-high 8.5 rebounds, 1.5 assists and 1.09 blocks in 30.6 minutes ... shot .513 (536-1,045) from the field and a career-best .858 (259-302) from the foul line ... ranked 17th in the NBA in field goal percentage ... scoring averaged increased each month of the season from 15.9 ppg in November to 22.6 ppg in March ... scored in double figures 64 times, including 31 games with 20-or-more and four games with at least 30 points ... posted a team-best 26 double-doubles ... led the team in rebounding 35 times, in scoring on 24 occasions and blocks 25 times ... named to his fifth straight All-Star Game, one of just eight active players to have been selected to five straight All-Star Games and one of five to have played in the past five All-Star games (2012-16) ... named the NBA's Western Conference Player of the Week for games played Feb. 1-7 ... grabbed the 6,000th rebound of his career vs. Memphis on 3/25 ... one of just three players (LeBron James, Dwyane Wade) to score 1,000 points or more in each of the last nine seasons ... posted a season-high 36 points (12-20 FG, 12-12 FT) to go along with 6 rebounds and a team-high 3 blocks in 34 minutes vs. New Orleans on 2/3 ... his 36 points were the most by a Spurs player since Tony Parker posted 37 points vs. Oklahoma City on 1/22/14 ... posted 32 points (12-16 FG, 8-9 FT), 12 rebounds and 3 blocks in 33 minutes vs. Memphis on 3/25 ... followed that up with a game-high 31 points (11-16 FG, 9-11 FT) and 13 rebounds with 3 assists and 2 blocks in 31 minutes at Memphis on 3/28 ... netted 31 points (12-18 FG, 7-7 FT) and a game-high 15 rebounds in 38 minutes vs. Toronto on 4/2 ... totalled a game-high 29 points (11-13 FG, 7-8 FT) to go along with 7 rebounds, 4 assists and 4 blocks in 29 minutes at Minnesota on 3/8 ... produced 26 points and a game-high 16 rebounds in 33 minutes at Houston on 2/27 ... netted a team-high 17 points and season-high 19 rebounds with 2 assists in 34 minutes vs. Philadelphia on 11/14 ... tallied a season and game-high 24 points, 14 rebounds and a season-best 5 assists in 35 minutes at Boston on 11/1 ... totalled a double-double with a team-high 26 points (11-18 FG) and 13 rebounds in 32 minutes vs. Los Angeles Clippers on 12/18 ... contributed a game-high 25 points (9-13 FG, 7-7 FT) to go along with 10 rebounds and a season-high tying 5 assists in 30 minutes vs. Houston on 1/27 ... totalled a game-high 26 points (11-25 FG, 4-4 FT) to go along with 13 rebounds in 37 minutes vs. Golden State on 3/19 ... registered a 28 points (9-13 FG, 10-12 FT), 4 rebounds and a season-high tying 5 blocks in 32 minutes vs. Orlando on 2/1 ... had 5 blocks on two other occasions: 12/2 vs. Memphis and 2/24 at Sacramento ... tallied 14 points, 7 rebounds and a season-high 4 steals in 36 minutes at Utah on 4/5 ... missed two games with a mild sprain-left ankle (11/21-23) ... missed one game with back spasms (1/22) ... missed one game with a migraine headache (3/5) ... sat out four games due to rest (1/6, 3/26, 4/8, 4/13).

**CAREER NOTES:** Is in his 10th NBA season, his first with the Spurs ... spent his first nine seasons with the Portland Trail Blazers ... a three-time All-NBA performer, named to the Second Team in 2015 and the Third Team in 2011 and 2014 ... selected an NBA All-Star in each of the last five seasons ... named to the NBA All-Rookie First Team in 2007 ... one of just three players (LeBron James, Dwyane Wade) to score 1,000 points or more in each of the last nine seasons ... has been named Western Conference Player of the Month once and NBA Player of the Week on nine occasions ... in his NBA career has appeared in 722 games, averaging 19.2 points, 8.4 rebounds, 1.9 assists, 1.14 blocks in 34.9 minutes ... shooting .487 from the field and .802 from the foul line ... has seen action in 34 playoff games, averaging 22.1 points, 8.8 rebounds, 1.79 blocks and 1.6 assists in 40.4 minutes.

### NBA PLAYOFF STATISTICS

Year	TEAM	G	MINS	FGM-FGA	PCT	FG3-FG3A	PCT	FTM-FTA	FT%	OFF-DEF-TOT	R/G	AST	A/G	PF	DQ	STL	BLK	PTS	AVG
08-09	POR	6	237	51-104	.490	1-4	.250	14-20	.700	9-36-45	7.5	8	1.3	16	0	3	10	117	19.5
09-10	POR	6	229	40-93	.430	1-2	.500	33-44	.750	10-26-36	6.0	13	2.2	16	0	7	11	114	19.0
10-11	POR	6	258	53-115	.461	0-0	---	19-24	.792	16-29-45	7.5	8	1.3	19	0	8	10	125	20.8
13-14	POR	11	441	113-250	.452	2-3	.667	60-75	.800	30-87-117	10.6	16	1.5	40	1	7	18	288	26.6
14-15	POR	5	208	37-112	.330	3-11	.273	32-36	.889	21-35-56	11.2	9	1.8	16	1	2	12	109	21.8
TOTALS		34	1373	294-674	.436	7-20	.350	158-199	.794	86-213-299	8.8	54	1.6	107	2	27	61	753	22.1



# LaMARCUS ALDRIDGE GAME-BY-GAME

LaMarcus Aldridge / San Antonio Spurs

DATE	TM	@	OPP	WL	O	P	G	GS	MIN	FG	FGA	FG%	FG3	FG3A	FG3%	FT	FTA	FT%	OREB	DREB	REB	AST	PF	DQ	STL	TO	BLK	PTS	PPG	
10/28/2015	SA	@	OKC	.L	-	F	1	1	32	4	12	.333	0	1	.000	3	4	.750	2	3	5	1	2	0	0	1	1	11	11.0	
10/30/2015	SA	v	BRK	W.	-	F	2	2	30	5	11	.455	0	0	---	0	0	---	5	6	11	4	0	0	0	1	1	10	10.5	
11/01/2015	SA	@	BOS	W.	-	F	3	3	35	8	18	.444	0	1	.000	8	10	.800	4	10	14	4	1	0	1	2	1	24	15.0	
11/02/2015	SA	@	NY	W.	-	F	4	4	32	8	15	.533	0	0	---	3	4	.750	1	5	6	0	1	0	0	2	0	19	16.0	
11/04/2015	SA	@	WAS	.L	-	F	5	5	35	4	14	.286	0	0	---	2	2	1.000	4	11	15	1	4	0	1	5	0	10	14.8	
11/07/2015	SA	v	CHA	W.	-	F	6	6	17	6	10	.600	0	0	---	4	4	1.000	0	5	5	2	4	0	0	1	0	16	15.0	
11/09/2015	SA	@	SAC	W.	-	C	7	7	26	7	12	.583	0	2	.000	2	2	1.000	0	9	9	1	4	0	0	2	2	16	15.1	
11/11/2015	SA	@	POR	W.	-	F	8	8	35	9	18	.500	0	1	.000	5	6	.833	2	4	6	2	3	0	0	4	1	23	16.1	
11/14/2015	SA	v	PHI	W.	-	F	9	9	34	5	13	.385	0	0	---	7	8	.875	7	12	19	2	2	0	0	2	1	17	16.2	
11/16/2015	SA	v	POR	W.	-	F	10	10	34	2	8	.250	0	0	---	2	2	1.000	2	4	6	1	3	0	0	0	1	6	15.2	
11/18/2015	SA	v	DEN	W.	-	F	11	11	32	4	14	.286	0	0	---	3	4	.750	4	8	12	1	2	0	0	0	2	11	14.8	
11/20/2015	SA	@	NO	.L	-	F	12	12	32	8	18	.444	0	1	.000	4	4	1.000	3	8	11	2	2	0	0	0	1	20	15.3	
11/21/2015	SA	v	MEM	W.	-	INA																								
11/23/2015	SA	v	PHO	W.	-	INA																								
11/25/2015	SA	v	DAL	W.	-	F	13	13	35	8	17	.471	0	0	---	2	3	.667	5	2	7	1	1	0	0	1	1	18	15.5	
11/27/2015	SA	@	DEN	W.	-	F	14	14	18	4	11	.364	0	1	.000	0	0	---	1	3	4	1	0	0	0	1	1	8	14.9	
11/28/2015	SA	v	ATL	W.	-	F	15	15	25	6	15	.400	0	0	---	1	1	1.000	3	3	6	1	1	0	3	2	2	13	14.8	
11/30/2015	SA	@	CHI	.L	-	F	16	16	33	10	18	.556	0	0	---	1	3	.333	1	11	12	0	1	0	0	2	1	21	15.2	
12/02/2015	SA	v	MIL	W.	-	F	17	17	23	3	10	.300	0	0	---	0	0	---	2	7	9	0	2	0	0	1	5	6	14.6	
12/03/2015	SA	@	MEM	W.	-	F	18	18	33	7	14	.500	0	0	---	4	6	.667	2	2	4	0	1	0	0	1	3	18	14.8	
12/05/2015	SA	v	BOS	W.	-	F	19	19	27	8	15	.533	0	0	---	1	2	.500	3	5	8	1	4	0	0	1	1	17	14.9	
12/07/2015	SA	@	PHI	W.	-	F	20	20	22	11	15	.733	0	0	---	4	4	1.000	0	9	9	1	2	0	0	0	0	0	26	15.5
12/09/2015	SA	@	TOR	.L	-	F	21	21	34	4	10	.400	0	1	.000	5	6	.833	3	4	7	1	2	0	0	3	1	13	15.4	
12/11/2015	SA	v	LAL	W.	-	F	22	22	27	11	20	.550	0	0	---	2	5	.400	5	6	11	3	0	0	0	2	0	24	15.8	
12/12/2015	SA	@	ATL	W.	-	F	23	23	27	5	9	.556	0	0	---	3	3	1.000	1	5	6	1	2	0	0	3	1	13	15.7	
12/14/2015	SA	v	UTA	W.	-	F	24	24	24	6	10	.600	0	0	---	6	6	1.000	2	6	8	0	1	0	0	1	0	18	15.8	
12/16/2015	SA	v	WAS	W.	-	F	25	25	33	6	12	.500	0	0	---	2	2	1.000	1	5	6	1	2	0	1	0	0	14	15.7	
12/18/2015	SA	v	LAC	W.	-	F	26	26	32	11	18	.611	0	0	---	4	6	.667	2	11	13	3	4	0	0	0	1	26	16.1	
12/21/2015	SA	v	IND	W.	-	F	27	27	27	4	11	.364	0	0	---	2	2	1.000	3	6	9	1	2	0	3	0	1	10	15.9	
12/23/2015	SA	@	MIN	W.	-	F	28	28	29	4	9	.444	0	1	.000	4	5	.800	2	6	8	0	2	0	1	2	1	12	15.7	
12/25/2015	SA	@	HOU	.L	-	F	29	29	36	9	17	.529	0	0	---	0	0	---	5	4	9	2	3	0	0	1	0	18	15.8	
12/26/2015	SA	v	DEN	W.	-	F	30	30	30	6	14	.429	0	0	---	0	0	---	1	8	9	0	2	0	0	1	3	12	15.7	
12/28/2015	SA	v	MIN	W.	-	F	31	31	27	3	8	.375	0	0	---	0	0	---	1	5	6	1	5	0	0	3	0	6	15.4	
12/30/2015	SA	v	PHO	W.	-	F	32	32	29	8	12	.667	0	1	.000	5	10	.500	2	10	12	2	2	0	0	2	1	21	15.5	
01/02/2016	SA	v	HOU	W.	-	F	33	33	32	10	16	.625	0	0	---	4	4	1.000	2	7	9	0	3	0	2	1	0	24	15.8	
01/04/2016	SA	@	MIL	W.	-	F	34	34	30	6	14	.429	0	0	---	4	5	.800	6	5	11	1	2	0	0	1	1	16	15.8	
01/06/2016	SA	v	UTA	W.	-	INA																								
01/08/2016	SA	v	NY	W.	-	F	35	35	34	8	17	.471	0	0	---	0	0	---	4	5	9	2	1	0	0	2	0	16	15.8	
01/11/2016	SA	@	BRK	W.	-	F	36	36	28	12	17	.706	0	0	---	1	1	1.000	4	7	11	2	2	0	0	0	0	25	16.1	
01/12/2016	SA	@	DET	W.	-	F	37	37	36	10	19	.526	0	0	---	2	2	1.000	5	8	13	1	3	0	1	3	0	22	16.2	
01/14/2016	SA	v	CLE	W.	-	F	38	38	29	2	7	.286	0	0	---	2	2	1.000	2	6	8	2	4	0	0	1	0	6	15.9	
01/17/2016	SA	v	DAL	W.	-	F	39	39	27	9	15	.600	0	0	---	5	5	1.000	1	6	7	1	1	0	0	0	1	23	16.1	
01/21/2016	SA	@	PHO	W.	-	F	40	40	22	3	9	.333	0	0	---	1	1	1.000	0	5	5	2	3	0	0	1	0	7	15.9	
01/22/2016	SA	@	LAL	W.	-	INA																								
01/25/2016	SA	@	GS	.L	-	F	41	41	25	2	9	.222	0	1	.000	1	2	.500	1	2	3	1	1	0	0	3	2	5	15.6	
01/27/2016	SA	v	HOU	W.	-	F	42	42	30	9	13	.692	0	0	---	7	7	1.000	6	4	10	5	4	0	0	2	0	25	15.9	
01/30/2016	SA	@	CLE	.L	-	F	43	43	26	7	11	.636	0	0	---	1	2	.500	1	1	2	0	3	0	0	0	0	15	15.8	
02/01/2016	SA	v	ORL	W.	-	F	44	44	32	9	13	.692	0	0	---	10	12	.833	1	3	4	0	1	0	0	1	5	28	16.1	
02/03/2016	SA	v	NO	W.	-	F	45	45	34	12	20	.600	0	0	---	12	12	1.000	2	4	6	1	3	0	1	2	3	36	16.6	
02/05/2016	SA	@	DAL	W.	-	F	46	46	28	5	11	.455	0	1	.000	4	4	1.000	3	7	10	2	1	0	2	1	2	14	16.5	
02/06/2016	SA	v	LAL	W.	-	F	47	47	34	11	18	.611	0	0	---	4	5	.800	3	6	9	2	2	0	0	1	0	26	16.7	
02/09/2016	SA	@	MIA	W.	-	F	48	48	32	10	16	.625	0	0	---	8	8	1.000	0	4	4	4	1	0	0	0	1	28	16.9	
02/10/2016	SA	@	ORL	W.	-	F	49	49	33	8	16	.500	0	0	---	5	5	1.000	2	5	7	2	2	0	0	1	2	21	17.0	
02/18/2016	SA	@	LAC	.L	-	F	50	50	25	3	12	.250	0	1	.000	4	4	1.000	2	1	3	1	0	0	0	0	0	10	16.9	
02/19/2016	SA	@	LAL	W.	-	C	51	51	35	6	11	.545	0	0	---	4	4	1.000	2	6	8	3	4	0	1	1	1	2	16	16.9
02/21/2016	SA	@	PHO	W.	-	F	52	52	34	9	14	.643	0	1	.000	1	1	1.000	2	8	10	1	4	0	1	1	1	19	16.9	
02/24/2016	SA	@	SAC	W.	-	F	53	53	32	2	11	.182	0	0	---	3	6	.500	5	4	9	2	5	0	0	2	5	7	16.7	
02/25/2016	SA	@	UTA	W.	-	F	54	54	33	7	15	.467	0	0	---	1	1	1.000	1	6	7	2	1	0	0	1	1	15	16.7	
02/27/2016	SA	@	HOU	W.	-	F	55	55	33	9	19	.474	0	1	.000	8	8	1.000	4	12	16	1	2	0	0	1	1	26	16.9	
03/02/2016	SA	v	DET	W.	-	F	56	56	35	10	16	.625	0	0	---	3	3	1.000	0	10	10	3	3	0	0	2</				



# KYLE ANDERSON



# 1

**GUARD/FORWARD**

**6-9 | 230**

**SECOND SEASON**

**UCLA**

**9/20/1993**

## ANDERSON BIO

**HOW ACQUIRED:** Selected by San Antonio in the first round of the 2014 NBA Draft, 30th overall pick.

**2015-16:** Appeared in 78 games including 11 starts, averaging 4.5 points, 3.1 rebounds and 1.6 assists in 16.0 minutes while shooting .468 (138-295) from the field, .324 (12-37) from three-point range and .747 (62-83) from the foul line ... scored in double figures 10 times ... led the team in steals 14 times and blocks 11 times ... tallied two-or-more steals in 15 games and grabbed five-or-more rebounds 18 times ... registered his first career double-double with a career-best 15 points, 10 rebounds, a career-high 5 steals and 4 assists in 30 minutes at Dallas on 4/13 ... pulled down a career-best 11 rebounds to go along with 8 points and 3 assists in 20 minutes at Golden State on 4/7 ... recorded a 14 points (7-14 FG) to go along with 3 rebounds, 3 assists and a team-high 2 steals in 29 minutes at LA Lakers on 2/19 ... tallied 14 points (7-8 FG), 8 rebounds to go along with 3 assists and 2 steals in 29 minutes at Sacramento on 2/24 ... finished with a career-high 7 assists and 4 steals to go along with 13 points (4-6 FG, 1-2 3FG, 4-4 FT) and 3 rebounds in 36 minutes at Memphis on 3/28 ... started his first contest of the season vs. Philadelphia on 11/14, registering 10 points (4-9 FG, 2-2 3FG), 7 rebounds, 3 assists and 3 steals in 31 minutes ... tallied 10 points (5-6 FG) to go along with 5 rebounds and 3 assists in 20 minutes at Minnesota on 12/23 ... registered 13 points (6-9 FG), 3 rebounds and 2 assists in 19 minutes vs. Utah on 1/6 ... posted 9 points (3-5 FG, 1-1 3FG, 2-2 FT), 4 rebounds and 3 assists in 25 minutes at Phoenix on 1/21 ... netted 10 points, 3 rebounds and 3 assists in 18 minutes at Cleveland on 1/30 ... tallied 9 points (4-7 FG, 1-1 3FG), 4 rebounds and 5 assists in 22 minutes vs. Orlando on 2/1 ... posted 11 points, 3 rebounds and 3 assists in 23 minutes at Houston on 2/27 ... netted 8 points (4-5 FG), 6 rebounds, a team-high 3 steals and 2 assists in 21 minutes at Minnesota on 3/8 ... posted 7 points, 5 rebounds, 3 assists and 3 steals in 30 minutes at Oklahoma City on 3/26 ... registered three DNP-CDs missed the 2/9 at Miami game due to illness.

**CAREER NOTES:** Is in his second NBA season, both with the Silver and Black ... was selected by the Spurs with the 30th overall pick in the 2014 NBA Draft ... has appeared in 111 NBA games, averaging 3.8 points, 2.8 rebounds and 1.4 assists in 14.4 minutes ... spent part of the 2014-15 season with the Austin Spurs, San Antonio's NBA D-League affiliate ... averaged 22.8 points, 8.8 rebounds and 4.7 assists for the Austin Spurs in the month of February en route to being named the NBA Development League Player of the Month ... in 26 total games with Austin, averaged 21.3 points, 8.7 rebounds, 4.8 assists, 1.96 steals and 1.46 blocks in 40.1 minutes while shooting .447 from the floor ... has played on the Spurs Summer League the past two summers ... named the MVP of the 2015 Las Vegas Summer League after averaging 21.0 points, 6.0 rebounds, 1.9 assists and 1.10 steals in 27.3 minutes over seven games, helping the Spurs win the 2015 Las Vegas Summer League Championship.



# KYLE ANDERSON

Kyle Anderson / San Antonio Spurs

DATE	TM	@	OPP	WL	O	P	G	GS	MIN	FG	FGA	FG%	FG3	FG3A	FG3%	FT	FTA	FT%	OREB	DREB	REB	AST	PF	DQ	STL	TO	BLK	PTS	PPG
10/28/2015	SA	@	OKC	.L	-	-	1	0	13	2	4	.500	0	1	.000	0	0	---	0	1	1	0	0	0	1	0	0	4	4.0
10/30/2015	SA	v	BRK	W.	-	-	2	0	11	0	1	.000	0	0	---	0	0	---	0	2	2	0	3	0	1	0	1	0	2.0
11/01/2015	SA	@	BOS	W.	-	-	3	0	1	0	0	---	0	0	---	0	0	---	0	0	0	0	0	0	0	0	0	0	1.3
11/02/2015	SA	@	NY	W.	-	-	4	0	6	0	1	.000	0	0	---	0	0	---	0	1	1	1	1	0	0	0	0	0	1.0
11/04/2015	SA	@	WAS	.L	-	-	5	0	5	1	2	.500	0	1	.000	2	2	1.000	0	1	1	0	1	0	0	0	0	4	1.6
11/07/2015	SA	v	CHA	W.	-	-	6	0	13	2	5	.400	0	0	---	0	2	.000	1	1	2	2	1	0	0	0	1	4	2.0
11/09/2015	SA	@	SAC	W.	-	-	7	0	10	0	3	.000	0	0	---	0	0	---	2	2	4	0	1	0	0	0	1	0	1.7
11/11/2015	SA	@	POR	W.	-	-	8	0	1	0	0	---	0	0	---	0	0	---	0	0	0	0	0	0	0	0	0	0	1.5
11/14/2015	SA	v	PHI	W.	-	F	9	1	31	4	9	.444	2	2	1.000	0	0	---	0	7	7	3	1	0	3	1	1	10	2.4
11/16/2015	SA	v	POR	W.	-	-	10	1	7	0	2	.000	0	1	.000	0	0	---	0	3	3	1	1	0	0	2	1	0	2.2
11/18/2015	SA	v	DEN	W.	-	-	11	1	8	1	2	.500	0	0	---	0	2	.000	0	0	0	1	0	0	0	0	0	2	2.2
11/20/2015	SA	@	NO	.L	-	-	12	1	7	0	1	.000	0	0	---	1	2	.500	0	2	2	1	0	0	0	0	2	1	2.1
11/21/2015	SA	v	MEM	W.	-	-	13	1	18	3	5	.600	0	0	---	2	2	1.000	0	6	6	2	1	0	0	0	0	8	2.5
11/23/2015	SA	v	PHO	W.	-	-	14	1	8	1	3	.333	0	0	---	0	0	---	0	0	0	0	0	0	2	1	0	2	2.5
11/25/2015	SA	v	DAL	W.	-	-	15	1	2	0	0	---	0	0	---	0	0	---	0	0	0	0	1	0	0	1	0	0	2.3
11/27/2015	SA	@	DEN	W.	-	-	16	1	29	1	3	.333	0	0	---	3	4	.750	0	4	4	3	3	0	0	1	0	5	2.5
11/28/2015	SA	v	ATL	W.	-	-	17	1	21	1	3	.333	1	1	1.000	2	2	1.000	0	6	6	1	0	0	1	1	0	5	2.6
11/30/2015	SA	@	CHI	.L	-	-	18	1	5	0	0	---	0	0	---	0	0	---	0	0	0	0	1	0	0	0	0	0	2.5
12/02/2015	SA	v	MIL	W.	-	-	19	1	19	1	3	.333	0	1	.000	2	3	.667	0	5	5	0	2	0	3	2	1	4	2.6
12/03/2015	SA	@	MEM	W.	-	-	20	1	15	0	2	.000	0	0	---	0	0	---	1	1	2	4	1	0	0	0	1	0	2.5
12/05/2015	SA	v	BOS	W.	-	-	21	1	8	2	2	1.000	0	0	---	0	0	---	0	2	2	0	1	0	1	0	0	4	2.5
12/07/2015	SA	@	PHI	W.	-	F	22	2	30	2	4	.500	0	0	---	3	5	.600	0	5	5	1	3	0	0	0	0	7	2.7
12/09/2015	SA	@	TOR	.L	-	-	23	2	12	2	3	.667	1	1	1.000	0	0	---	0	1	1	2	0	0	0	0	0	5	2.8
12/11/2015	SA	v	LAL	W.	-	-	24	2	21	0	1	.000	0	1	.000	0	0	---	0	1	1	3	1	0	0	2	0	0	2.7
12/12/2015	SA	@	ATL	W.	-	-	25	2	5	1	2	.500	0	0	---	0	0	---	0	1	1	0	0	0	0	1	0	2	2.7
12/14/2015	SA	v	UTA	W.	-	-	26	2	17	2	3	.667	0	0	---	2	2	1.000	0	1	1	2	0	0	1	0	0	6	2.8
12/16/2015	SA	v	WAS	W.	-	-	27	2	17	2	3	.667	0	0	---	2	4	.500	0	1	1	2	2	0	0	1	2	6	2.9
12/18/2015	SA	v	LAC	W.	-	DNP																							
12/21/2015	SA	v	IND	W.	-	-	28	2	4	0	0	---	0	0	---	0	0	---	0	1	1	0	0	0	0	0	0	0	2.8
12/23/2015	SA	@	MIN	W.	-	-	29	2	20	5	6	.833	0	1	.000	0	0	---	2	3	5	3	0	0	1	1	1	10	3.1
12/25/2015	SA	@	HOU	.L	-	DNP																							
12/26/2015	SA	v	DEN	W.	-	-	30	2	15	2	5	.400	0	0	---	0	0	---	1	2	3	0	0	0	0	1	0	4	3.1
12/28/2015	SA	v	MIN	W.	-	-	31	2	10	2	2	1.000	0	0	---	0	0	---	0	2	2	0	0	0	1	2	1	4	3.1
12/30/2015	SA	v	PHO	W.	-	-	32	2	9	3	3	1.000	0	0	---	1	1	1.000	0	1	1	0	1	0	0	0	1	7	3.3
11/02/2016	SA	v	HOU	W.	-	-	33	2	2	0	0	---	0	0	---	2	2	1.000	0	0	0	0	0	0	0	0	0	2	3.2
11/04/2016	SA	@	MIL	W.	-	-	34	2	9	1	2	.500	0	1	.000	0	0	---	0	2	2	2	2	0	0	1	0	2	3.2
11/06/2016	SA	v	UTA	W.	-	-	35	2	19	6	9	.667	0	0	---	1	1	1.000	1	2	3	2	2	0	1	1	0	13	3.5
11/08/2016	SA	v	NY	W.	-	DNP																							
11/11/2016	SA	@	BRK	W.	-	-	36	2	17	1	2	.500	0	1	.000	3	4	.750	0	4	4	3	1	0	0	1	0	5	3.5
11/12/2016	SA	@	DET	W.	-	-	37	2	3	0	0	---	0	0	---	0	0	---	0	1	1	0	0	0	0	0	0	0	3.4
11/14/2016	SA	v	CLE	W.	-	-	38	2	5	1	1	1.000	0	0	---	0	0	---	0	2	2	1	0	0	0	0	0	2	3.4
11/17/2016	SA	v	DAL	W.	-	-	39	2	12	3	3	1.000	0	0	---	2	2	1.000	0	1	1	1	3	0	0	1	0	8	3.5
11/21/2016	SA	@	PHO	W.	-	-	40	2	25	3	5	.600	1	1	1.000	2	2	1.000	0	4	4	3	3	0	1	0	1	9	3.6
11/22/2016	SA	@	LAL	W.	-	-	41	2	13	1	6	.167	0	2	.000	0	0	---	1	0	1	2	1	0	0	1	1	2	3.6
11/25/2016	SA	@	GS	.L	-	-	42	2	16	3	9	.333	0	0	---	1	2	.500	2	2	4	2	2	0	2	1	0	7	3.7
11/27/2016	SA	v	HOU	W.	-	C	43	3	16	3	5	.600	0	0	---	1	2	.500	0	3	3	1	2	0	0	1	0	7	3.7
11/30/2016	SA	@	CLE	.L	-	-	44	3	18	4	8	.500	0	1	.000	2	2	1.000	1	2	3	3	0	0	1	0	1	10	3.9
12/01/2016	SA	v	ORL	W.	-	-	45	3	22	4	7	.571	1	1	1.000	0	0	---	0	4	4	5	0	0	0	1	0	9	4.0
12/03/2016	SA	v	NO	W.	-	-	46	3	18	0	3	.000	0	0	---	0	0	---	1	1	2	3	1	0	0	2	0	0	3.9
12/05/2016	SA	@	DAL	W.	-	-	47	3	23	1	5	.200	0	1	.000	3	3	1.000	0	3	3	2	2	0	2	1	0	5	3.9
12/06/2016	SA	v	LAL	W.	-	-	48	3	9	0	1	.000	0	0	---	0	0	---	0	2	2	1	0	0	0	1	0	0	3.9
12/09/2016	SA	@	MIA	W.	-	DNP																							
12/10/2016	SA	@	ORL	W.	-	-	49	3	18	0	4	.000	0	1	.000	2	2	1.000	0	1	1	3	1	0	2	1	1	2	3.8
12/18/2016	SA	@	LAC	.L	-	F	50	4	28	4	6	.667	0	0	---	0	0	---	0	3	3	1	4	0	2	3	0	8	3.9
12/19/2016	SA	@	LAL	W.	-	F	51	5	29	7	14	.500	0	1	.000	0	0	---	0	3	3	3	3	0	2	0	0	14	4.1
12/21/2016	SA	@	PHO	W.	-	F	52	6	29	2	4	.500	0	0	---	1	2	.500	2	1	3	2	1	0	1	3	1	5	4.1
12/24/2016	SA	@	SAC	W.	-	-	53	6	29	7	8	.875	0	1	.000	0	0	---	0	8	8	3	2	0	2	3	0	14	4.3
12/25/2016	SA	@	UTA	W.	-	-	54	6	17	0	4	.000	0	1	.000	0	0	---	0	3	3	0	1	0	0	1	1	0	4.2
12/27/2016	SA	@	HOU	W.	-	-	55	6	23	4	8	.500	1	3	.333	2	3	.667	1	2	3	3	1	0	1	2	0	11	4.3
13/02/2016	SA	v	DET	W.	-	-	56	6	19	2	6	.333	0	0	---	3	3	1.000	0	5	5	0	3	0	1	0	2	7	4.4
13/03/2016	SA	@	NO	W.	-	-	57	6	17	0	3	.000	0	1	.000	2	2	1.000	0	7	7	1	2	0	1	0	1	2	4.4
13/05/2016	SA	v	SAC	W.	-	-	58	6	28	2	3	.667	0	1	.000	0	0												



# MATT BONNER



## BONNER BIO



# 15

**FORWARD/CENTER**

**6-10 | 235**

**12TH SEASON**

**FLORIDA**

**4/5/1980**

**HOW ACQUIRED:** Obtained along with Eric Williams and a 2009 second round pick from Toronto in exchange for Rasho Nesterovic. (6/22/06)

**2015-16:** Saw action in 30 games, averaging 2.5 points in 6.9 minutes ... shot .509 (29-57) from the field, .441 (15-34) from three-point range and .750 (3-4) from the foul line ... made his season debut at Portland on 11/11, becoming just the sixth player in Spurs history to ever have spent 10 consecutive years with the franchise and eighth player in franchise history to appear in 10-or-more seasons with San Antonio ... passed Sean Elliott for sixth on the Spurs all-time wins list vs. Sacramento on 3/5, his 440th win with the Silver and Black ... recorded a season-high 10 points (4-5 FG, 2-3 3FG) and 5 rebounds in 18 minutes vs. Utah on 12/14 ... registered his first start of the season, tallying 9 points (4-6 FG, 1-3 3FG) and 3 assists in 24 minutes at Philadelphia on 12/7 ... posted 7 points (2-2 FG, 1-1 3FG, 2-2 FT) in 4 minutes at Dallas on 2/5 ... totaled 6 points (2-3 3FG) and 2 rebounds in 6 minutes vs. Sacramento on 3/5 ... notched 5 points and 2 rebounds in 10 minutes at Minnesota on 3/8 ... inactive for 40 games ... registered a DNP-CD in 12 games.

**CAREER NOTES:** Is in his 12th NBA season, his 10th with the Spurs ... spent two seasons with the Toronto Raptors ... led the NBA in three-point shooting in 2010-11 with a .457 (105-230) mark from beyond the arc ... ranks sixth among active players with a career mark of .415 (797-1,923) from three-point range ... among Spurs all-time leaders ranks fourth in three-point field goals made (656), eighth in three-point field goal percentage (.413, 656-1,588) and eighth in games played (632) ... in his 12-year NBA career has appeared in 792 regular season games, averaging 5.8 points and 3.0 rebounds in 16.9 minutes ... has appeared in 94 playoff games, averaging 2.8 points and 1.7 rebounds in 11.0 minutes.

### NBA PLAYOFF STATISTICS

Year	TEAM	G	MINS	FGM-FGA	PCT	FG3-FG3A	PCT	FTM-FTA	FT%	OFF-DEF-TOT	R/G	AST	A/G	PF	DQ	STL	BLK	PTS	AVG
06-07	SA	9	25	2-7	.286	2-2	1.000	1-4	.250	2-1-3	0.3	0	0.0	6	0	2	0	7	0.8
07-08	SA	2	9	2-3	.667	0-0	---	0-0	---	0-2-2	1.0	2	1.0	0	0	0	0	4	2.0
08-09	SA	5	100	5-23	.217	2-2	1.000	3-13	.231	6-10-16	3.2	0	0.0	10	0	3	2	15	3.0
09-10	SA	10	173	19-44	.432	2-2	1.000	10-27	.370	7-25-32	3.2	4	0.4	22	0	1	3	50	5.0
10-11	SA	6	123	12-25	.480	8-10	.800	6-18	.333	7-12-19	3.2	2	0.3	18	0	1	1	38	6.3
11-12	SA	13	165	10-32	.313	3-5	.600	8-23	.348	2-23-25	1.9	9	0.7	24	0	2	4	31	2.4
12-13	SA	20	267	28-59	.475	10-12	.833	15-32	.469	9-30-39	2.0	6	0.3	35	0	5	5	81	4.1
13-14	SA	22	136	10-21	.476	3-4	.750	4-12	.333	2-12-14	0.6	11	0.5	12	0	2	1	27	1.2
14-15	SA	7	36	2-10	.200	0-0	---	2-9	.222	0-6-6	0.9	1	0.1	8	0	0	1	6	0.9
TOTALS		94	1034	90-224	.402	30-37	.811	49-138	.355	35-121-156	1.7	35	0.4	135	0	16	17	259	2.8




# MATT BONNER GAME-BY-GAME

Matt Bonner / San Antonio Spurs																													
DATE	TM	@	OPP	WL	O	P	G	GS	MIN	FG	FGA	FG%	FG3	FG3A	FG3%	FT	FTA	FT%	OREB	DREB	REB	AST	PF	DQ	STL	TO	BLK	PTS	PPG
10/28/2015	SA	@	OKC	.L	-	DNP																							
10/30/2015	SA	v	BRK	W.	-	INA																							
11/01/2015	SA	@	BOS	W.	-	DNP																							
11/02/2015	SA	@	NY	W.	-	INA																							
11/04/2015	SA	@	WAS	.L	-	INA																							
11/07/2015	SA	v	CHA	W.	-	INA																							
11/09/2015	SA	@	SAC	W.	-	INA																							
11/11/2015	SA	@	POR	W.	-	1	0		1	0	0	---	0	0	---	0	0	---	0	1	1	0	0	0	0	0	0	0	0.0
11/14/2015	SA	v	PHI	W.	-	2	0		0	0	0	---	0	0	---	1	2	.500	0	0	0	0	0	0	0	0	0	1	0.5
11/16/2015	SA	v	POR	W.	-	INA																							
11/18/2015	SA	v	DEN	W.	-	DNP																							
11/20/2015	SA	@	NO	.L	-	INA																							
11/21/2015	SA	v	MEM	W.	-	3	0		0	0	0	---	0	0	---	0	0	---	0	0	0	0	0	0	0	0	0	0	0.3
11/23/2015	SA	v	PHO	W.	-	INA																							
11/25/2015	SA	v	DAL	W.	-	INA																							
11/27/2015	SA	@	DEN	W.	-	4	0		4	0	0	---	0	0	---	0	0	---	0	1	1	0	0	0	1	0	0	0	0.3
11/28/2015	SA	v	ATL	W.	-	INA																							
11/30/2015	SA	@	CHI	.L	-	DNP																							
12/02/2015	SA	v	MIL	W.	-	5	0		7	0	2	.000	0	2	.000	0	0	---	0	1	1	1	0	0	0	1	0	0	0.2
12/03/2015	SA	@	MEM	W.	-	6	0		4	2	4	.500	1	1	1.000	0	0	---	1	1	2	0	1	0	1	1	0	5	1.0
12/05/2015	SA	v	BOS	W.	-	DNP																							
12/07/2015	SA	@	PHI	W.	-	C	7	1	24	4	6	.667	1	3	.333	0	0	---	0	1	1	3	0	0	0	0	0	9	2.1
12/09/2015	SA	@	TOR	.L	-	8	1		0	0	0	---	0	0	---	0	0	---	0	0	0	0	0	0	1	0	0	0	1.9
12/11/2015	SA	v	LAL	W.	-	INA																							
12/12/2015	SA	@	ATL	W.	-	9	1		5	1	2	.500	1	1	1.000	0	0	---	0	1	1	0	0	0	0	0	0	3	2.0
12/14/2015	SA	v	UTA	W.	-	10	1		18	4	5	.800	2	3	.667	0	0	---	1	4	5	0	1	0	0	0	0	10	2.8
12/16/2015	SA	v	WAS	W.	-	11	1		2	1	1	1.000	1	1	1.000	0	0	---	0	1	1	0	1	0	0	0	0	3	2.8
12/18/2015	SA	v	LAC	W.	-	DNP																							
12/21/2015	SA	v	IND	W.	-	INA																							
12/23/2015	SA	@	MIN	W.	-	INA																							
12/25/2015	SA	@	HOU	.L	-	DNP																							
12/26/2015	SA	v	DEN	W.	-	12	1		0	0	0	---	0	0	---	0	0	---	0	0	0	0	0	0	0	0	0	0	2.6
12/28/2015	SA	v	MIN	W.	-	DNP																							
12/30/2015	SA	v	PHO	W.	-	13	1		12	0	2	.000	0	2	.000	0	0	---	0	2	2	0	1	0	0	0	0	0	2.4
01/02/2016	SA	v	HOU	W.	-	14	1		2	0	0	---	0	0	---	0	0	---	0	0	0	0	1	0	0	0	0	0	2.2
01/04/2016	SA	@	MIL	W.	-	15	1		3	0	1	.000	0	0	---	0	0	---	0	0	0	0	0	0	1	0	0	0	2.1
01/06/2016	SA	v	UTA	W.	-	16	1		7	1	3	.333	1	2	.500	0	0	---	0	0	0	0	1	0	0	0	0	3	2.1
01/08/2016	SA	v	NY	W.	-	DNP																							
01/11/2016	SA	@	BRK	W.	-	17	1		7	0	1	.000	0	0	---	0	0	---	0	0	0	0	0	0	0	0	0	0	2.0
01/12/2016	SA	@	DET	W.	-	INA																							
01/14/2016	SA	v	CLE	W.	-	INA																							
01/17/2016	SA	v	DAL	W.	-	INA																							
01/21/2016	SA	@	PHO	W.	-	18	1		11	2	2	1.000	1	1	1.000	0	0	---	1	1	2	1	0	0	1	0	0	5	2.2
01/22/2016	SA	@	LAL	W.	-	INA																							
01/25/2016	SA	@	GS	.L	-	INA																							
01/27/2016	SA	v	HOU	W.	-	INA																							
01/30/2016	SA	@	CLE	.L	-	19	1		3	0	0	---	0	0	---	0	0	---	0	0	0	0	0	0	0	0	0	0	2.1
02/01/2016	SA	v	ORL	W.	-	INA																							
02/03/2016	SA	v	NO	W.	-	INA																							
02/05/2016	SA	@	DAL	W.	-	20	1		4	2	2	1.000	1	1	1.000	2	2	1.000	0	1	1	1	1	0	0	0	0	7	2.3
02/06/2016	SA	v	LAL	W.	-	DNP																							
02/09/2016	SA	@	MIA	W.	-	INA																							
02/10/2016	SA	@	ORL	W.	-	INA																							
02/18/2016	SA	@	LAC	.L	-	INA																							
02/19/2016	SA	@	LAL	W.	-	INA																							
02/21/2016	SA	@	PHO	W.	-	INA																							
02/24/2016	SA	@	SAC	W.	-	INA																							
02/25/2016	SA	@	UTA	W.	-	INA																							
02/27/2016	SA	@	HOU	W.	-	INA																							
03/02/2016	SA	v	DET	W.	-	INA																							
03/03/2016	SA	@	NO	W.	-	INA																							
03/05/2016	SA	v	SAC	W.	-	21	1		6	2	3	.667	2	3	.667	0	0	---	0	2	2	0	0	0	0	0	0	6	2.5
03/07/2016	SA	@	IND	.L	-	INA																							
03/08/2016	SA	@	MIN	W.	-	22	1		10	2	4	.500	1	3	.333	0	0	---	0	2	2	1	0	0	0	0	0	5	2.6
03/10/2016	SA	v	CHI	W.	-	INA																							
03/12/2016	SA	v	OKC	W.	-	INA																							
03/15/2016	SA	v	LAC	W.	-	INA																							
03/17/2016	SA	v	POR	W.	-	INA																							
03/19/2016	SA	v	GS	W.	-	INA																							
03/21/2016	SA	@	CHA	.L	-	DNP																							
03/23/2016	SA	v	MIA	W.	-	INA																							
03/25/2016	SA	v	MEM	W.	-	23	1		2	0	1	.000	0	1	.000	0	0	---	0	0	0	0	0	0	0	0	0	0	2.5
03/26/2016	SA	@	OKC	.L	-	24	1		12	1	2	.500	0	0	---	0	0	---	0	0	0	1	1	0	0	1	0	2	2.5
03/28/2016	SA	@	MEM	W.	-	25	1		9	2	4	.500	1	3	.333	0	0	---	0	1	1	0							

# BORIS DIAW



## DIAW BIO



# 33

**FORWARD**

**6-8 | 250**

**13TH SEASON**

**FRANCE**

**4/16/1982**

**HOW ACQUIRED:** Signed by the Spurs on 3/23/12.

**2015-16:** Appeared in 76 games, including four starts, averaging 6.4 points, 3.1 rebounds and 2.3 assists in 18.0 minutes ... shot .527 (202-383) from the field, .362 (25-69) from three-point range and .737 (56-76) from the foul line ... scored in double figures in 18 games, including one game with 20-or-more ... pulled down 5-plus rebounds 13 times and handed out 5-or-more assists on eight occasions ... led the team in assists six times ... registered a season-high 20 points (8-13 FG, 2-2 3FG, 2-2 FT) to go along with a season-best 8 rebounds, 2 assists and 2 steals in 25 minutes vs. Houston on 1/2 ... tallied 16 points (6-11 FG, 1-2 3FG, 3-5 FT), 3 rebounds and 4 assists in 25 minutes vs. Boston on 12/5 ... finished with 16 points (6-10 FG, 2-2 3FG, 2-3 FT) and with 3 rebounds in 25 minutes vs. Denver on 12/26 ... netted 8 points (3-4 FG, 2-2 FT), 3 rebounds and a season-high 7 assists in 23 minutes at Sacramento on 2/24 ... registered 14 points (6-7 FG, 2-2 FT), 8 rebounds and 2 assists in a season-high 35 minutes vs. Golden State on 3/19 ... produced 11 points, 6 assists, 3 rebounds, 2 steals and 2 blocks in 30 minutes vs. Sacramento on 3/5 ... produced 14 points (7-9 FG) and a season-high tying 8 rebounds in 25 minutes vs. Indiana on 12/21 ... recorded 16 points, 3 rebounds and 3 assists in 16 minutes vs. Dallas on 1/17 ... tallied 9 points, 6 assists, a season-high 3 blocks and 2 steals in 20 minutes at Oklahoma City on 10/28 ... notched 12 points (5-8 FG, 2-2 FT), 8 rebounds and 3 assists in 22 minutes vs. Portland on 11/16 ... missed five games with soreness, right adductor (4/15-4/12) ... sat out one game due to rest (3/25).

**CAREER NOTES:** In his 13th NBA season, his fifth with the Spurs ... San Antonio is his fourth NBA team ... has also spent time with the Hawks, Suns and Bobcats ... won the 2006 Most Improved Player Award after averaging 13.3 points, 6.9 rebounds and 6.2 assists in 35.5 minutes over 81 games in his first season with the Suns ... has appeared in 991 career games, averaging 8.9 points, 4.5 rebounds and 3.5 assists in 27.7 minutes ... has posted six triple-doubles during his career ... has seen action in 99 playoff games, averaging 10.0 points, 4.8 rebounds and 3.4 assists in 28.1 minutes ... member of the French National Team since 2003 ... led France to a third place finish at the 2014 FIBA World Cup, averaging 9.2 points, 4.6 rebounds and 4.0 assists in 25.0 minutes in nine games ... helped guide France to its first ever gold medal at the 2013 European Championship, averaging 10.4 points, 4.6 rebounds and 3.4 assists in 28.3 minutes ... led France to a second place finish in the 2011 European Championship, earning a spot in the 2012 Olympics ... averaged 7.7 points, 6.0 rebounds and 4.3 assists 28.8 minutes in six games at the 2012 Olympics in London ... has also represented France at the 2003, 2005, 2007 and 2009 and 2015 European Championships, as well as the 2006 and 2010 World Championships ... began his professional career in France playing for Pau Orthez from 2000-03.

### NBA Playoff Statistics

Year	TEAM	G	MINS	FGM-FGA	PCT	FG3-FG3A	PCT	FTM-FTA	FT%	OFF-DEF-TOT	R/G	AST	A/G	PF	DQ	STL	BLK	PTS	AVG
05-06	PHX	20	796	152-289	.526	3-7	.429	67-88	.761	39-94-133	6.7	104	5.2	64	0	18	22	374	18.7
06-07	PHX	10	235	28-59	.475	0-6	.000	10-15	.667	13-19-32	3.2	30	3.0	18	0	7	2	66	6.6
07-08	PHX	5	178	35-64	.547	0-7	.000	3-6	.500	7-21-28	5.6	23	4.6	22	1	3	4	73	14.6
09-10	CHA	4	152	14-28	.500	1-9	.111	1-2	.500	7-13-20	5.0	16	4.0	11	0	1	3	30	7.5
11-12	SA	14	346	36-70	.514	6-8	.750	9-18	.500	28-45-73	5.2	35	2.5	29	0	11	4	87	6.2
12-13	SA	16	273	24-54	.444	5-13	.385	12-14	.857	8-32-40	2.5	28	1.8	28	0	4	3	65	4.1
13-14	SA	23	604	80-160	.500	18-45	.400	33-48	.688	25-86-111	4.8	78	3.4	44	0	14	3	211	9.2
14-15	SA	7	198	34-71	.479	4-18	.222	9-13	.692	13-30-43	6.1	25	3.6	24	0	5	3	81	11.6
TOTALS		99	2782	403-795	.507	40-123	.325	141-194	.727	140-340-480	4.8	339	3.4	216	1	63	44	987	10.0





# BORIS DIAW GAME-BY-GAME


Boris Diaw / San Antonio Spurs

DATE	TM	@	OPP	WL	O	P	G	GS	MIN	FG	FGA	FG%	FG3	FG3A	FG3%	FT	FTA	FT%	OREB	DREB	REB	AST	PF	DQ	STL	TO	BLK	PTS	PPG
10/28/2015	SA	@	OKC	.L	--	1	0	20	4	5	.800	1	1	1.000	0	0	---	0	0	0	6	1	0	2	1	3	9	9.0	
10/30/2015	SA	v	BRK	W.	--	2	0	19	3	5	.600	1	1	1.000	0	0	---	0	3	3	3	2	0	1	2	0	7	8.0	
11/01/2015	SA	@	BOS	W.	--	3	0	24	4	8	.500	0	1	.000	2	3	.667	0	1	1	4	1	0	0	0	0	10	8.7	
11/02/2015	SA	@	NY	W.	--	4	0	20	2	6	.333	1	2	.500	1	2	.500	1	3	4	1	2	0	0	3	0	6	8.0	
11/04/2015	SA	@	WAS	.L	--	5	0	15	0	1	.000	0	1	.000	1	2	.500	0	1	1	3	0	0	0	0	0	1	6.6	
11/07/2015	SA	v	CHA	W.	--	6	0	16	2	3	.667	0	0	---	0	0	---	1	1	2	4	2	0	0	0	1	4	6.2	
11/09/2015	SA	v	SAC	W.	--	7	0	20	3	4	.750	0	1	.000	0	0	---	0	2	2	5	1	0	0	1	0	6	6.1	
11/11/2015	SA	@	POR	W.	--	8	0	18	3	6	.500	0	1	.000	0	0	---	2	3	5	4	2	0	0	1	0	6	6.1	
11/14/2015	SA	v	PHI	W.	--	9	0	16	0	4	.000	0	0	---	2	2	1.000	1	3	4	3	0	0	1	1	0	2	5.7	
11/16/2015	SA	v	POR	W.	--	10	0	22	5	8	.625	0	1	.000	2	2	1.000	2	6	8	3	1	0	1	0	1	12	6.3	
11/18/2015	SA	v	DEN	W.	--	11	0	20	1	5	.200	0	1	.000	0	0	---	0	2	2	1	3	0	1	1	0	2	5.9	
11/20/2015	SA	@	NO	.L	--	12	0	25	2	3	.667	1	1	1.000	0	0	---	1	3	4	4	1	0	0	1	0	5	5.8	
11/21/2015	SA	v	MEM	W.	--	13	0	12	1	4	.250	0	0	---	0	0	---	1	1	2	2	1	0	0	2	0	2	5.5	
11/23/2015	SA	v	PHO	W.	--	14	0	13	0	2	.000	0	0	---	0	0	---	1	1	2	0	2	0	0	2	0	0	5.1	
11/25/2015	SA	v	DAL	W.	--	15	0	10	0	1	.000	0	1	.000	0	0	---	2	1	3	1	1	0	0	0	0	0	4.8	
11/27/2015	SA	@	DEN	W.	--	16	0	23	3	5	.600	0	0	---	0	0	---	0	5	5	2	4	0	0	1	0	6	4.9	
11/28/2015	SA	v	ATL	W.	--	17	0	17	4	6	.667	1	1	1.000	0	0	---	0	2	2	3	2	0	1	1	0	9	5.1	
11/30/2015	SA	@	CHI	.L	--	18	0	18	2	5	.400	1	2	.500	0	0	---	1	5	6	0	1	0	0	1	0	5	5.1	
12/02/2015	SA	v	MIL	W.	--	19	0	25	5	9	.556	1	1	1.000	0	2	.000	3	4	7	3	1	0	0	2	0	11	5.4	
12/03/2015	SA	@	MEM	W.	--	20	0	14	1	4	.250	0	0	---	0	0	---	0	3	3	0	0	0	0	1	0	2	5.3	
12/05/2015	SA	v	BOS	W.	--	21	0	25	6	11	.545	1	2	.500	3	5	.600	2	1	3	4	0	0	0	2	0	16	5.8	
12/07/2015	SA	@	PHI	W.	--	22	0	16	3	3	1.000	1	1	1.000	0	0	---	1	2	3	5	0	0	0	2	0	7	5.8	
12/09/2015	SA	@	TOR	.L	--	23	0	18	3	5	.600	0	2	.000	3	3	1.000	1	1	2	0	2	0	0	2	0	9	6.0	
12/11/2015	SA	v	LAL	W.	--	24	0	25	3	6	.500	1	1	1.000	1	2	.500	1	3	4	1	2	0	1	2	1	8	6.0	
12/12/2015	SA	@	ATL	W.	--	25	0	14	0	4	.000	0	2	.000	0	0	---	1	1	2	2	1	0	0	0	0	0	5.8	
12/14/2015	SA	v	UTA	W.	--	26	0	20	2	3	.667	0	0	---	0	0	---	0	2	2	1	0	0	0	0	1	4	5.7	
12/16/2015	SA	v	WAS	W.	--	27	0	21	3	5	.600	0	1	.000	0	0	---	0	5	5	1	1	0	1	1	1	6	5.7	
12/18/2015	SA	v	LAC	W.	--	28	0	19	1	3	.333	0	1	.000	1	1	1.000	1	3	4	5	4	0	1	2	0	3	5.6	
12/21/2015	SA	v	IND	W.	--	29	0	25	7	9	.778	0	1	.000	0	0	---	2	6	8	1	1	0	0	4	0	14	5.9	
12/23/2015	SA	@	MIN	W.	--	30	0	16	3	5	.600	0	1	.000	0	0	---	0	3	3	2	3	0	0	1	0	6	5.9	
12/25/2015	SA	@	HOU	.L	--	31	0	16	5	11	.455	0	2	.000	0	0	---	0	0	0	2	2	0	1	2	0	10	6.1	
12/26/2015	SA	v	DEN	W.	--	32	0	25	6	10	.600	2	2	1.000	2	3	.667	2	1	3	0	0	0	1	2	0	16	6.4	
12/28/2015	SA	v	MIN	W.	--	33	0	26	2	2	1.000	0	0	---	0	0	---	1	1	2	4	2	0	0	3	1	4	6.3	
12/30/2015	SA	v	PHO	W.	--	34	0	20	5	7	.714	0	1	.000	3	5	.600	1	3	4	2	1	0	1	4	0	13	6.5	
01/02/2016	SA	v	HOU	W.	--	35	0	25	8	13	.615	2	2	1.000	2	2	1.000	3	5	8	2	3	0	2	1	0	20	6.9	
01/04/2016	SA	@	MIL	W.	--	36	0	19	6	8	.750	0	1	.000	2	2	1.000	1	3	4	2	2	0	1	1	0	14	7.1	
01/06/2016	SA	v	UTA	W.	--	37	0	16	1	2	.500	0	1	.000	0	0	---	0	1	1	6	0	0	0	1	0	2	6.9	
01/08/2016	SA	v	NY	W.	--	38	0	18	3	6	.500	0	0	---	2	2	1.000	0	4	4	1	1	0	0	0	0	8	7.0	
01/11/2016	SA	@	BRK	W.	--	39	0	18	4	7	.571	1	1	1.000	2	4	.500	1	2	3	4	1	0	1	0	0	11	7.1	
01/12/2016	SA	@	DET	W.	--	40	0	26	4	8	.500	0	1	.000	4	4	1.000	1	2	3	3	2	0	0	3	0	12	7.2	
01/14/2016	SA	v	CLE	W.	--	41	0	10	1	2	.500	0	0	---	0	0	---	1	1	2	0	0	0	0	2	1	2	7.1	
01/17/2016	SA	v	DAL	W.	--	42	0	16	6	11	.545	2	5	.400	2	2	1.000	1	2	3	3	3	0	1	1	0	16	7.3	
01/21/2016	SA	@	PHO	W.	--	43	0	19	2	5	.400	1	1	1.000	0	0	---	0	4	4	4	0	0	0	1	2	5	7.2	
01/22/2016	SA	@	LAL	W.	--	44	0	21	1	3	.333	0	0	---	2	2	1.000	1	2	3	4	3	0	0	0	0	4	7.2	
01/25/2016	SA	@	GS	.L	--	45	0	18	1	2	.500	0	1	.000	3	3	1.000	0	0	0	1	0	0	0	2	0	5	7.1	
01/27/2016	SA	v	HOU	W.	--	46	0	19	0	3	.000	0	2	.000	0	0	---	0	2	2	3	5	0	1	0	0	0	7.0	
01/30/2016	SA	@	CLE	.L	--	47	0	16	3	5	.600	0	0	---	1	1	1.000	1	3	4	1	0	0	0	0	0	7	7.0	
02/01/2016	SA	v	ORL	W.	--	48	1	17	1	1	1.000	0	0	---	0	0	---	2	4	6	2	0	0	1	0	0	2	6.9	
02/03/2016	SA	v	NO	W.	--	49	1	8	0	2	.000	0	0	---	0	0	---	0	2	2	2	0	0	0	0	0	0	6.7	
02/05/2016	SA	@	DAL	W.	--	50	1	19	2	4	.500	1	1	1.000	0	0	---	1	4	5	4	3	0	0	0	0	5	6.7	
02/06/2016	SA	v	LAL	W.	--	51	1	23	1	3	.333	1	1	1.000	1	2	.500	0	1	1	3	1	0	0	0	1	4	6.6	
02/09/2016	SA	@	MIA	W.	--	52	1	25	4	8	.500	1	2	.500	0	2	.000	2	3	5	2	4	0	0	2	0	9	6.7	
02/10/2016	SA	@	ORL	W.	--	53	1	18	2	7	.286	0	1	.000	0	0	---	0	3	3	2	0	0	0	1	0	4	6.6	
02/18/2016	SA	@	LAC	.L	--	54	1	11	2	5	.400	1	1	1.000	0	0	---	1	1	2	1	0	0	1	1	0	5	6.6	
02/19/2016	SA	@	LAL	W.	--	55	1	19	5	7	.714	0	0	---	0	0	---	1	2	3	2	2	0	0	3	0	10	6.7	
02/21/2016	SA	@	PHO	W.	--	56	1	23	4	6	.667	1	1	1.000	0	0	---	0	3	3	4	1	0	0	2	2	9	6.7	
02/24/2016	SA	@	SAC	W.	--	57	1	23	3	4	.750	0	0	---	2	2	1.000	0	3	3	7	1	0	0	2	1	8	6.7	
02/25/2016	SA	@	UTA	W.	--	58	1	10	1	3	.333	0	1	.000	0	0	---	1	2	3	0	0	0	0	0	0	2	6.6	
02/27/2016	SA	@	HOU	W.	--	59	1	10	1	1	1.000	0	0	---	1	2	.500	0	1	1	2	0	0	0	1	0	3	6.6	
03/02/2016	SA	v	DET	W.	--	60	1	14	2	4	.500	1	1	1.000	0	0	---	0	1	1	0	1	0	0	0	0	5	6.6	
03/03/2016	SA	@	NO	W.	--	61	1	6	0	3	.000	0	0	---	0	0	---	0	0	0	1	0	0	0	0	0	0	6.4	
03/05/2016	SA	v	SAC	W.	--	62	2	30	5	9	.556	1	3	.															

# TIM DUNCAN



## DUNCAN BIO



# 21

**FORWARD**

**6-11 | 250**

**19TH SEASON**

**WAKE FOREST**

**4/25/1976**

**HOW ACQUIRED:** First round pick in 1997 NBA Draft, first overall selection

**2015-16:** Appeared in 61 games, averaging 8.6 points, 7.3 rebounds, 2.7 assists and 1.28 blocks in 25.2 minutes ... shot .488 (215-441) from the field and .702 (92-131) from the foul line ... scored in double figures in 25 games, including one game with 20-or-more ... registered 11 double-doubles and 17 games with 10-plus rebounds ... led the team in rebounding 21 times and in blocks on 28 occasions ... recorded his 1,000th career win at Utah on 4/5 to become just the third player in NBA history (Kareem Abdul-Jabbar and Robert Parish) to amass 1,000 career wins and the only player to do so with one team ... with his 954th career victory at New York on 11/2, passed John Stockton to become the NBA's all-time leader for wins with one team ... set the record with teammates Tony Parker and Manu Ginobili for all-time most regular season wins by a trio in NBA history (541) at Boston on 11/1 ... moved into fifth place in NBA history and passed David Robinson as the all-time franchise leader in blocks when he recorded his 2,955th rejection vs. Portland on 11/16 ... pulled down his 15,000th career rebound vs. Chicago on 3/10 ... recorded his 3,000th career block and grabbed his 14,969th career rebound passing Karl Malone for sixth all-time at Houston on 2/27 ... one of just five players in NBA history to record 3,000 blocks ... tallied a season-high 21 points (9-15 FG, 3-6 FT), 7 rebounds and 2 assists in 34 minutes at Denver on 4/8 ... registered a double-double with 16 points, 10 rebounds and a team-high 6 assists in 35 minutes at New York on 11/2 ... netted 18 points (8-13 FG, 2-2 FT) to go along with 8 rebounds and 6 assists in 26 minutes vs. Utah on 1/6 ... posted 12 points, 11 rebounds, 6 assists and 6 blocks in 28 minutes vs. Denver on 11/18 ... tallied 10 points, a season-best 18 rebounds, 4 assists and 2 blocks in 28 minutes vs. Atlanta on 11/28 ... totalled a team-high 16 points (7-11 FG, 2-2 FT) and 10 rebounds in 20 minutes vs. Milwaukee on 12/2 ... registered 14 points (7-12 FG), 10 rebounds, 4 assists and 2 steals in 27 minutes at Milwaukee on 1/4 ... produced 14 points, 9 rebounds, 3 assists, a season-high tying 4 steals and 2 blocks in 30 minutes at Detroit on 1/12 ... totalled 12 points, a team-high 13 rebounds and 3 blocks in 28 minutes at LA Lakers on 2/19 ... registered his 10th double-double of the season with 14 points (7-11 FG) to go along with 11 rebounds and 2 assists in 32 minutes at Utah on 2/25 ... passed Gary Payton for 10th on the NBA's all-time minutes played list while tallying 16 points, 10 rebounds, 2 assists, 2 steals and a game-high 4 blocks in 31 minutes at Charlotte on 3/21 ... produced 12 points (6-8 FG), 8 rebounds and a season-high 7 assists in 31 minutes vs. Memphis on 3/25 ... missed 10 games due to soreness, right knee (12/28-12/30 and 1/25-2/9) ... sat out 11 games due to rest (11/27, 12/7, 12/16, 12/26 1/21, 3/5, 3/8, 3/26, 3/28, 4/10 and 4/13).

**CAREER NOTES:** The NBA's MVP in 2002 and 2003 (one of 12 players in NBA history to win multiple MVP Awards) ... named the NBA Finals MVP in 1999, 2003 and 2005 ... just the second player in history to earn Finals MVP honors in each of their first three trips to the Finals (joining Michael Jordan who was six-for-six in capturing the Finals MVP award) ... one of just four players to be named Finals MVP three-or-more times: Jordan (six times), Magic Johnson (three) and Shaquille O'Neal (three) ... the first player in NBA history to be named to both an All-NBA Team and an All-Defensive Team in each of his first 13 seasons (David Robinson held the previous record being named in each of his first seven seasons) ... has been named to the All-NBA First Team 10 times, the All-NBA Second Team three times (2006, 2008 and 2009) and the All-NBA Third Team twice (2010, 2015) ... the fifth player in league history to earn All-NBA First Team honors in each of his first

eight seasons joining Elgin Baylor (first 10 seasons), Bob Pettit (10), Larry Bird (9) and Oscar Robertson (9) ... is one of only five players with 15-or-more All-NBA selections (Kareem Abdul-Jabbar (15), Kobe Bryant (15), Karl Malone (14) and Shaquille O'Neal (14)) ... has earned All-Defensive First Team honors eight times and Second Team honors seven times (1998, 2004, 2006, 2009, 2010, 2013 and 2015) ... is the only player in NBA history with 15 All-Defensive Team selections ... has appeared on the NBA's All-NBA Team and All-Defensive Team in the same season an NBA-record 15 times ... the 1998 Rookie of the Year ... named the 2014-15 Twyman-Stokes Teammate of the Year ... one of three players in NBA history (Kareem Abdul-Jabbar and Robert Parish) to record 1,000 career wins ... is the NBA's all-time leader for wins with one team ... one of just four players in NBA history to play in over 1,250 games with only one team (John Stockton (1,504) - Jazz, Reggie Miller (1,389) - Pacers, John Havlicek (1,270) - Celtics) ... named the NBA Player of the Week 23 times and the Player of the Month four times ... among active players in regular season games ranks first in blocked shots (3,020) and rebounds (15,091), second in games played (1,392), third in minutes played (47,368) and fourth in points (26,496) ... one of just two players in NBA history to amass over 25,000 points, 14,000 rebounds and 2,500 blocks (Kareem Abdul-Jabbar) ... in 1,392 career games has scored in double figures 1,256 times and has posted 841 double-doubles ... has 22 regular season 20-20 games and four triple-doubles ... among Spurs all-time regular season leaders ranks first in games played (1,392), points (26,496) field goals made (10,285) and attempted (20,334), rebounds (15,091) and blocks (3,020), third in assists (4,225) and fourth in steals (1,025) ... has scored in double figures in 231 of 241 career playoff games ... all-time leader with 164 postseason double-doubles ... in the postseason has 10 20-20 games and four triple-doubles ... among all-time leaders in career playoff action ranks first in games played (241), minutes (9,152) and blocks (555) ... ranks third all-time in rebounds (2,811) and fifth in points (5,113) ... is the only player in NBA playoff history to have over 4,500 points, 2,500 rebounds and 500 blocks ... holds the record for the most blocks in an NBA Finals series (with 32 in 2003) and tied the record for most blocks in a single Finals non-overtime game (with 8 vs. New Jersey on 6/15/03) ... has re-signed with the Spurs six times (8/2/00, 7/16/03, 11/2/07, 7/11/12, 7/9/15) ... in his NBA career has appeared in 1,331 regular season games, averaging 19.5 points, 11.0 rebounds, 3.1 assists and 2.21 blocks in 34.4 minutes ... has appeared in 241 playoff games, averaging 21.2 points, 11.7 rebounds, 3.1 assists and 2.30 blocks in 38.0 minutes ... played for Team USA in the 1999 Americas Qualifying Tournament ... was selected to play in the 2000 Olympics but had to withdraw due to a knee injury ... named to the All Tournament Team for the 2003 FIBA Americas Men's Qualifying Tournament after leading the U.S. Team to the gold medal ... appeared in nine games and averaged 15.6 points, 8.0 rebounds and 1.56 blocks (leading Team USA in all three categories) ... named the 2003 USA Basketball Male Athlete of the Year ... the starting center for the U.S. team in the 2004 Olympics ... averaged 12.9 points, 9.1 rebounds and 1.25 blocks in 26.0 minutes in eight games as the United States won the bronze ... ranked 18th in scoring, third in rebounds and third in blocks.

### NBA Playoff Statistics

Year	TEAM	G	MINS	FGM-FGA	PCT	FTM-FTA	FT%	FG3-FG3A	PCT	OFF-DEF-TOT	R/G	AST	A/G	PF	DQ	STL	BLK	PTS	AVG
97-98	SA	9	374	73-140	.521	40-60	.667	0-1	.000	20-61-81	9.0	17	1.9	24	1	5	23	186	20.7
98-99	SA	17	733	144-282	.511	107-143	.748	0-3	.000	55-140-195	11.5	48	2.8	50	1	13	45	395	23.2
00-01	SA	13	526	120-246	.488	76-119	.639	1-1	1.000	54-134-188	14.5	49	3.8	43	0	14	35	317	24.4
01-02	SA	9	380	82-181	.453	83-101	.822	1-3	.333	28-102-130	14.4	45	5.0	22	0	6	39	248	27.6
02-03	SA	24	1021	218-412	.529	157-232	.677	0-7	.000	96-273-369	15.4	127	5.3	78	0	15	79	593	24.7
03-04	SA	10	405	83-159	.522	55-87	.632	0-1	.000	33-80-113	11.3	32	3.2	34	0	8	20	221	22.1
04-05	SA	23	869	197-425	.464	147-205	.717	1-5	.200	87-199-286	12.4	63	2.7	66	1	8	52	542	23.6
05-06	SA	13	493	121-211	.573	94-131	.718	0-2	.000	33-104-137	10.5	43	3.3	50	1	11	25	336	25.8
06-07	SA	20	736	174-334	.521	96-149	.644	0-0	---	73-156-229	11.5	65	3.3	59	0	13	62	444	22.2
07-08	SA	17	666	135-301	.449	72-115	.626	1-5	.200	61-186-247	14.5	56	3.3	41	0	15	35	343	20.2
08-09	SA	5	164	41-77	.532	17-28	.607	0-0	---	12-28-40	8.0	16	3.2	11	0	3	6	99	19.8
09-10	SA	10	373	78-150	.520	33-69	.478	1-2	.500	30-69-99	9.9	26	2.6	27	0	8	17	190	19.0
10-11	SA	6	212	33-69	.478	10-16	.625	0-0	---	16-47-63	10.5	16	2.7	17	1	3	15	76	12.7
11-12	SA	14	463	101-204	.495	41-58	.707	0-1	.000	32-99-131	9.4	39	2.8	30	0	10	29	243	17.4
12-13	SA	21	735	151-321	.470	79-98	.806	0-1	.000	54-160-214	10.2	40	1.9	53	0	18	34	381	18.1
13-14	SA	23	752	149-285	.523	76-100	.760	0-2	.000	65-146-211	9.2	45	2.0	52	0	7	29	374	16.3
14-15	SA	7	250	53-90	.589	19-34	.559	0-1	.000	19-59-78	11.1	23	3.3	26	1	9	10	125	17.9
TOTALS		241	9152	1953-3887	.502	1202-1745	.689	5-35	.143	768-2043-2811	11.7	750	3.1	683	6	166	555	5113	21.2



# TIM DUNCAN GAME-BY-GAME

Tim Duncan / San Antonio Spurs

DATE	TM	@	OPP	WL	O	P	G	GS	MIN	FG	FGA	FG%	FG3	FG3A	FG3%	FT	FTA	FT%	OREB	DREB	REB	AST	PF	DQ	STL	TO	BLK	PTS	PPG	
10/28/2015	SA	@	OKC	.L	-	C	1	1	26	3	8	.375	0	0	---	2	2	1.000	3	3	6	0	2	0	2	1	3	8	8.0	
10/30/2015	SA	v	BRK	W.	-	C	2	2	29	4	7	.571	0	0	---	7	7	1.000	0	8	8	1	2	0	0	2	0	15	11.5	
11/01/2015	SA	@	BOS	W.	-	C	3	3	29	3	9	.333	0	1	.000	1	2	.500	1	8	9	5	4	0	0	4	1	7	10.0	
11/02/2015	SA	@	NY	W.	-	C	4	4	35	6	10	.600	0	0	---	4	6	.667	1	9	10	6	4	0	1	1	2	16	11.5	
11/04/2015	SA	@	WAS	.L	-	C	5	5	27	3	5	.600	0	0	---	2	2	1.000	2	9	11	5	4	0	0	4	0	8	10.8	
11/07/2015	SA	v	CHA	W.	-	C	6	6	24	4	5	.800	0	0	---	3	4	.750	1	7	8	2	2	0	0	3	0	11	10.8	
11/09/2015	SA	@	SAC	W.	-	F	7	7	23	4	8	.500	0	0	---	3	4	.750	4	10	14	2	3	0	0	2	0	11	10.9	
11/11/2015	SA	@	POR	W.	-	C	8	8	21	5	7	.714	0	0	---	2	3	.667	0	6	6	2	3	0	1	1	2	12	11.0	
11/14/2015	SA	v	PHI	W.	-	C	9	9	27	7	12	.583	0	0	---	1	3	.333	1	3	4	2	2	0	1	1	4	15	11.4	
11/16/2015	SA	v	POR	W.	-	C	10	10	29	4	8	.500	0	0	---	2	3	.667	4	5	9	2	0	0	0	2	2	10	11.3	
11/18/2015	SA	v	DEN	W.	-	C	11	11	28	5	8	.625	0	0	---	2	2	1.000	5	6	11	6	3	0	1	2	6	12	11.4	
11/20/2015	SA	@	NO	.L	-	C	12	12	19	2	6	.333	0	0	---	2	2	1.000	0	0	0	2	2	0	1	0	1	6	10.9	
11/21/2015	SA	v	MEM	W.	-	C	13	13	36	5	8	.625	0	0	---	0	0	---	2	8	10	4	5	0	4	3	2	10	10.8	
11/23/2015	SA	v	PHO	W.	-	C	14	14	32	2	6	.333	0	0	---	3	4	.750	3	5	8	1	3	0	2	2	1	7	10.6	
11/25/2015	SA	v	DAL	W.	-	C	15	15	28	1	4	.250	0	0	---	0	0	---	1	8	9	4	2	0	0	2	2	2	10	10.0
11/27/2015	SA	@	DEN	W.	-	INA																								
11/28/2015	SA	v	ATL	W.	-	C	16	16	28	5	9	.556	0	0	---	0	0	---	5	13	18	4	3	0	1	1	2	10	10.0	
11/30/2015	SA	@	CHI	.L	-	C	17	17	30	3	7	.429	0	0	---	0	0	---	4	8	12	3	3	0	0	2	1	6	9.8	
12/02/2015	SA	v	MIL	W.	-	C	18	18	20	7	11	.636	0	0	---	2	2	1.000	3	7	10	1	1	0	1	2	0	16	10.1	
12/03/2015	SA	@	MEM	W.	-	C	19	19	31	3	6	.500	0	0	---	0	0	---	1	9	10	5	3	0	1	1	3	6	9.9	
12/05/2015	SA	v	BOS	W.	-	C	20	20	24	3	5	.600	0	0	---	0	0	---	1	4	5	4	1	0	0	1	1	6	9.7	
12/07/2015	SA	@	PHI	W.	-	INA																								
12/09/2015	SA	@	TOR	.L	-	C	21	21	20	4	8	.500	0	0	---	0	0	---	2	0	2	2	1	0	0	1	0	8	9.6	
12/11/2015	SA	v	LAL	W.	-	C	22	22	20	2	5	.400	0	0	---	1	4	.250	0	4	4	2	0	0	1	2	1	5	9.4	
12/12/2015	SA	@	ATL	W.	-	C	23	23	31	2	6	.333	0	0	---	0	0	---	0	10	10	4	2	0	1	4	0	4	9.2	
12/14/2015	SA	v	UTA	W.	-	C	24	24	18	2	2	1.000	0	0	---	1	1	1.000	1	4	5	1	2	0	0	2	0	5	9.0	
12/16/2015	SA	v	WAS	W.	-	INA																								
12/18/2015	SA	v	LAC	W.	-	C	25	25	29	5	8	.625	0	0	---	4	6	.667	3	2	5	4	2	0	1	2	0	14	9.2	
12/21/2015	SA	v	IND	W.	-	C	26	26	23	3	6	.500	0	0	---	1	1	1.000	1	4	5	3	3	0	2	1	2	7	9.1	
12/23/2015	SA	@	MIN	W.	-	C	27	27	24	1	6	.167	0	0	---	0	0	---	2	3	5	5	2	0	1	2	4	2	8.9	
12/25/2015	SA	@	HOU	.L	-	C	28	28	32	5	10	.500	0	0	---	3	4	.750	2	9	11	3	4	0	0	3	0	13	9.0	
12/26/2015	SA	v	DEN	W.	-	INA																								
12/28/2015	SA	v	MIN	W.	-	INA																								
12/30/2015	SA	v	PHO	W.	-	INA																								
01/02/2016	SA	v	HOU	W.	-	C	29	29	14	0	3	.000	0	0	---	0	0	---	0	4	4	2	1	0	0	1	0	0	8.7	
01/04/2016	SA	@	MIL	W.	-	C	30	30	27	7	11	.636	0	0	---	0	1	.000	2	8	10	4	5	0	2	1	1	14	8.9	
01/06/2016	SA	v	UTA	W.	-	F	31	31	26	8	13	.615	0	0	---	2	2	1.000	2	6	8	6	3	0	1	0	0	18	9.2	
01/08/2016	SA	v	NY	W.	-	C	32	32	21	3	5	.600	0	0	---	1	2	.500	1	4	5	1	1	0	1	2	0	7	9.1	
01/11/2016	SA	@	BRK	W.	-	C	33	33	22	4	7	.571	0	0	---	0	0	---	1	3	4	2	2	0	1	1	2	8	9.1	
01/12/2016	SA	@	DET	W.	-	C	34	34	30	5	8	.625	0	0	---	4	5	.800	2	7	9	3	3	0	4	2	2	14	9.2	
01/14/2016	SA	v	CLE	W.	-	C	35	35	33	4	10	.400	0	1	.000	1	2	.500	2	4	6	3	3	0	1	1	2	9	9.2	
01/17/2016	SA	v	DAL	W.	-	C	36	36	21	0	4	.000	0	0	---	2	2	1.000	0	5	5	1	2	0	0	0	1	2	9.0	
01/21/2016	SA	@	PHO	W.	-	INA																								
01/22/2016	SA	@	LAL	W.	-	C	37	37	21	1	5	.200	0	0	---	2	2	1.000	1	2	3	3	0	0	1	1	1	4	8.9	
01/25/2016	SA	@	GS	.L	-	INA																								
01/27/2016	SA	v	HOU	W.	-	INA																								
01/30/2016	SA	@	CLE	.L	-	INA																								
02/01/2016	SA	v	ORL	W.	-	INA																								
02/03/2016	SA	v	NO	W.	-	INA																								
02/05/2016	SA	@	DAL	W.	-	INA																								
02/06/2016	SA	v	LAL	W.	-	INA																								
02/09/2016	SA	@	MIA	W.	-	DNP																								
02/10/2016	SA	@	ORL	W.	-	C	38	38	18	2	9	.222	0	0	---	1	1	1.000	2	5	7	5	1	0	0	1	3	5	8.8	
02/18/2016	SA	@	LAC	.L	-	C	39	39	20	1	6	.167	0	0	---	0	0	---	0	6	6	1	2	0	1	3	0	2	8.6	
02/19/2016	SA	@	LAL	W.	-	F	40	40	28	4	9	.444	0	0	---	4	5	.800	5	8	13	1	1	0	0	0	3	12	8.7	
02/21/2016	SA	@	PHO	W.	-	C	41	41	17	1	5	.200	0	0	---	4	6	.667	0	3	3	2	2	0	1	0	1	6	8.6	
02/24/2016	SA	@	SAC	W.	-	C	42	42	12	0	2	.000	0	0	---	0	0	---	0	2	2	0	2	0	0	0	0	0	8.4	
02/25/2016	SA	@	UTA	W.	-	C	43	43	32	7	11	.636	0	0	---	0	0	---	3	8	11	2	3	0	1	3	1	14	8.5	
02/27/2016	SA	@	HOU	W.	-	C	44	44	25	3	7	.429	0	0	---	0	0	---	1	5	6	6	4	0	0	2	1	6	8.5	
03/02/2016	SA	v	DET	W.	-	C	45	45	20	6	9	.667	0	0	---	0	1	.000	3	5	8	1	1	0	1	1	0	12	8.6	
03/03/2016	SA	@	NO	W.	-	C	46	46	22	2	6	.333	0	0	---	3	4	.750	2	3	5	2	1	0	0	1	2	7	8.5	
03/05/2016	SA	v	SAC	W.	-	INA																								
03/07/2016	SA	@	IND	.L	-	C	47	47	28	3	9	.333	0	0	---	3	3	1.000	6	8	14	4	3	0	1	3	2	9	8.5	
03/08/2016	SA	@	MIN	W.	-	INA																								
03/10/2016	SA	v	CHI	W.	-	C	48	48	28	3	7	.429	0																	



# MANU GINOBILI



## GINOBILI BIO



**20**  
GUARD

6-6 | 205

14TH SEASON

ARGENTINA

7/28/1977

**HOW ACQUIRED:** Second round pick in 1999 NBA Draft, 57th overall selection

**2015-16:** Appeared in 58 games, averaging 9.6 points, 3.1 assists, 2.5 rebounds and 1.14 steals in 19.6 minutes ... shot .453 (197-435) from the field, .391 (70-179) from three-point range and .813 (91-112) from the foul line ... scored in double figures 26 times, including three games with 20-or-more ... led the team in scoring three times, in assists on eight occasions and in steals 15 times ... handed out five-or-more assists in 10 games ... had 2-plus steals 16 times ... became the second player in NBA history to play 900 games with the team that drafted him outside of first round since 1966 (Calvin Murphy), when he participated in his 900th professional contest vs. Cleveland on 1/14 ... set the record with teammates Tony Parker and Tim Duncan for all-time most regular season wins by a trio in NBA history (541) at Boston on 11/1 ... totaled a season-high 22 points (8-11 FG, 1-3 3FG, 5-5 FT) in 15 minutes vs. Sacramento on 3/5 after missing 12 games (surgical recovery) ... recorded 20 points (9-10 FG, 2-2 3FG) to go along with a season-best 5 steals, 4 rebounds, 4 assists and 2 blocks at Los Angeles Lakers on 1/22 ... finished with a game-high 20 points (7-10 FG, 5-6 3FG, 1-1 FT), 3 steals and 2 assists in 24 minutes vs. New Orleans on 3/30 ... tallied 13 points, 8 rebounds, 3 steals and 3 assists in 24 minutes at Boston on 11/1 ... totaled 15 points, 7 rebounds and 4 assists in 26 minutes vs. Boston on 12/5 ... registered 11 points, a season-high 8 assists and 3 rebounds in 18 minutes vs. Washington on 12/16 ... tallied 17 points (7-14 FG) with 4 rebounds and 3 assists in 23 minutes vs. Portland on 11/16 ... posted 17 points (5-7 FG, 3-3 3FG, 4-5 FT) and 3 rebounds in 19 minutes at Atlanta on 12/12 ... dished out a team-high 7 assists to go along with 11 points and 2 steals in 18 minutes at Oklahoma City on 10/28 ... recorded 17 points to go along with 4 rebounds, 3 assists and 2 steals in 25 minutes at Toronto on 12/9 ... contributed 16 points, 5 rebounds and 3 assists in 22 minutes vs. New York on 1/8 ... missed one game with an adductor strain (11/14) ... missed two games with bilateral hip tightness (11/18-11/20) ... missed 12 games due to surgical recovery (2-5-3/3) ... sat out nine games due to rest.

**CAREER NOTES:** Is in his 14th season in the NBA, all with the Spurs ... selected by San Antonio in the second round of the 1999 NBA Draft with 57th overall pick ... signed with the Spurs on 7/18/02 ... has resigned with San Antonio four times (7/15/04, 4/9/10, 7/11/13 and most recently on 7/12/15) ... he and Bill Bradley are the only two players to win an Olympic gold medal, an NBA Championship and a Euroleague Championship ... the NBA's Sixth Man of the Year in 2008 ... named to the All-NBA Third Team in 2008 and 2011 (first South American – and first sixth man – to earn All-NBA honors) ... a two-time NBA All-Star (2005 and 2011) ... named to the NBA All-Rookie Second Team in 2003 ... has appeared in 923 regular season games, averaging 14.0 points, 4.0 assists, 3.7 rebounds and 1.37 steals in 26.3 minutes per contest ... has seen action in 187 playoff games, averaging 15.2 points, 4.2 rebounds, 4.0 assists and 1.40 steals in 29.4 minutes ... the Spurs all-time leader in 3PT-FG made (1,272) and attempted (3,457) ... among Spurs all-time leaders ranks second in steals (1,267), fourth in games played (923) and FT made (3,184), fifth in points (12,950), assists (3,655) and rebounds (3,398) ... in Spurs playoff history ranks first in steals (261), 3PT-FG made (300) and attempted (826), third in games played (187), points (2,836), assists (747), rebounds (793) and FT made (774) ... among active NBA players in playoff action ranks second in 3PT-FG made (300), third in steals (261), fourth in games played (187), seventh in free throws made (774) and assists (747) ... received the 2010 Konex Award of Light, which is the highest honor given by the Konex Foundation, based on his professional basketball accomplishments over the past decade ... in 2004 was named Argentina's Athlete of the Decade by TyC Sports (Argentina's version of ESPN) ... a three-time winner of Clarin's Premio Consagracion de Oro award (2002, 2004 and 2005) ... the annual award recognizes Argentina's athlete of the year ... named Fox Sports Español's Latin American Basketball Player of the Year three times (2003, 2004 and 2005) ... made his pro debut in Argentina with Andino in 1995-96 ... played for Argentina's Estudiantes Bahia Blanca in 1996-97 and 1997-98 ... then moved to Italy ... spent two seasons – 1998-99 and 1999-2000 – with Basket Viola Reggio Calabria before joining Virtus Bologna for the 2000-01 season ... the 2001 Euroleague Finals MVP ... named the Italian League MVP in both 2000-01 and 2001-02 ... has been a member of the Argentinean National Team since 1998 ... named to the All-Tournament Team at the 2002 World Championship leading Argentina to a silver medal ... led Argentina to a second place finish in the 2003 FIBA Americas Men's Olympic Qualifying Tournament ... named the MVP of the 2004 Olympics after leading Argentina to the gold medal, averaging 19.3 points, 4.0 rebounds, 3.3 assists and 1.38 steals in 29.9 minutes in eight games ... named to the All-Tournament Team for the 2006 World Championship ... averaged 15.1 points, 2.6 rebounds, 2.3 assists and 1.67 steals in nine games as Argentina finished in fourth place ... in the 2008 Olympics averaged 17.7 points and 3.9 assists in seven games as Argentina captured the bronze medal ... guided Argentina to the 2011 FIBA Americas Championship and a spot in the 2012 Olympics ... averaged 15.8 points, 4.0 assists, 3.0 rebounds and 1.50 steals in 28.2 minutes ... recorded 26 points (10-14 FG, 6-8 3FG) in 26 minutes vs. Venezuela on 9/6 ... was named to the All-Tournament Team ... led Argentina to a fourth place finish at the 2012 Olympics in London, averaging 19.4 points, 5.4 rebounds, 4.1 assists and 1.6 steals in eight games.

### NBA PLAYOFF STATISTICS

Year	TEAM	G	MINS	FGM-FGA	PCT	FTM-FTA	FT%	FG3-FG3A	PCT	OFF-DEF-TOT	R/G	AST	A/G	PF	DQ	STL	BLK	PTS	AVG
12-13	SA	4	23	4-7	.571	0-0	---	0-0	---	2-3-5	1.3	0	0.0	4	0	0	0	8	2.0
02-03	SA	24	660	71-184	.386	56-74	.757	28-73	.384	29-63-92	3.8	70	2.9	62	1	41	9	226	9.4
03-04	SA	10	280	42-94	.447	36-44	.818	10-35	.286	15-38-53	5.3	31	3.1	30	0	17	1	130	13.0
04-05	SA	23	772	145-286	.507	147-185	.795	42-96	.438	19-114-133	5.8	97	4.2	69	0	28	6	479	20.8
05-06	SA	13	426	76-157	.484	73-87	.839	14-42	.333	9-50-59	4.5	39	3.0	43	1	19	7	239	18.4
06-07	SA	20	602	99-247	.401	97-116	.836	38-99	.384	16-93-109	5.5	74	3.7	61	0	33	4	333	16.6
07-08	SA	17	559	98-232	.422	69-77	.896	38-102	.373	14-50-64	3.8	67	3.9	47	0	10	5	303	17.8
09-10	SA	10	352	58-140	.414	58-67	.866	20-60	.333	4-33-37	3.7	60	6.0	30	0	26	2	194	19.4
10-11	SA	5	174	31-73	.443	32-41	.780	9-28	.321	2-18-20	4.0	21	4.2	13	0	13	3	103	20.6
11-12	SA	14	390	65-145	.448	48-56	.857	23-68	.338	8-47-49	3.5	56	4.0	36	0	10	4	201	14.4
12-13	SA	21	560	77-193	.399	59-80	.738	29-96	.302	9-69-78	3.7	105	5.0	52	0	24	6	242	11.5
13-14	SA	23	586	104-237	.439	81-94	.862	41-105	.390	9-66-75	3.3	95	4.1	60	0	36	2	330	14.3
14-15	SA	7	131	15-43	.349	18-23	.783	8-22	.364	4-20-24	3.4	32	4.6	19	1	4	6	56	8.0
TOTALS		187	5492	881-2028	.434	774-944	.820	300-826	.363	138-655-793	4.2	747	4.0	522	3	261	55	2836	15.2




# MANU GINOILI GAME-BY-GAME

Manu Ginobili / San Antonio Spurs																													
DATE	TM	@	OPP	WL	O	P	G	GS	MIN	FG	FGA	FG%	FG3	FG3A	FG3%	FT	FTA	FT%	OREB	DREB	REB	AST	PF	DQ	STL	TO	BLK	PTS	PPG
10/28/2015	SA	@	OKC	.L	-	-	1	0	19	5	8	.625	1	1	1.000	0	0	---	0	0	0	7	0	0	2	3	0	11	11.0
10/30/2015	SA	v	BRK	W.	-	-	2	0	22	5	12	.417	2	6	.333	0	0	---	0	5	5	4	0	0	1	1	1	12	11.5
11/01/2015	SA	@	BOS	W.	-	-	3	0	24	4	8	.500	2	4	.500	3	4	.750	1	7	8	3	2	0	3	3	0	13	12.0
11/02/2015	SA	@	NY	W.	-	-	4	0	17	3	5	.600	1	2	.500	0	0	---	0	0	0	3	0	0	0	2	0	7	10.8
11/04/2015	SA	@	WAS	.L	-	-	5	0	22	4	7	.571	2	4	.500	2	2	1.000	0	2	2	2	0	0	1	0	0	12	11.0
11/07/2015	SA	v	CHA	W.	-	-	6	0	18	5	9	.556	3	6	.500	0	0	---	0	3	3	3	2	0	3	1	0	13	11.3
11/09/2015	SA	@	SAC	W.	-	-	7	0	18	2	7	.286	0	4	.000	2	3	.667	1	2	3	5	1	0	2	3	0	6	10.6
11/11/2015	SA	@	POR	W.	-	-	8	0	22	6	12	.500	1	2	.500	1	1	1.000	4	1	5	3	3	0	0	0	0	14	11.0
11/14/2015	SA	v	PHI	W.	-	-	INA																						
11/16/2015	SA	v	POR	W.	-	-	9	0	23	7	14	.500	2	6	.333	1	1	1.000	0	4	4	3	2	0	0	0	1	17	11.7
11/18/2015	SA	v	DEN	W.	-	-	INA																						
11/20/2015	SA	@	NO	.L	-	-	INA																						
11/21/2015	SA	v	MEM	W.	-	-	10	0	23	6	11	.545	2	4	.500	1	2	.500	1	3	4	2	1	0	1	1	0	15	12.0
11/23/2015	SA	v	PHO	W.	-	-	11	0	19	3	8	.375	2	4	.500	0	0	---	1	3	4	2	1	0	1	3	0	8	11.6
11/25/2015	SA	v	DAL	W.	-	-	12	0	29	2	12	.167	0	6	.000	5	8	.625	0	5	5	3	2	0	1	4	0	9	11.4
11/27/2015	SA	@	DEN	W.	-	-	INA																						
11/28/2015	SA	v	ATL	W.	-	-	13	0	19	3	8	.375	0	4	.000	6	6	1.000	0	1	1	3	2	0	1	4	0	12	11.5
11/30/2015	SA	@	CHI	.L	-	-	14	0	18	1	4	.250	0	1	.000	2	2	1.000	0	1	1	2	1	0	1	1	0	4	10.9
12/02/2015	SA	v	MIL	W.	-	-	15	0	12	2	5	.400	1	2	.500	0	0	---	0	0	0	3	1	0	1	1	0	5	10.5
12/03/2015	SA	@	MEM	W.	-	-	16	0	22	4	7	.571	2	2	1.000	3	4	.750	0	3	3	4	2	0	1	3	0	13	10.7
12/05/2015	SA	v	BOS	W.	-	-	17	0	26	6	11	.545	1	5	.200	2	4	.500	1	6	7	4	1	0	0	1	0	15	10.9
12/07/2015	SA	@	PHI	W.	-	-	DNP																						
12/09/2015	SA	@	TOR	.L	-	-	18	0	25	5	11	.455	1	6	.167	6	8	.750	1	3	4	3	5	0	2	2	0	17	11.3
12/11/2015	SA	v	LAL	W.	-	-	19	0	5	1	2	.500	0	0	---	0	0	---	0	2	2	4	0	0	0	0	0	2	10.8
12/12/2015	SA	@	ATL	W.	-	-	20	0	19	5	7	.714	3	3	1.000	4	5	.800	1	2	3	1	1	0	0	4	0	17	11.1
12/14/2015	SA	v	UTA	W.	-	-	21	0	12	1	4	.250	0	2	.000	2	2	1.000	1	0	1	2	2	0	0	2	0	4	10.8
12/16/2015	SA	v	WAS	W.	-	-	22	0	18	4	7	.571	1	3	.333	2	2	1.000	0	3	3	8	3	0	1	3	0	11	10.8
12/18/2015	SA	v	LAC	W.	-	-	23	0	21	1	6	.167	1	2	.500	2	2	1.000	1	0	1	5	3	0	2	0	0	5	10.5
12/21/2015	SA	v	IND	W.	-	-	24	0	20	3	6	.500	1	2	.500	0	0	---	0	0	0	4	0	0	0	0	0	7	10.4
12/23/2015	SA	@	MIN	W.	-	-	25	0	16	2	5	.400	2	4	.500	2	2	1.000	0	2	2	4	2	0	0	2	0	8	10.3
12/25/2015	SA	@	HOU	.L	-	-	26	0	26	3	7	.429	1	3	.333	2	2	1.000	2	4	6	3	3	0	1	3	0	9	10.2
12/26/2015	SA	v	DEN	W.	-	-	INA																						
12/28/2015	SA	v	MIN	W.	-	-	27	0	24	5	11	.455	3	6	.500	0	0	---	1	4	5	4	1	0	0	2	0	13	10.3
12/30/2015	SA	v	PHO	W.	-	-	28	0	18	2	5	.400	0	0	---	1	2	.500	0	1	1	3	0	0	3	1	0	5	10.1
01/02/2016	SA	v	HOU	W.	-	-	29	0	16	2	5	.400	0	0	---	4	4	1.000	2	0	2	5	3	0	1	0	0	8	10.1
01/04/2016	SA	@	MIL	W.	-	-	30	0	22	3	8	.375	2	2	1.000	0	0	---	1	3	4	7	1	0	2	2	0	8	10.0
01/06/2016	SA	v	UTA	W.	-	-	31	0	23	6	10	.600	2	4	.500	0	0	---	0	2	2	5	3	0	1	4	0	14	10.1
01/08/2016	SA	v	NY	W.	-	-	32	0	22	6	12	.500	2	5	.400	2	2	1.000	1	4	5	3	2	0	0	0	1	16	10.3
01/11/2016	SA	@	BRK	W.	-	-	33	0	18	4	5	.800	1	1	1.000	0	0	---	0	1	1	5	1	0	2	2	0	9	10.3
01/12/2016	SA	@	DET	W.	-	-	34	0	27	5	12	.417	2	5	.400	3	4	.750	0	5	5	2	3	0	1	1	1	15	10.4
01/14/2016	SA	v	CLE	W.	-	-	35	0	26	4	12	.333	0	4	.000	2	2	1.000	0	3	1	3	0	1	1	1	1	10	10.4
01/17/2016	SA	v	DAL	W.	-	-	36	0	18	3	8	.375	0	3	.000	1	2	.500	1	2	3	0	2	0	1	0	0	7	10.3
01/21/2016	SA	@	PHO	W.	-	-	37	0	6	0	2	.000	0	0	---	0	0	---	0	0	0	0	0	0	0	1	0	0	10.0
01/22/2016	SA	@	LAL	W.	-	-	38	0	19	9	10	.900	2	2	1.000	0	0	---	0	4	4	4	0	0	5	2	2	20	10.3
01/25/2016	SA	@	GS	.L	-	-	39	0	19	1	6	.167	0	3	.000	6	10	.600	0	4	4	3	1	0	1	2	1	8	10.2
01/27/2016	SA	v	HOU	W.	-	-	40	0	19	2	4	.500	0	1	.000	2	2	1.000	0	4	4	3	4	0	1	4	0	6	10.1
01/30/2016	SA	@	CLE	.L	-	-	41	0	18	2	10	.200	2	4	.500	0	0	---	0	2	2	1	3	0	1	0	0	6	10.0
02/01/2016	SA	v	ORL	W.	-	-	42	0	17	4	8	.500	1	4	.250	4	4	1.000	1	1	2	2	0	0	2	0	0	13	10.1
02/03/2016	SA	v	NO	W.	-	-	43	0	22	2	8	.250	2	3	.667	0	0	---	0	3	3	4	1	0	1	4	0	6	10.0
02/05/2016	SA	@	DAL	W.	-	-	INA																						
02/06/2016	SA	v	LAL	W.	-	-	INA																						
02/09/2016	SA	@	MIA	W.	-	-	INA																						
02/10/2016	SA	@	ORL	W.	-	-	INA																						
02/18/2016	SA	@	LAC	.L	-	-	INA																						
02/19/2016	SA	@	LAL	W.	-	-	INA																						
02/21/2016	SA	@	PHO	W.	-	-	INA																						
02/24/2016	SA	@	SAC	W.	-	-	INA																						
02/25/2016	SA	@	UTA	W.	-	-	INA																						
02/27/2016	SA	@	HOU	W.	-	-	INA																						
03/02/2016	SA	v	DET	W.	-	-	INA																						
03/03/2016	SA	@	NO	W.	-	-	INA																						
03/05/2016	SA	v	SAC	W.	-	-	44	0	15	8	11	.727	1	3	.333	5	5	1.000	1	0	1	1	3	0	0	1	0	22	10.3
03/07/2016	SA	@	IND	.L	-	-	45	0	20	1	8	.125	0	4	.000	0	0	---	1	0	1	1	3	0	0	2	0	2	10.1
03/08/2016	SA	@	MIN	W.	-	-	INA																						
03/10/2016	SA	v	CHI	W.	-	-	46	0	20	2																			

# DANNY GREEN



## GREEN BIO



# 14

**GUARD/FORWARD**

**6-6 | 210**

**SEVENTH SEASON**

**NORTH CAROLINA**

**6/22/1987**

**HOW ACQUIRED:** Signed by the Spurs on 3/6/11.

**2015-16:** Started all 79 games he appeared in, averaging 7.2 points, 3.8 rebounds, 1.8 assists and 1.00 steals in 26.1 minutes ... shot .376 (211-561) from the field, .332 (116-349) from downtown and .739 (34-46) from the foul line ... scored in double figures 21 times ... led the team in blocks on 21 occasions and steals 17 times ... knocked down three-or-more three-pointers 15 times ... recorded 21 games with two-plus steals and 15 games with two-or-more blocks ... became the fastest player in Spurs franchise history to hit 700 career three-pointers when he knocked down his 700th triple at Houston on 2/27 ... registered a season-high 18 points (7-15 FG, 4-9 3FG) with 6 rebounds and 4 assists in 34 minutes vs. Phoenix on 11/23 ... finished with a season-high tying 18 points (6-9 FG, 6-8 3FG) with 4 rebounds, 3 assists and 3 steals in 32 minutes vs. Houston on 1/2 ... tallied a season-high tying 18 points (6-9 FG, 6-8 3FG) with 6 rebounds, 3 assists and a team-high 3 steals in 28 minutes vs. Houston on 1/27 ... pulled down a season-best 8 rebounds on two occasions: at OKC on 10/28 and again on 11/20 at New Orleans ... handed a season-best 5 assists vs. Utah on 12/15 and again on at Detroit on 1/12 ... notched 16 points (6-12 FG, 4-8 3FG) and a team-high 7 rebounds in 39 minutes vs. New Orleans on 2/3 ... posted 16 points (6-9 FG, 4-7 3FG), 7 rebounds and 3 steals in 29 minutes at Sacramento on 2/24 ... recorded 15 points, 7 rebounds, 3 assists and 3 steals in 31 minutes at Miami on 2/9 ... tallied 12 points, 5 rebounds, a season-high 4 blocks and 2 assists in 22 minutes at L.A. Lakers on 1/22 ... passed Bruce Bowen for second place on the Spurs all-time career three-pointers made list vs. Utah on 1/6 ... became the first player in Spurs franchise history to record both 700 three-pointers and 300 blocks when he recorded his first block vs. Portland on 3/17 ... missed three games due to rest (3/5, 3/28 and 4/8).

**CAREER NOTES:** Is in his seventh NBA season, his sixth with the Spurs ... originally selected by the Cleveland Cavaliers in the second round of the 2009 NBA Draft with the 46th overall pick ... had a brief stint with the Spurs in November 2010 before being released ... was re-signed by the Spurs on 3/6/11 and again on 7/14/15 ... in seven NBA seasons has appeared in 402 games, averaging 9.1 points, 3.4 rebounds, 1.6 assists and 1.00 steals in 24.8 minutes ... a career .403 (731-1,812) shooter from beyond the arc, which ranks 11th among active players ... has appeared in 69 playoff games averaging 8.9 points, 3.2 rebounds and 1.2 assists in 24.6 minutes ... owns the highest winning percentage in NBA history (minimum 400 games) at .746 (300-102) ... is the only player in Spurs franchise history to have at least 700 three-pointers and 300 blocks ... became the fastest player to hit 700 career three-pointers wearing a Spurs uniform at Houston on 2/27/16 (362 games) ... ranks second on the Spurs all-time three-pointers made list (725) and is eighth in blocks (313) ... set the NBA record for three-pointers made in an NBA Finals series of any length connecting on 27-of-49 (.551) treys during the 2013 Finals ... among active NBA players in playoff action ranks sixth in three-point field goal percentage (.429) ... ranks fourth on the Spurs all-time leader list in three-point field goal percentage and three-pointers made (609) ... one of seven active players to have won an NCAA Championship and an NBA Championship (Marresse Speights, Brandon Rush, Mario Chalmers, Corey Brewer, Jason Terry and Nazr Mohammad).

### NBA PLAYOFF STATISTICS

Year	TEAM	G	MINS	FGM-FGA	PCT	FG3-FG3A	PCT	FTM-FTA	FT%	OFF-DEF-TOT	R/G	AST	A/G	PF	DQ	STL	BLK	PTS	AVG
10-11	SA	4	7	2-6	.333	0-0	---	1-4	.250	0-1-1	0.3	2	0.5	1	0	1	1	5	1.3
11-12	SA	14	289	38-91	.418	20-58	.339	7-10	.700	3-42-45	3.2	15	1.1	24	0	7	10	103	7.4
12-13	SA	21	669	83-186	.446	55-114	.482	12-15	.800	18-69-87	4.1	32	1.5	51	0	22	23	233	11.1
13-14	SA	23	529	78-159	.491	48-101	.475	9-11	.818	9-60-69	3.0	21	0.9	50	0	32	17	213	9.3
14-15	SA	7	204	21-61	.344	12-40	.300	4-6	.667	7-15-22	3.1	15	2.1	12	0	7	7	58	8.3
TOTALS		69	1698	222-503	.441	136-317	.429	32-42	.762	37-187-224	3.2	85	1.2	138	0	69	58	612	8.9





# DANNY GREEN GAME-BY-GAME


Danny Green / San Antonio Spurs

DATE	TM	@	OPP	WL	O	P	G	GS	MIN	FG	FGA	FG%	FG3	FG3A	FG3%	FT	FTA	FT%	ORB	DREB	REB	AST	PF	DQ	STL	TO	BLK	PTS	PPG
10/28/2015	SA	@	OKC	.L	-	G	1	1	29	2	9	.222	0	5	.000	0	0	---	0	8	8	2	1	0	1	2	0	4	4.0
10/30/2015	SA	v	BRK	W.	-	G	2	2	27	3	6	.500	2	5	.400	0	0	---	2	2	4	2	0	0	0	2	0	8	6.0
11/01/2015	SA	@	BOS	W.	-	G	3	3	29	2	10	.200	0	5	.000	0	2	.000	1	5	6	1	1	0	4	0	1	4	5.3
11/02/2015	SA	@	NY	W.	-	G	4	4	27	2	6	.333	0	2	.000	0	0	---	2	3	5	1	0	0	0	1	1	4	5.0
11/04/2015	SA	@	WAS	.L	-	G	5	5	29	3	10	.300	3	8	.375	3	3	1.000	0	3	3	2	2	0	0	4	1	12	6.4
11/07/2015	SA	v	CHA	W.	-	G	6	6	27	2	7	.286	1	3	.333	3	3	1.000	1	2	3	4	2	0	2	0	1	8	6.7
11/09/2015	SA	@	SAC	W.	-	G	7	7	27	2	6	.333	1	4	.250	0	0	---	0	1	1	4	3	0	0	2	2	5	6.4
11/11/2015	SA	@	POR	W.	-	G	8	8	31	4	6	.667	3	4	.750	0	1	.000	0	4	4	2	2	0	0	0	0	11	7.0
11/14/2015	SA	v	PHI	W.	-	G	9	9	28	1	9	.111	1	4	.250	0	0	---	0	5	5	2	1	0	0	0	0	3	6.6
11/16/2015	SA	v	POR	W.	-	G	10	10	29	5	10	.500	2	5	.400	0	0	---	0	1	1	2	1	0	0	1	1	12	7.1
11/18/2015	SA	v	DEN	W.	-	G	11	11	28	2	6	.333	2	5	.400	2	2	1.000	0	3	3	4	1	0	0	1	1	8	7.2
11/20/2015	SA	@	NO	.L	-	G	12	12	33	2	8	.250	2	4	.500	0	0	---	0	8	8	3	1	0	0	2	1	6	7.1
11/21/2015	SA	v	MEM	W.	-	G	13	13	28	4	10	.400	1	7	.143	0	0	---	0	3	3	2	4	0	1	4	0	9	7.2
11/23/2015	SA	v	PHO	W.	-	G	14	14	34	7	15	.467	4	9	.444	0	0	---	1	5	6	4	2	0	0	1	0	18	8.0
11/25/2015	SA	v	DAL	W.	-	G	15	15	26	2	9	.222	2	7	.286	0	0	---	0	6	6	1	1	0	1	1	1	6	7.9
11/27/2015	SA	@	DEN	W.	-	G	16	16	27	3	9	.333	3	6	.500	0	0	---	0	4	4	0	0	0	1	2	0	9	7.9
11/28/2015	SA	v	ATL	W.	-	G	17	17	29	2	6	.333	1	2	.500	0	0	---	2	0	2	3	2	0	1	3	1	5	7.8
11/30/2015	SA	@	CHI	.L	-	G	18	18	33	3	10	.300	1	5	.200	2	2	1.000	2	2	4	1	2	0	2	1	1	9	7.8
12/02/2015	SA	v	MIL	W.	-	G	19	19	21	1	5	.200	0	4	.000	0	0	---	0	4	4	2	3	0	2	0	0	2	7.5
12/03/2015	SA	@	MEM	W.	-	G	20	20	25	0	5	.000	0	3	.000	2	2	1.000	1	1	2	2	2	0	0	2	0	2	7.3
12/05/2015	SA	v	BOS	W.	-	G	21	21	29	2	6	.333	0	2	.000	2	2	1.000	1	3	4	0	4	0	0	1	0	6	7.2
12/07/2015	SA	@	PHI	W.	-	G	22	22	19	1	3	.333	1	3	.333	0	0	---	0	2	2	1	2	0	0	1	0	3	7.0
12/09/2015	SA	@	TOR	.L	-	G	23	23	21	4	11	.364	2	7	.286	0	0	---	1	3	4	1	1	0	3	1	0	10	7.1
12/11/2015	SA	v	LAL	W.	-	G	24	24	18	1	3	.333	1	3	.333	0	0	---	0	1	1	0	0	0	2	0	1	3	7.0
12/12/2015	SA	@	ATL	W.	-	G	25	25	21	4	8	.500	2	3	.667	0	0	---	0	1	1	2	1	0	1	4	0	10	7.1
12/14/2015	SA	v	UTA	W.	-	G	26	26	20	2	5	.400	0	3	.000	0	0	---	1	6	7	5	2	0	0	0	0	4	7.0
12/16/2015	SA	v	WAS	W.	-	G	27	27	19	3	7	.429	1	5	.200	0	0	---	0	4	4	0	1	0	0	0	1	7	7.0
12/18/2015	SA	v	LAC	W.	-	G	28	28	25	4	6	.667	2	4	.500	0	0	---	1	3	4	0	2	0	0	1	2	10	7.1
12/21/2015	SA	v	IND	W.	-	G	29	29	26	1	7	.143	1	5	.200	0	0	---	0	5	5	2	1	0	0	1	1	3	6.9
12/23/2015	SA	@	MIN	W.	-	G	30	30	22	4	5	.800	3	4	.750	0	0	---	1	6	7	0	0	0	0	0	0	11	7.1
12/25/2015	SA	@	HOU	.L	-	G	31	31	22	2	6	.333	1	2	.500	0	0	---	0	1	1	0	1	0	1	1	1	5	7.0
12/26/2015	SA	v	DEN	W.	-	G	32	32	32	3	6	.500	0	1	.000	2	2	1.000	1	3	4	1	1	0	1	1	1	8	7.0
12/28/2015	SA	v	MIN	W.	-	G	33	33	21	3	7	.429	0	4	.000	0	0	---	0	0	0	1	1	0	1	0	1	6	7.0
12/30/2015	SA	v	PHO	W.	-	G	34	34	21	3	6	.500	1	3	.333	0	0	---	0	2	2	1	2	0	0	1	1	7	7.0
01/02/2016	SA	v	HOU	W.	-	G	35	35	32	6	9	.667	6	8	.750	0	0	---	0	4	4	3	2	0	3	1	1	18	7.3
01/04/2016	SA	@	MIL	W.	-	G	36	36	14	1	7	.143	1	5	.200	0	0	---	2	0	2	1	1	0	1	1	1	3	7.2
01/06/2016	SA	v	UTA	W.	-	G	37	37	11	2	3	.667	2	2	1.000	0	0	---	0	0	0	2	2	0	0	0	0	6	7.2
01/08/2016	SA	v	NY	W.	-	G	38	38	35	3	9	.333	2	3	.667	0	0	---	0	4	4	3	5	0	2	2	3	8	7.2
01/11/2016	SA	@	BRK	W.	-	G	39	39	20	0	4	.000	0	3	.000	0	0	---	0	1	1	3	1	0	1	1	0	0	7.0
01/12/2016	SA	@	DET	W.	-	G	40	40	27	2	3	.667	2	3	.667	0	0	---	1	4	5	5	0	0	0	1	0	6	7.0
01/14/2016	SA	v	CLE	W.	-	G	41	41	21	1	7	.143	1	4	.250	2	3	.667	1	1	2	0	0	0	0	1	0	5	6.9
01/17/2016	SA	v	DAL	W.	-	G	42	42	28	2	8	.250	0	4	.000	0	1	.000	0	7	7	1	1	0	0	0	2	4	6.9
01/21/2016	SA	@	PHO	W.	-	G	43	43	13	1	1	1.000	0	0	---	2	2	1.000	1	1	2	1	0	0	0	0	1	4	6.8
01/22/2016	SA	@	LAL	W.	-	G	44	44	22	4	8	.500	4	8	.500	0	0	---	1	4	5	2	0	0	1	0	4	12	6.9
01/25/2016	SA	@	GS	.L	-	G	45	45	22	1	4	.250	1	2	.500	0	0	---	1	3	4	3	2	0	2	1	0	3	6.8
01/27/2016	SA	v	HOU	W.	-	G	46	46	28	6	9	.667	6	8	.750	0	0	---	1	5	6	3	2	0	3	0	1	18	7.1
01/30/2016	SA	@	CLE	.L	-	G	47	47	23	2	4	.500	1	3	.333	0	0	---	2	1	3	1	1	0	0	0	0	5	7.0
02/01/2016	SA	v	ORL	W.	-	G	48	48	25	3	9	.333	2	7	.286	0	0	---	0	6	6	2	5	0	1	2	0	8	7.0
02/03/2016	SA	v	NO	W.	-	G	49	49	39	6	12	.500	4	8	.500	0	0	---	0	7	7	1	3	0	1	1	1	16	7.2
02/05/2016	SA	@	DAL	W.	-	G	50	50	27	3	8	.375	2	5	.400	0	0	---	0	4	4	1	1	0	0	1	0	8	7.2
02/06/2016	SA	v	LAL	W.	-	G	51	51	29	4	8	.500	3	6	.500	0	0	---	1	4	5	2	1	0	1	2	2	11	7.3
02/09/2016	SA	@	MIA	W.	-	G	52	52	31	6	10	.600	2	4	.500	1	2	.500	2	5	7	3	2	0	3	1	1	15	7.5
02/10/2016	SA	@	ORL	W.	-	G	53	53	35	4	11	.364	2	8	.250	2	2	1.000	1	4	5	2	1	0	0	2	1	12	7.5
02/18/2016	SA	@	LAC	.L	-	G	54	54	28	2	9	.222	0	4	.000	0	0	---	1	4	5	3	0	0	1	0	0	4	7.5
02/19/2016	SA	@	LAL	W.	-	G	55	55	19	1	4	.250	0	0	---	0	0	---	1	2	3	2	5	0	1	0	2	2	7.4
02/21/2016	SA	@	PHO	W.	-	G	56	56	34	4	5	.800	1	2	.500	2	4	.500	1	6	7	2	3	0	2	1	2	11	7.4
02/24/2016	SA	@	SAC	W.	-	G	57	57	29	6	9	.667	4	7	.571	0	0	---	0	7	7	1	2	0	3	0	1	16	7.6
02/25/2016	SA	@	UTA	W.	-	G	58	58	28	0	5	.000	0	3	.000	0	0	---	0	2	2	1	4	0	0	1	1	0	7.5
02/27/2016	SA	@	HOU	W.	-	G	59	59	31	3	8	.375	2	6	.333	0	2	.000	0	6	6	3	5	0	0	1	1	8	7.5
03/02/2016	SA	v	DET	W.	-	G	60	60	33	0	3	.000	0	2	.000	0	0	---	0	1	1	3	2</						

# KAWHI LEONARD



## LEONARD BIO



# 2

**FORWARD**

**6-7 | 230**

**FIFTH SEASON  
SAN DIEGO ST.**

**6/29/91**

**HOW ACQUIRED:** Obtained from Indiana along with Davis Bertans and Erazem Lorbek in exchange for George Hill (6/23/11)

**2015-16:** Started in all 72 games he appeared in, averaging a career-high 21.2 points, 6.8 rebounds, 2.6 assists and 1.78 steals in 33.0 minutes ... shot .506 (551-1,090) from the field, .443 (129-291) from three-point range and a team-high .874 (292-334) from the foul line ... ranked third in the NBA in three-point field goal percentage, 11th in free throw percentage, 12 in steals per game and 15th in scoring ... scored in double figures 70 times, including 44 games with 20-or-more points and four games with 30-plus ... registered 12 double-doubles ... handed out at least five assists 10 times ... recorded three-plus steals in 15 games ... led the team in scoring 44 times, rebounding on 21 occasions and in steals 50 times ... was named Western Conference Player of the Week twice (12/21 and 3/7) ... became the sixth Spurs player in franchise history to be selected as an All-Star starter on 1/21 ... finished with 17 points, 6 rebounds, 3 assists and 2 steals in 26 minutes in his first All-Star start ... played in his 300th NBA game at Dallas on 2/5, registering his 232nd win – the most in NBA history through a player's first 300 games ... produced a career-high 33 points (10-17 FG, 2-5 3FG, 11 FT) to go along with a career-high tying 7 assists, 6 rebounds and 3 steals in 40 minutes vs. Toronto on 4/2 ... connected on the game-winner with 0.9 left to play, finishing with a game-high 29 points (12-19 FG, 3-3 3FG, 2-2 FT) to go along with 7 rebounds, 2 assists and 2 steals in 33 minutes at Orlando on 2/10 ... opened the season with 32 points (13-22 FG, 5-5 FT), 8 rebounds, 3 steals and 2 blocks in 35 minutes at Oklahoma City on 10/28 ... became the second Spur to score 30+ in under 25 minutes in the last 30 years when he tallied 32 points (12-21 FG, 3-7 3FG, 5-7 FT) in 24 minutes vs. Miami on 3/23 ... totaled a game-high 30 points to go along with 11 rebounds, 3 assists, 2 steals and 2 blocks in 39 minutes at New Orleans on 3/3 ... finished with 25 points (11-18 FG, 2-4 3FG, 1-1 FT), 7 rebounds, 6 assists, 5 blocks and 4 steals in 32 minutes at Denver on 11/25 ... posted 20 points, a game-high 13 rebounds, 5 assists, 2 steals and 3 blocks in 39 minutes vs. Golden State on 4/10 ... notched a game-high 29 points (10-15 FG, 3-5 3FG, 6-6 FT) to go along with 5 rebounds, 3 assists and 3 steals in 35 minutes at Utah on 2/25 ... posted a game-high 27 points to go along with 8 rebounds in 39 minutes at Houston on 2/27 ... recorded 27 points, 6 rebounds, 5 assists and 2 steals in 36 minutes vs. Detroit on 3/2 ... became the first Spur since Tony Parker (3/4/12 – 3/16/12) to register five straight 25+ point games when he finished with 25 points, 13 rebounds and 6 assists in 36 minutes vs. Sacramento on 3/5 ... netted a double-double with 18 points and a season-high 14 rebounds to go along with

2 steals and a team-high 4 blocks in 36 minutes at New York on 11/2 ... scored a game-high 27 points, connecting on a career-high seven three-pointers in 33 minutes at Memphis on 12/3 ... posted a team-high 22 points with 8 rebounds, 4 assists and a season-high 5 steals in 32 minutes at Atlanta on 12/12 ... produced a team-high 20 points to go along with 7 rebounds, 4 assists, 5 steals and 3 blocks in 39 minutes at Houston on 12/25 ... tallied a game-high 27 points (9-15 FG, 4-7 3FG, 5-6 FT) to go along with 3 rebounds, 4 assists and 4 steals in 38 minutes vs. Washington on 12/16 ... poured in a game-high 29 points with 7 rebounds, 2 assists, 2 steals and 2 blocks in 39 minutes vs. Chicago on 3/10 ... netted a team-high 26 points with 7 rebounds, 3 assists and 3 steals in 38 minutes vs. Oklahoma City on 3/12 ... produced his 11th double-double of the season with 18 points, a season-high tying 14 rebounds, 4 assists and 2 blocks in 39 minutes vs. Golden State on 3/19 ... registered a game-high 26 points, 5 rebounds, 5 assists, 2 steals and 2 blocks in 39 minutes vs. Oklahoma City on 4/12 ... missed one game with an upper respiratory infection (11/14) ... missed one games with gastroenteritis (12/7) ... missed three games with tightness, left calf (2/18 – 2/21) ... missed three games with a right quad contusion (3/25-3/28) ... sat out two games due to rest (4/8 and 4/13).

**CAREER NOTES:** Is in his fifth NBA season, all with the Spurs ... re-signed with San Antonio on 7/16/15 ... acquired by the Spurs in a 2011 draft night trade that sent George Hill to Indiana in exchange for the draft rights to Leonard along with Davis Bertans and Erazem Lorbek ... was selected by the Pacers with the 15th overall pick in the 2011 NBA Draft ... one of just three players in NBA history to win both NBA Defensive Player of the Year and NBA Finals MVP (Michael Jordan and Hakeem Olajuwon are the others)... the 2015 NBA Defensive Player of the Year and the 2014 NBA Finals MVP ... named to the NBA All-Defensive First Team 2015 after earning All-Defensive Second Team honors in 2014 ... named a starter for the 2016 NBA All-Star Game ... was selected to the All-Rookie First Team in 2012 ... has been named Western Conference Player of the Week twice ... played in his 300th NBA game at Dallas on 2/5/16, registering his 232nd win – the most in NBA history through a player's first 300 games ... in five NBA seasons, has appeared in 324 games, averaging 14.3 points, 6.3 rebounds, 2.0 assists and 1.77 steals in 29.9 minutes ... has appeared in 65 playoff games, averaging 13.5 points, 7.4 rebounds, 1.3 assists and 1.6 steals in 32.9 minutes ... shooting .515 (334-649) from the field and .417 (83-199) from three-point range in the postseason ... won 41 playoff games in 58 appearances before his 23rd birthday, which ranks second all-time behind Kobe Bryant (42 wins) ... selected to play in the 2012 and 2013 Rookie Challenge at All-Star Weekend ... chosen to the 2012 USA Men's Select Team that participated in a training camp with Team USA prior to the 2012 Olympics ... attended mini-camp with Team USA in 2015.

### NBA PLAYOFF STATISTICS

Year	TEAM	G	MINS	FGM-FGA	PCT	FG3-FG3A	PCT	FTM-FTA	FT%	OFF-DEF-TOT	R/G	AST	A/G	PF	DQ	STL	BLK	PTS	AVG
11-12	SA	14	379	45-90	.500	18-40	.450	13-16	.813	18-65-83	5.9	8	0.6	23	0	17	6	121	8.6
12-13	SA	21	775	115-211	.545	23-59	.390	31-49	.633	50-140-190	9.0	22	1.0	40	0	37	11	284	13.5
13-14	SA	23	736	122-239	.510	31-74	.419	53-72	.736	31-124-155	6.7	38	1.7	66	0	39	14	328	14.3
14-15	SA	7	250	52-109	.477	11-26	.423	27-35	.771	13-39-52	7.4	18	2.6	18	0	8	4	142	20.3
TOTALS		65	2140	334-649	.515	83-199	.417	124-172	.721	112-368-480	7.4	86	1.3	147	0	101	35	875	13.5



# KAWHI LEONARD GAME-BY-GAME


Kawhi Leonard / San Antonio Spurs																													
DATE	TM	@	OPP	WL	O	P	G	GS	MIN	FG	FGA	FG%	FG3	FG3A	FG3%	FT	FTA	FT%	OREB	DREB	REB	AST	PF	DQ	STL	TO	BLK	PTS	PPG
10/28/2015	SA	@	OKC	.L	-	F	1	1	35	13	22	.591	1	3	.333	5	5	1.000	1	7	8	0	3	0	3	3	2	32	32.0
10/30/2015	SA	v	BRK	W.	-	F	2	2	26	6	16	.375	0	2	.000	4	4	1.000	1	9	10	1	3	0	2	4	1	16	24.0
11/01/2015	SA	@	BOS	W.	-	F	3	3	34	8	18	.444	1	3	.333	2	2	1.000	0	5	5	2	2	0	2	2	1	19	22.3
11/02/2015	SA	@	NY	W.	-	F	4	4	36	8	16	.500	1	4	.250	1	1	1.000	2	12	14	1	4	0	2	2	4	18	21.3
11/04/2015	SA	@	WAS	.L	-	F	5	5	35	10	22	.455	1	4	.250	2	2	1.000	3	6	9	0	4	0	1	1	0	23	21.6
11/07/2015	SA	v	CHA	W.	-	F	6	6	34	10	16	.625	2	4	.500	1	2	.500	0	4	4	2	3	0	2	0	0	23	21.8
11/09/2015	SA	@	SAC	W.	-	F	7	7	32	10	13	.769	3	4	.750	1	2	.500	0	3	3	2	2	0	2	0	2	24	22.1
11/11/2015	SA	@	POR	W.	-	F	8	8	35	7	14	.500	1	5	.200	5	5	1.000	0	7	7	3	3	0	1	1	0	20	21.9
11/14/2015	SA	v	PHI	W.	-	INA																							
11/16/2015	SA	v	POR	W.	-	F	9	9	31	8	15	.533	3	5	.600	0	1	.000	2	7	9	3	1	0	2	0	2	19	21.6
11/18/2015	SA	v	DEN	W.	-	F	10	10	37	8	16	.500	3	4	.750	1	1	1.000	1	7	8	3	2	0	2	0	1	20	21.4
11/20/2015	SA	@	NO	.L	-	F	11	11	37	9	20	.450	3	5	.600	1	2	.500	0	5	5	2	2	0	1	0	1	22	21.5
11/21/2015	SA	v	MEM	W.	-	F	12	12	40	5	15	.333	3	6	.500	6	8	.750	2	5	7	3	1	0	0	0	1	19	21.3
11/23/2015	SA	v	PHO	W.	-	F	13	13	37	11	18	.611	1	2	.500	1	1	1.000	3	10	13	4	1	0	4	3	1	24	21.5
11/25/2015	SA	v	DAL	W.	-	F	14	14	40	9	16	.563	4	7	.571	4	4	1.000	4	4	8	5	0	0	2	2	0	26	21.8
11/27/2015	SA	@	DEN	W.	-	F	15	15	32	11	18	.611	2	4	.500	1	1	1.000	1	6	7	6	1	0	4	2	5	25	22.0
11/28/2015	SA	v	ATL	W.	-	F	16	16	29	6	11	.545	3	3	1.000	7	7	1.000	1	6	7	2	0	0	1	2	1	22	22.0
11/30/2015	SA	@	CHI	.L	-	F	17	17	40	9	21	.429	0	3	.000	7	9	.778	3	5	8	3	4	0	2	2	0	25	22.2
12/02/2015	SA	v	MIL	W.	-	F	18	18	25	3	12	.250	0	1	.000	7	8	.875	2	1	3	4	1	0	0	0	0	13	21.7
12/03/2015	SA	@	MEM	W.	-	F	19	19	33	9	13	.692	7	9	.778	2	2	1.000	0	8	8	3	2	0	2	1	1	27	21.9
12/05/2015	SA	v	BOS	W.	-	F	20	20	34	4	13	.308	2	4	.500	5	6	.833	0	7	7	4	4	0	2	3	0	15	21.6
12/07/2015	SA	@	PHI	W.	-	INA																							
12/09/2015	SA	@	TOR	.L	-	F	21	21	27	3	8	.375	1	2	.500	0	1	.000	3	3	6	2	1	0	1	2	1	7	20.9
12/11/2015	SA	v	LAL	W.	-	F	22	22	25	6	12	.500	0	2	.000	4	4	1.000	2	9	11	2	0	0	3	0	1	16	20.7
12/12/2015	SA	@	ATL	W.	-	F	23	23	32	7	13	.538	1	3	.333	7	7	1.000	1	7	8	4	2	0	5	2	0	22	20.7
12/14/2015	SA	v	UTA	W.	-	F	24	24	25	7	10	.700	2	3	.667	6	6	1.000	0	7	7	2	1	0	2	0	0	22	20.8
12/16/2015	SA	v	WAS	W.	-	F	25	25	38	9	15	.600	4	7	.571	5	6	.833	0	3	3	4	2	0	4	1	0	27	21.0
12/18/2015	SA	v	LAC	W.	-	F	26	26	36	6	14	.429	1	3	.333	6	7	.857	1	8	9	2	3	0	0	0	0	19	21.0
12/21/2015	SA	v	IND	W.	-	F	27	27	35	10	19	.526	1	6	.167	3	3	1.000	1	5	6	5	2	0	3	0	0	24	21.1
12/23/2015	SA	@	MIN	W.	-	F	28	28	31	8	16	.500	3	7	.429	0	0	---	2	4	6	2	1	0	2	1	2	19	21.0
12/25/2015	SA	@	HOU	.L	-	F	29	29	39	8	19	.421	2	5	.400	2	2	1.000	4	4	8	4	4	0	5	1	3	20	21.0
12/26/2015	SA	v	DEN	W.	-	F	30	30	32	7	13	.538	2	2	1.000	4	4	1.000	2	3	5	5	1	0	2	2	0	20	20.9
12/28/2015	SA	v	MIN	W.	-	F	31	31	37	5	9	.556	1	1	1.000	6	7	.857	0	11	11	3	5	0	1	0	0	17	20.8
12/30/2015	SA	v	PHO	W.	-	F	32	32	29	6	10	.600	3	4	.750	4	4	1.000	0	0	0	2	0	0	2	0	0	19	20.8
01/02/2016	SA	v	HOU	W.	-	F	33	33	34	8	12	.667	2	2	1.000	4	5	.800	1	5	6	2	3	0	0	3	0	22	20.8
01/04/2016	SA	@	MIL	W.	-	F	34	34	31	9	12	.750	3	5	.600	3	3	1.000	0	2	2	1	1	0	2	4	1	24	20.9
01/06/2016	SA	v	UTA	W.	-	F	35	35	23	6	11	.545	2	4	.500	1	1	1.000	0	4	4	3	0	0	2	2	0	15	20.7
01/08/2016	SA	v	NY	W.	-	F	36	36	37	8	19	.421	0	2	.000	3	4	.750	4	8	12	0	1	0	2	1	2	19	20.7
01/11/2016	SA	@	BRK	W.	-	F	37	37	30	6	14	.429	2	5	.400	3	3	1.000	2	6	8	0	1	0	1	1	0	17	20.6
01/12/2016	SA	@	DET	W.	-	F	38	38	34	1	7	.143	0	2	.000	5	7	.714	1	4	5	1	3	0	1	3	1	7	20.2
01/14/2016	SA	v	CLE	W.	-	F	39	39	40	6	14	.429	2	4	.500	6	6	1.000	2	8	10	5	1	0	1	4	2	20	20.2
01/17/2016	SA	v	DAL	W.	-	F	40	40	29	5	11	.455	1	3	.333	4	6	.667	0	4	4	1	0	0	2	1	0	15	20.1
01/21/2016	SA	@	PHO	W.	-	F	41	41	22	6	15	.400	1	1	1.000	8	8	1.000	1	2	3	3	2	0	0	0	0	21	20.1
01/22/2016	SA	@	LAL	W.	-	F	42	42	29	5	11	.455	1	4	.250	7	8	.875	1	3	4	2	0	0	2	0	3	18	20.0
01/25/2016	SA	@	GS	.L	-	F	43	43	25	4	6	.667	1	1	1.000	7	7	1.000	0	5	5	2	1	0	2	3	0	16	20.0
01/27/2016	SA	v	HOU	W.	-	F	44	44	28	7	12	.583	3	4	.750	1	2	.500	0	1	1	1	1	0	1	1	1	18	19.9
01/30/2016	SA	@	CLE	.L	-	F	45	45	35	7	15	.467	3	7	.429	7	8	.875	1	5	6	2	2	0	0	2	0	24	20.0
02/01/2016	SA	v	ORL	W.	-	F	46	46	26	4	11	.364	2	7	.286	0	0	---	0	5	5	2	1	0	1	2	2	10	19.8
02/03/2016	SA	v	NO	W.	-	F	47	47	36	11	17	.647	1	2	.500	3	4	.750	0	5	5	1	1	0	1	2	2	26	19.9
02/05/2016	SA	@	DAL	W.	-	F	48	48	27	9	16	.563	2	4	.500	3	3	1.000	1	1	2	1	0	0	0	2	0	23	20.0
02/06/2016	SA	v	LAL	W.	-	F	49	49	34	4	13	.308	0	3	.000	12	15	.800	5	8	13	3	3	0	1	1	0	20	20.0
02/09/2016	SA	@	MIA	W.	-	F	50	50	33	11	17	.647	1	1	1.000	0	0	---	2	7	9	4	1	0	3	3	1	23	20.0
02/10/2016	SA	@	ORL	W.	-	F	51	51	33	12	19	.632	3	3	1.000	2	2	1.000	1	6	7	2	2	0	2	2	1	29	20.2
02/18/2016	SA	@	LAC	.L	-	DNP																							
02/19/2016	SA	@	LAL	W.	-	DNP																							
02/21/2016	SA	@	PHO	W.	-	DNP																							
02/24/2016	SA	@	SAC	W.	-	F	52	52	28	5	16	.313	2	5	.400	6	6	1.000	1	7	8	1	2	0	4	1	1	18	20.2
02/25/2016	SA	@	UTA	W.	-	F	53	53	35	10	15	.667	3	5	.600	6	6	1.000	0	5	5	3	2	0	3	0	0	29	20.3
02/27/2016	SA	@	HOU	W.	-	F	54	54	39	8	13	.615	3	4	.750	8	9	.889	0	8	8	1	3	0	1	2	1	27	20.5
03/02/2016	SA	v	DET	W.	-	F	55	55	36	13	22	.591	1	6															



# BOBAN MARJANOVIC



## MARJANOVIC BIO



# 40

**CENTER**

**7-3 | 290**

**ROOKIE**

**SERBIA**

**8/15/1988**

**HOW ACQUIRED:** Signed by the Spurs on 7/17/15.

**2015-16:** Appeared in 54 games, averaging 5.5 points and 3.5 rebounds in 9.4 minutes per game ... shot .603 (105-174) from the field and .763 (87-114) from the foul line ... ranked seventh among NBA rookies in free throw percentage (.763) ... scored in double figures 12 times, including one game with 20-or-more ... registered three double-doubles ... led the team in scoring twice and rebounding on five occasions ... posted his third double-double of the season with a career-high 22 points (7-9 FG, 8-8 FT), 12 rebounds and 2 blocks in a career-high 37 minutes at Dallas on 4/13 ... recorded his first double-double with 17 points (6-10 FG, 5-6 FT) and 13 rebounds in 22 minutes at Phoenix on 1/21 ... produced a career-high 19 points (9-12 FG, 1-1 FT) with 4 rebounds in 14 minutes vs. Miami on 3/23 ... posted 18 points (8-10 FG, 2-2 FT) to go along with 4 rebounds and 2 steals in 17 minutes at Philadelphia on 12/7 ... contributed 17 points and 4 rebounds on a perfect 7-of-7 shooting in 15 minutes vs. Minnesota on 12/28 ... became the first Spurs player in franchise history to record at least 12 rebounds in 15 minutes-or-less-when he pulled down 12 boards to go along with 7 points in 15 minutes vs. Phoenix on 12/30 ... had 13 points (5-7 FG) and 7 rebounds in 19 minutes vs. Utah on 1/6 ... registered 13 points, 3 rebounds and 2 blocks in 13 minutes at Brooklyn on 1/11 ... recorded a double-double with 13 points and 10 rebounds in 17 minutes vs. Houston on 1/27 ... notched 13 points and 6 rebounds in 27 minutes at Oklahoma City on 3/26 ... was inactive 12 games ... registered 14 DNP-CDs.

**CAREER NOTES:** Is in his first NBA season ... signed by San Antonio on 7/17/15 ... began playing professionally in Europe in 2006 ... has spent the past two seasons with Crvena Zvezda Telekom Beograd of the Adriatic League ... helped Crvena Zvezda win both the Adriatic League and Serbian League Championships in 2015 ... was named to the 2015 All-Euroleague First Team, as well as the All-Serbian League and All-Adriatic League Player of the Year ... selected to the All-Serbian League First Team on three occasions (2013-15) ... has also played with Hemofarm Vrsac (2006-10), CSKA Moscow (2010-11), Nizhny Novgorod (2011-12) and Mega Vizura (2012-13) ... played in the 2013 NBA Las Vegas Summer League with the Atlanta Hawks ... participated in the Nike Hoop Summit with the World Select Team in 2008 ... made his debut with the Serbian National Team in 2011 ... as a junior national team player, won the gold medals at the 2007 FIBA Under-19 World Championship and the 2008 FIBA Europe Under-20 Championship.



# BOBAN MARJANOVIC GAME-BY-GAME


Boban Marjanovic / San Antonio Spurs

DATE	TM	@	OPP	WL	O	P	G	GS	MIN	FG	FGA	FG%	FG3	FG3A	FG3%	FT	FTA	FT%	OREB	DREB	REB	AST	PF	DQ	STL	TO	BLK	PTS	PPG
10/28/2015	SA	@	OKC	.L	-	INA																							
10/30/2015	SA	v	BRK	W.	-	-	1	0	5	2	5	.400	0	0	---	2	2	1.000	3	2	5	1	0	0	0	2	0	6	6.0
11/01/2015	SA	@	BOS	W.	-	INA																							
11/02/2015	SA	@	NY	W.	-	-	2	0	1	0	0	---	0	0	---	1	2	.500	0	0	0	0	0	0	0	0	0	1	3.5
11/04/2015	SA	@	WAS	.L	-	DNP																							
11/07/2015	SA	v	CHA	W.	-	-	3	0	4	1	2	.500	0	0	---	0	0	---	1	0	1	0	3	0	0	0	0	2	3.0
11/09/2015	SA	@	SAC	W.	-	-	4	0	3	1	2	.500	0	0	---	0	0	---	0	0	0	0	0	0	0	0	0	2	2.8
11/11/2015	SA	@	POR	W.	-	INA																							
11/14/2015	SA	v	PHI	W.	-	-	5	0	0	0	0	---	0	0	---	0	0	---	0	1	1	0	0	0	0	0	0	0	2.2
11/16/2015	SA	v	POR	W.	-	DNP																							
11/18/2015	SA	v	DEN	W.	-	INA																							
11/20/2015	SA	@	NO	.L	-	-	6	0	3	1	1	1.000	0	0	---	0	0	---	0	0	0	0	1	0	0	1	0	2	2.2
11/21/2015	SA	v	MEM	W.	-	DNP																							
11/23/2015	SA	v	PHO	W.	-	-	7	0	5	1	1	1.000	0	0	---	0	2	.000	1	0	1	0	1	0	0	1	1	2	2.1
11/25/2015	SA	v	DAL	W.	-	INA																							
11/27/2015	SA	@	DEN	W.	-	C	8	1	6	0	0	---	0	0	---	2	2	1.000	2	2	4	1	2	0	0	0	0	2	2.1
11/28/2015	SA	v	ATL	W.	-	-	9	1	6	0	2	.000	0	0	---	1	2	.500	1	1	2	0	0	0	0	0	0	1	2.0
11/30/2015	SA	@	CHI	.L	-	INA																							
12/02/2015	SA	v	MIL	W.	-	INA																							
12/03/2015	SA	@	MEM	W.	-	-	10	1	4	0	1	.000	0	0	---	0	0	---	0	1	1	0	1	0	0	0	0	0	1.8
12/05/2015	SA	v	BOS	W.	-	INA																							
12/07/2015	SA	@	PHI	W.	-	-	11	1	17	8	10	.800	0	0	---	2	2	1.000	2	2	4	1	4	0	2	2	0	18	3.3
12/09/2015	SA	@	TOR	.L	-	INA																							
12/11/2015	SA	v	LAL	W.	-	-	12	1	5	3	4	.750	0	0	---	0	1	.000	1	2	3	0	1	0	0	0	0	6	3.5
12/12/2015	SA	@	ATL	W.	-	INA																							
12/14/2015	SA	v	UTA	W.	-	INA																							
12/16/2015	SA	v	WAS	W.	-	-	13	1	15	2	4	.500	0	0	---	3	4	.750	2	4	6	0	1	0	0	1	2	7	3.8
12/18/2015	SA	v	LAC	W.	-	DNP																							
12/21/2015	SA	v	IND	W.	-	-	14	1	2	1	1	1.000	0	0	---	0	0	---	0	2	2	0	0	0	0	0	1	2	3.6
12/23/2015	SA	@	MIN	W.	-	-	15	1	4	1	1	1.000	0	0	---	2	2	1.000	1	0	1	0	0	0	0	1	0	4	3.7
12/25/2015	SA	@	HOU	.L	-	DNP																							
12/26/2015	SA	v	DEN	W.	-	-	16	1	15	1	3	.333	0	0	---	8	8	1.000	2	5	7	0	2	0	1	2	4	10	4.1
12/28/2015	SA	v	MIN	W.	-	-	17	1	15	7	7	1.000	0	0	---	3	4	.750	2	2	4	0	2	0	1	2	1	17	4.8
12/30/2015	SA	v	PHO	W.	-	-	18	1	15	2	6	.333	0	0	---	3	4	.750	2	10	12	0	2	0	1	1	1	7	4.9
01/02/2016	SA	v	HOU	W.	-	-	19	1	4	0	2	.000	0	0	---	0	0	---	0	0	0	1	0	0	0	1	0	0	4.7
01/04/2016	SA	@	MIL	W.	-	-	20	1	5	1	2	.500	0	0	---	0	0	---	1	2	3	2	0	0	1	0	0	2	4.6
01/06/2016	SA	v	UTA	W.	-	-	21	1	19	5	7	.714	0	0	---	3	6	.500	3	4	7	0	0	0	0	0	1	13	5.0
01/08/2016	SA	v	NY	W.	-	DNP																							
01/11/2016	SA	@	BRK	W.	-	-	22	1	13	5	7	.714	0	0	---	3	5	.600	1	2	3	1	3	0	0	1	2	13	5.3
01/12/2016	SA	@	DET	W.	-	-	23	1	4	0	0	---	0	0	---	0	0	---	0	1	1	1	0	0	0	0	0	0	5.1
01/14/2016	SA	v	CLE	W.	-	DNP																							
01/17/2016	SA	v	DAL	W.	-	-	24	1	9	3	6	.500	0	0	---	1	1	1.000	2	2	4	1	0	0	0	0	0	7	5.2
01/21/2016	SA	@	PHO	W.	-	-	25	1	22	6	10	.600	0	0	---	5	6	.833	4	9	13	0	4	0	1	2	0	17	5.6
01/22/2016	SA	@	LAL	W.	-	-	26	1	9	1	1	1.000	0	0	---	0	0	---	1	0	1	0	1	0	0	0	0	2	5.5
01/25/2016	SA	@	GS	.L	-	-	27	1	13	4	6	.667	0	0	---	4	6	.667	4	2	6	0	1	0	1	0	0	12	5.7
01/27/2016	SA	v	HOU	W.	-	-	28	1	17	5	9	.556	0	0	---	3	4	.750	3	7	10	0	4	0	0	0	0	13	6.0
01/30/2016	SA	@	CLE	.L	-	-	29	1	10	0	1	.000	0	0	---	3	4	.750	1	2	3	1	1	0	0	0	0	3	5.9
02/01/2016	SA	v	ORL	W.	-	-	30	1	3	0	0	---	0	0	---	2	2	1.000	0	0	0	0	0	0	0	0	1	2	5.8
02/03/2016	SA	v	NO	W.	-	DNP																							
02/05/2016	SA	@	DAL	W.	-	-	31	1	17	2	3	.667	0	0	---	3	4	.750	2	5	7	1	2	0	0	2	1	7	5.8
02/06/2016	SA	v	LAL	W.	-	-	32	1	9	1	1	1.000	0	0	---	1	1	1.000	2	3	5	1	2	0	1	1	0	3	5.7
02/09/2016	SA	@	MIA	W.	-	-	33	1	13	3	5	.600	0	0	---	5	7	.714	2	4	6	0	1	0	1	1	0	11	5.9
02/10/2016	SA	@	ORL	W.	-	-	34	1	3	0	0	---	0	0	---	0	0	---	0	0	0	0	0	0	0	0	0	0	5.7
02/18/2016	SA	@	LAC	.L	-	-	35	1	9	2	2	1.000	0	0	---	2	2	1.000	1	2	3	1	0	0	0	0	0	6	5.7
02/19/2016	SA	@	LAL	W.	-	-	36	1	1	0	0	---	0	0	---	0	0	---	0	0	0	0	0	0	0	0	0	0	5.6
02/21/2016	SA	@	PHO	W.	-	DNP																							
02/24/2016	SA	@	SAC	W.	-	-	37	1	1	0	0	---	0	0	---	0	0	---	0	0	0	0	0	0	0	0	0	0	5.4
02/25/2016	SA	@	UTA	W.	-	-	38	1	2	0	0	---	0	0	---	0	0	---	0	1	1	0	0	0	0	0	0	0	5.3
02/27/2016	SA	@	HOU	W.	-	-	39	1	1	0	0	---	0	0	---	0	0	---	0	0	0	0	0	0	0	0	0	0	5.1
03/02/2016	SA	v	DET	W.	-	-	40	1	2	0	0	---	0	0	---	0	0	---	1	0	1	0	0	0	0	0	1	0	5.0
03/03/2016	SA	@	NO	W.	-	DNP																							
03/05/2016	SA	v	SAC	W.	-	-	41	1	19	3	4	.750	0	0	---	3	4	.750	2	7	9	1	2	0	0	1	0	9	5.1
03/07/2016	SA	@	IND	.L	-	DNP																							
03/08/2016	SA	@	MIN	W.	-	-	42	1	10	0	4	.000	0	0	---	0	0	---	2	6	8	0	0	0	0	0	0	0	5.0
03/10/2016	SA	v	CHI	W.	-	-	43	1	1	0	1	.000	0	0	---	0	0	---	0	0	0	0	0	0	0	0	0	0	4.9
03/12/2016	SA	v	OKC	W.	-	DNP																							
03/15/2016	SA	v	LAC	W.	-	-	44	1	4	0	0	---	0	0	---	3	4	.750	1	0	1	1	0	0	0				

# KEVIN MARTIN



## MARTIN BIO



# 23

**GUARD**

**6-7 | 200**

**12TH SEASON**

**WESTERN CAROLINA**

**2/1/1983**

**HOW ACQUIRED:** Signed by the Spurs on 3/9/16.

**2015-16:** Appeared in 55 total games, averaging 9.3 points, 2.0 rebounds and 1.1 assists in 19.9 minutes ... shot .372 (156-419) from the field and ..890 (153-172) from the foul line ... ranked seventh in the NBA in free throw percentage ... saw action in 16 games for the Silver and Black, averaging 6.2 points and 1.8 rebounds in 16.3 minutes ... shot .353 (30-85) from the field, .333 (11-33) from three-point range and .933 (28-30) from the foul line ... scored in double figures five times for San Antonio ... made his Spurs debut on 3/10 vs. Chicago ... notched 17 points (5-11 FG, 2-4 3FG, 5-5 FT) and 6 rebounds in 26 minutes at Denver on 4/8 ... garnered his first start with the Spurs, producing 13 points, 3 rebounds and 2 assists in 34 minutes vs. Memphis on 3/25 ... netted 12 points (3-5 FG, 2-2 3FG, 4-4 FT) in 15 minutes vs. Miami on 3/23 ... totaled 10 points (3-5 FG, 1-2 3FG, 3-3 FT), 4 rebounds and 4 assists in 15 minutes at Golden State on 4/7 ... registered two DNP-CDs ... saw action in 39 games with Minnesota, averaging 10.6 points, 2.1 rebounds and 1.2 assists in 21.4 minutes ... scored in double figures 20 times ... poured in a season-high 37 points (14-27 FG, 6-9 3FG, 3-3 FT) vs. Los Angeles Lakers on 12/9, the 83rd 30-plus point effort of his career ... recorded 22-points at Houston on 1/13 ... shot .531(17-32) from long distance in the month of December ... pulled down a season-high 7 rebounds vs. Detroit on 11/20 ... dished out a season-high 6 assists vs. Golden State on 11/12 ... missed nine games due to a wrist ailment.

**CAREER NOTES:** Is in his 12th NBA season, his first with the Spurs ... signed by the Silver and Black on 3/9/16 ... San Antonio is his fifth NBA team ... has seen action with Sacramento (2004-10), Houston (2010-12), Oklahoma City (2012-13) and Minnesota (2013-16) ... was originally drafted 26th overall in the first round by the Kings in the 2004 NBA Draft ... has been named NBA Player of the Week twice ... has appeared in 714 NBA career games, 17.4 points, 3.2 rebounds, 1.9 assists in 30.2 minutes per game ... a career .870 (3,561-4,091) from the foul lines, which ranks sixth among active players ... has appeared in 17 career playoff games, averaging 13.2 points, 3.8 rebounds and 1.0 assists rebounds in 30.6 minutes ... One of just five active players with over 1,000 three-pointers while shooting at least 38.0 percent from beyond the arc for their career, along with Stephen Curry, Kyle Korver, Mike Miller and Dirk Nowitzki.

### NBA PLAYOFF STATISTICS

Year	TEAM	G	MINS	FGM-FGA	PCT	FG3-FG3A	PCT	FTM-FTA	FT%	OFF-DEF-TOT	R/G	AST	A/G	PF	DQ	STL	BLK	PTS	AVG
05-06	SAC	6	197	22-54	.407	6-19	.316	29-29	1.000	10-20-30	5.0	3	0.5	11	0	3	2	79	13.2
12-13	OKC	11	323	49-129	.380	17-46	.370	39-43	.907	2-32-34	3.1	14	1.3	18	0	7	3	154	14.0
TOTALS		17	520	71-183	.388	23-65	.354	68-72	.944	12-52-64	3.8	17	1.0	29	0	10	5	233	13.7



# KEVIN MARTIN GAME-BY-GAME

Kevin Martin / San Antonio Spurs (Games with all teams)

DATE	TM	@	OPP	WL	O	P	G	GS	MIN	FG	FGA	FG%	FG3	FG3A	FG3%	FT	FTA	FT%	OREB	DREB	REB	AST	PF	DQ	STL	TO	BLK	PTS	PPG	
10/28/2015	MIN	@	LAL	W	-	-	1	0	29	6	15	.400	0	5	.000	11	12	.917	0	1	1	0	2	0	0	0	0	23	23.0	
10/30/2015	MIN	@	DEN	W	-	-	2	0	21	4	9	.444	1	2	.500	5	6	.833	0	3	3	1	1	0	1	2	0	14	18.5	
11/02/2015	MIN	v	POR	L	-	-	3	0	35	7	12	.583	2	4	.500	8	11	.727	0	2	2	1	3	0	0	3	0	24	20.3	
11/05/2015	MIN	v	MIA	L	-	-	4	0	27	4	10	.400	0	2	.000	6	6	1.000	0	3	3	0	5	0	0	2	0	14	18.8	
11/07/2015	MIN	@	CHI	W	1	INA																								
11/09/2015	MIN	@	ATL	W	-	-	5	0	24	4	11	.364	2	5	.400	3	4	.750	0	0	0	1	1	0	0	0	0	13	17.6	
11/10/2015	MIN	v	CHA	L	-	G	6	1	40	6	16	.375	1	3	.333	5	6	.833	1	2	3	5	5	0	1	6	0	18	17.7	
11/12/2015	MIN	v	GS	L	-	-	7	1	28	5	13	.385	1	1	1.000	4	4	1.000	1	3	4	6	2	0	0	0	0	15	17.3	
11/13/2015	MIN	@	IND	L	-	-	8	1	13	0	4	.000	0	2	.000	2	2	1.000	0	1	1	1	2	0	0	1	0	2	15.4	
11/15/2015	MIN	v	MEM	L	-	-	9	1	18	3	11	.273	0	2	.000	2	2	1.000	0	2	2	2	0	0	2	1	0	8	14.6	
11/17/2015	MIN	@	MIA	W	-	-	10	1	23	2	11	.182	0	4	.000	4	4	1.000	1	3	4	0	1	0	1	0	0	8	13.9	
11/18/2015	MIN	@	ORL	L	1	-	11	1	21	3	7	.429	1	2	.500	5	6	.833	0	4	4	1	0	0	1	0	0	12	13.7	
11/20/2015	MIN	v	DET	L	-	-	12	1	22	2	7	.286	0	0	---	4	4	1.000	0	7	7	1	1	0	0	0	0	8	13.3	
11/23/2015	MIN	v	PHI	W	-	G	13	2	32	4	11	.364	1	4	.250	2	2	1.000	0	1	1	0	0	0	1	1	0	11	13.1	
11/25/2015	MIN	v	ATL	W	-	G	14	3	23	3	12	.250	1	2	.500	4	7	.571	0	3	3	0	2	0	0	0	0	11	12.9	
11/27/2015	MIN	@	SAC	W	-	G	15	4	29	1	6	.167	1	4	.250	0	0	---	0	2	2	0	1	0	0	2	0	3	12.3	
11/29/2015	MIN	@	LAC	L	-	G	16	5	23	1	5	.200	0	0	---	0	0	---	0	3	3	0	3	0	1	0	0	2	11.6	
12/01/2015	MIN	v	ORL	L	-	G	17	6	23	4	9	.444	2	2	1.000	6	6	1.000	0	1	1	0	2	0	0	1	0	16	11.9	
12/05/2015	MIN	v	POR	L	-	G	18	7	24	3	6	.500	1	1	1.000	4	4	1.000	0	1	1	2	1	0	0	0	0	11	11.8	
12/07/2015	MIN	v	LAC	L	-	G	19	8	14	0	3	.000	0	1	.000	0	0	---	0	2	2	0	1	0	1	0	0	0	11.2	
12/09/2015	MIN	v	LAL	W	1	G	20	9	40	14	27	.519	6	9	.667	3	3	1.000	0	1	1	3	3	0	1	1	0	37	12.5	
12/11/2015	MIN	@	DEN	L	1	G	21	10	41	8	20	.400	2	7	.286	4	4	1.000	1	3	4	3	1	0	0	0	0	22	13.0	
12/13/2015	MIN	@	PHO	L	-	G	22	11	25	5	12	.417	2	5	.400	7	9	.778	1	2	3	1	1	0	1	1	0	19	13.2	
12/15/2015	MIN	v	DEN	L	-	G	23	12	22	1	8	.125	0	2	.000	0	0	---	0	0	0	3	2	0	0	0	0	2	12.7	
12/16/2015	MIN	@	NY	L	-	DNP																								
12/18/2015	MIN	v	SAC	W	-	-	24	12	16	1	4	.250	0	0	---	0	0	---	0	2	2	0	0	0	0	1	0	2	12.3	
12/20/2015	MIN	@	BRK	W	-	-	25	12	18	5	9	.556	3	4	.750	3	3	1.000	0	0	0	3	2	0	2	2	0	16	12.4	
12/21/2015	MIN	@	BOS	L	-	-	26	12	19	1	6	.167	1	1	1.000	0	0	---	0	0	0	0	2	0	1	0	1	3	12.1	
12/23/2015	MIN	v	SA	L	-	DNP																								
12/26/2015	MIN	v	IND	L	-	DNP																								
12/28/2015	MIN	@	SA	L	-	DNP																								
12/30/2015	MIN	v	UTA	W	-	DNP																								
12/31/2015	MIN	@	DET	L	-	DNP																								
01/02/2016	MIN	v	MIL	L	-	DNP																								
01/04/2016	MIN	@	PHI	L	-	DNP																								
01/06/2016	MIN	v	DEN	L	-	-	27	12	16	3	9	.333	1	3	.333	2	2	1.000	0	2	2	1	2	0	0	0	0	9	12.0	
01/08/2016	MIN	v	CLE	L	-	-	28	12	13	0	4	.000	0	1	.000	2	2	1.000	1	2	3	2	2	0	1	0	0	2	11.6	
01/10/2016	MIN	v	DAL	L	-	-	29	12	12	3	6	.500	0	2	.000	3	3	1.000	0	1	1	0	0	0	0	3	0	9	11.5	
01/12/2016	MIN	v	OKC	L	-	-	30	12	13	2	7	.286	0	2	.000	2	3	.667	0	0	0	2	1	0	1	0	0	6	11.3	
01/13/2016	MIN	@	HOU	L	-	-	31	12	29	6	10	.600	3	7	.429	7	8	.875	0	2	2	1	4	0	0	2	0	22	11.7	
01/15/2016	MIN	@	OKC	L	-	INA																								
01/17/2016	MIN	v	PHO	W	-	-	32	12	16	3	6	.500	1	3	.333	4	4	1.000	0	0	0	2	3	0	0	0	0	11	11.7	
01/19/2016	MIN	@	NO	L	-	-	33	12	13	1	5	.200	0	2	.000	0	0	---	1	0	1	0	1	0	0	3	0	2	11.4	
01/20/2016	MIN	@	DAL	L	1	-	34	12	14	3	6	.500	0	1	.000	3	3	1.000	0	1	1	1	2	0	0	0	0	9	11.3	
01/23/2016	MIN	v	MEM	W	-	-	35	12	14	3	6	.500	3	4	.750	2	2	1.000	2	2	4	1	1	0	0	1	0	11	11.3	
01/25/2016	MIN	@	CLE	L	-	DNP																								
01/27/2016	MIN	v	OKC	L	-	DNP																								
01/29/2016	MIN	@	UTA	L	-	DNP																								
01/31/2016	MIN	@	POR	L	-	DNP																								
02/02/2016	MIN	@	LAL	L	-	DNP																								
02/03/2016	MIN	@	LAC	W	-	DNP																								
02/06/2016	MIN	v	CHI	W	-	DNP																								
02/08/2016	MIN	v	NO	L	-	DNP																								
02/10/2016	MIN	v	TOR	W	-	DNP																								
02/19/2016	MIN	@	MEM	L	-	-	36	12	13	3	5	.600	2	3	.667	4	4	1.000	0	2	2	1	4	0	0	4	0	12	11.3	
02/20/2016	MIN	v	NY	L	-	-	37	12	12	0	2	.000	0	0	---	1	2	.500	1	2	3	0	0	0	1	1	0	1	11.0	
02/22/2016	MIN	v	BOS	W	-	-	38	12	14	1	3	.333	0	1	.000	3	4	.750	0	5	5	1	3	0	0	2	0	5	10.9	
02/24/2016	MIN	@	TOR	L	-	-	39	12	4	1	1	1.000	0	0	---	0	0	---	0	0	0	0	1	0	0	0	0	2	10.6	
02/27/2016	MIN	@	NO	W	-	DNP																								
02/28/2016	MIN	@	DAL	L	-	DNP																								
03/10/2016	SA	v	CHI	W	-	-	40	12	8	0	0	---	0	0	---	1	2	.500	0	0	0	0	0	0	1	0	0	1	10.4	
03/12/2016	SA	v	OKC	W	-	-	41	12	4	1	1	1.000	1	1	1.000	0	0	---	0	0	0	0	0	0	0	0	0	3	10.2	
03/15/2016	SA	v	LAC	W	-	-	42	12	12	2	5	.400	0	1	.000	2	2	1.000	0	1	1	0	1	0	0	1	0	6	10.1	
03/17/2016	SA	v	POR	W	-	-	43	12	21	3	9	.333	0	3	.000	2	3	.667	1	3	4	3	2	0	1	0	0	8	10.1	
03/19/2016	SA	v	GS	W	-	-	44	12	3	0	0	---	0	0	---	0	0													



# ANDRE MILLER



## MILLER BIO



# 24

**GUARD**

**6-3 | 200**

**17TH SEASON**

**UTAH**

**3/19/76**

**HOW ACQUIRED:** Signed by the Spurs on 2/29/16.

**2015-16:** Appeared in 39 total games, averaging 3.7 points, 2.2 assists and 1.3 rebounds in 11.8 minutes ... shot .557 (59-106) from the field and .750 (24-32) from the foul line ... saw action in 14 games for the Silver and Black, averaging 4.3 points, 2.2 assists and 2.1 rebounds in 13.9 minutes ... shot .479 (23-48) from the field and .692 (9-13) from the foul line ... scored in double figures twice for San Antonio ... made his Spurs debut on 3/2 vs. Detroit ... finished with a season-high 13 points (5-6 FG, 1-1 3FG, 2-2 FT), 5 assists and 2 rebounds in 25 minutes at Minnesota on 3/8 ... played in his 1,301st professional contest, totaling 11 points (4-7 FG, 3-3 FT), a season-high 8 rebounds and 2 assists in 19 minutes at Oklahoma City on 3/26 passing Ray Allen for 18th all-time in games played ... produced 8 points and 4 assists in 28 minutes at Memphis on 3/28 ... registered nine DNP-CDs ... was inactive for one game ... waived by the Timberwolves on 2/25 ... produced four double-figure scoring games ... handed out a team-best 7 assists in 14 minutes at LA Clippers on 2/3, the fourth time he's led the squad in assists ... tallied a season-high 12 points in 19 minutes at Sacramento on 11/27 ... posted season highs in assists (8), steals (3) and minutes (34) vs. Memphis on 11/15 ... contributed 11 points vs. Golden State on 11/12.

**CAREER NOTES:** Is in his 17th NBA season, his first with the Spurs ... signed by the Silver and Black on 2/29/16 ... San Antonio is his ninth NBA team ... has seen action with Cleveland (1999-2002), L.A. Clippers (2002-03), Denver (2003-07 and 2011-14), Philadelphia (2007-09), Portland (2009-11), Washington (2014-15), Sacramento (2014-15) and Minnesota (2015-16) ... was originally drafted eighth overall by the Cavaliers in the 1999 NBA Draft ... was named to the 2000 All-Rookie First Team ... has been named NBA Player of the Week four times ... among active players ranks in regular first in assists (8,524), sixth in games played (1,304) and seventh in steals (1,546) ... ranks ninth overall on the NBA's all-time assists list, 17th in games played and 35th in steals ... led the league in assists during the 2001-02 season, averaging 10.9 dimes per game ... has appeared in 1,304 NBA career games, 12.5 points, 6.5 assists, 3.7 rebounds and 1.19 steals in 30.9 minutes per game ... has appeared in 63 career playoff games, averaging 13.5 points, 4.3 assists and 3.7 rebounds in 30.0 minutes.

### NBA PLAYOFF STATISTICS

Year	TEAM	G	MINS	FGM-FGA	PCT	FG3-FG3A	PCT	FTM-FTA	FT%	OFF-DEF-TOT	R/G	AST	A/G	PF	DQ	STL	BLK	PTS	AVG
03-04	DEN	5	174	34-72	.472	0-2	.000	9-11	.818	15-8-23	4.6	16	3.2	16	0	8	0	77	15.4
04-05	DEN	5	184	28-66	.424	2-4	.500	23-32	.719	9-17-26	5.2	26	5.2	22	0	10	1	81	16.2
05-06	DEN	5	182	34-77	.442	0-0	---	14-17	.824	8-14-22	4.4	36	7.2	12	0	5	1	82	16.4
07-08	PHI	6	229	39-89	.438	0-3	.000	14-22	.636	7-12-19	3.2	20	3.3	12	0	5	0	92	15.3
08-09	PHI	6	258	48-101	.475	3-10	.300	28-34	.824	9-29-38	6.3	32	5.3	17	0	7	1	127	21.2
09-10	POR	6	210	30-74	.405	3-7	.429	31-40	.775	5-14-19	3.2	36	6.0	12	0	7	1	94	15.7
10-11	POR	6	194	33-67	.493	4-10	.400	19-24	.792	5-14-19	3.2	33	5.5	17	0	2	0	89	14.8
11-12	DEN	7	200	31-73	.425	4-7	.571	13-15	.867	14-25-39	5.6	42	6.0	19	0	9	1	79	11.3
12-13	DEN	6	154	29-69	.420	5-11	.455	21-27	.778	11-9-20	3.3	23	3.8	8	0	2	0	84	14.0
13-14	WAS	11	108	19-41	.463	1-3	.333	5-9	.556	2-9-11	1.0	9	0.8	12	0	3	0	44	4.0
TOTALS		63	1893	325-729	.446	22-57	.386	177-231	.766	85-151-236	3.7	273	4.3	147	0	58	5	849	13.5



# ANDRE MILLER GAME-BY-GAME


Andre Miller / San Antonio Spurs (Games with all teams)

DATE	TM	@	OPP	WL	O	P	G	GS	MIN	FG	FGA	FG%	FG3	FG3A	FG3%	FT	FTA	FT%	OREB	DREB	REB	AST	PF	DQ	STL	TO	BLK	PTS	PPG	
10/28/2015	MIN	@	LAL	W.	-	-	-	DNP																						
10/30/2015	MIN	@	DEN	W.	-	-	-	DNP																						
11/02/2015	MIN	v	POR	.L	-	-	-	DNP																						
11/05/2015	MIN	v	MIA	.L	-	-	1	0	4	0	0	---	0	0	---	0	0	---	0	0	0	1	0	0	1	0	0	0	0.0	
11/07/2015	MIN	@	CHI	W.	1	-	-	DNP																						
11/09/2015	MIN	@	ATL	W.	-	-	2	0	5	0	1	.000	0	0	---	0	0	---	0	0	0	1	1	0	1	1	0	0	0.0	
11/10/2015	MIN	v	CHA	.L	-	-	3	0	3	0	0	---	0	0	---	0	0	---	0	0	0	0	0	0	0	0	0	0	0.0	
11/12/2015	MIN	v	GS	.L	-	-	4	0	22	5	8	.625	0	0	---	1	2	.500	2	1	3	4	4	0	0	2	0	11	2.8	
11/13/2015	MIN	@	IND	.L	-	-	5	0	23	4	5	.800	0	0	---	2	2	1.000	1	3	4	5	5	0	1	3	0	10	4.2	
11/15/2015	MIN	v	MEM	.L	-	-	6	0	34	4	8	.500	0	1	.000	0	0	---	1	2	3	8	4	0	3	2	0	8	4.8	
11/17/2015	MIN	@	MIA	W.	-	-	-	DNP																						
11/18/2015	MIN	@	ORL	.L	1	-	-	DNP																						
11/20/2015	MIN	v	DET	.L	-	-	-	DNP																						
11/23/2015	MIN	v	PHI	W.	-	-	7	0	9	0	1	.000	0	0	---	0	0	---	0	1	1	4	1	0	0	2	0	0	4.1	
11/25/2015	MIN	v	ATL	W.	-	-	-	DNP																						
11/27/2015	MIN	@	SAC	W.	-	-	8	0	19	4	4	1.000	1	1	1.000	3	3	1.000	0	1	1	4	3	0	1	0	0	12	5.1	
11/29/2015	MIN	@	LAC	.L	-	-	9	0	21	4	7	.571	0	0	---	3	3	1.000	0	1	1	4	1	0	1	3	0	11	5.8	
12/01/2015	MIN	v	ORL	.L	-	-	-	DNP																						
12/05/2015	MIN	v	POR	.L	-	-	-	DNP																						
12/07/2015	MIN	v	LAC	.L	-	-	-	DNP																						
12/09/2015	MIN	v	LAL	W.	1	-	-	DNP																						
12/11/2015	MIN	@	DEN	.L	1	-	-	DNP																						
12/13/2015	MIN	@	PHO	.L	-	-	10	0	13	0	0	---	0	0	---	0	0	---	1	2	3	5	1	0	0	1	0	0	5.2	
12/15/2015	MIN	v	DEN	.L	-	-	11	0	9	1	3	.333	0	0	---	0	2	.000	0	0	0	1	2	0	0	0	0	2	4.9	
12/16/2015	MIN	@	NY	.L	-	-	12	0	9	0	1	.000	0	0	---	0	0	---	0	0	0	1	1	0	0	0	0	0	4.5	
12/18/2015	MIN	v	SAC	W.	-	-	13	0	5	1	1	1.000	0	0	---	0	0	---	0	0	0	1	1	0	0	0	0	2	4.3	
12/20/2015	MIN	@	BRK	W.	-	-	14	0	10	1	1	1.000	0	0	---	0	0	---	0	0	0	1	1	0	1	0	0	2	4.1	
12/21/2015	MIN	@	BOS	.L	-	-	15	0	3	0	1	.000	0	0	---	0	0	---	0	0	0	1	1	0	0	0	0	0	3.9	
12/23/2015	MIN	v	SA	.L	-	-	-	DNP																						
12/26/2015	MIN	v	IND	.L	-	-	-	DNP																						
12/28/2015	MIN	@	SA	.L	-	-	-	DNP																						
12/30/2015	MIN	v	UTA	W.	-	-	-	DNP																						
12/31/2015	MIN	@	DET	.L	-	-	-	DNP																						
01/02/2016	MIN	v	MIL	.L	-	-	-	DNP																						
01/04/2016	MIN	@	PHI	.L	-	-	16	0	11	3	3	1.000	0	0	---	3	3	1.000	0	1	1	2	0	0	0	1	0	9	4.2	
01/06/2016	MIN	v	DEN	.L	-	-	-	DNP																						
01/08/2016	MIN	v	CLE	.L	-	-	-	DNP																						
01/10/2016	MIN	v	DAL	.L	-	-	17	0	6	1	1	1.000	0	0	---	1	1	1.000	0	0	0	2	1	0	0	1	0	3	4.1	
01/12/2016	MIN	v	OKC	.L	-	-	-	DNP																						
01/13/2016	MIN	@	HOU	.L	-	-	-	DNP																						
01/15/2016	MIN	@	OKC	.L	-	-	18	0	6	0	1	.000	0	0	---	0	0	---	0	0	0	1	0	0	0	0	0	0	3.9	
01/17/2016	MIN	v	PHO	W.	-	-	19	0	4	0	0	---	0	0	---	1	2	.500	0	0	0	1	0	0	0	1	0	1	3.7	
01/19/2016	MIN	@	NO	.L	-	-	20	0	0	0	0	---	0	0	---	0	0	---	0	0	0	0	0	0	0	0	0	0	3.6	
01/20/2016	MIN	@	DAL	.L	1	-	-	DNP																						
01/23/2016	MIN	v	MEM	W.	-	-	-	DNP																						
01/25/2016	MIN	@	CLE	.L	-	-	-	DNP																						
01/27/2016	MIN	v	OKC	.L	-	-	-	DNP																						
01/29/2016	MIN	@	UTA	.L	-	-	-	DNP																						
01/31/2016	MIN	@	POR	.L	-	-	21	0	12	3	3	1.000	0	0	---	0	0	---	1	1	2	1	2	0	0	4	0	6	3.7	
02/02/2016	MIN	@	LAL	.L	-	-	22	0	6	1	2	.500	0	0	---	0	0	---	0	2	2	0	0	0	0	2	0	2	3.6	
02/03/2016	MIN	@	LAC	W.	-	-	23	0	14	1	2	.500	0	1	.000	1	1	1.000	0	0	0	7	2	0	0	2	0	3	3.6	
02/06/2016	MIN	v	CHI	W.	-	-	24	0	16	2	4	.500	0	1	.000	0	0	---	0	1	1	2	1	0	0	0	0	4	3.6	
02/08/2016	MIN	v	NO	.L	-	-	25	0	5	1	1	1.000	0	0	---	0	0	---	0	0	0	0	0	0	0	0	0	2	3.5	
02/10/2016	MIN	v	TOR	W.	-	-	26	0	11	0	0	---	0	0	---	0	0	---	0	2	2	1	0	0	0	0	0	0	3.4	
02/19/2016	MIN	@	MEM	.L	-	-	-	DNP																						
02/20/2016	MIN	v	NY	.L	-	-	-	DNP																						
02/22/2016	MIN	v	BOS	W.	-	-	-	DNP																						
02/24/2016	MIN	@	TOR	.L	-	-	-	DNP																						
03/02/2016	SA	v	DET	W.	-	-	27	0	8	0	0	---	0	0	---	0	0	---	1	1	2	2	2	0	0	0	0	0	3.3	
03/03/2016	SA	@	NO	W.	-	-	28	0	4	0	1	.000	0	0	---	0	0	---	0	1	1	0	0	0	0	0	0	0	3.1	
03/05/2016	SA	v	SAC	W.	-	-	29	0	7	2	2	1.000	0	0	---	0	0	---	0	0	0	0	1	0	0	1	0	4	3.2	
03/07/2016	SA	@	IND	.L	-	-	-	DNP																						
03/08/2016	SA	@	MIN	W.	-	G	30	1	25	5	6	.833	1	1	1.000	2	2	1.000	0	2	2	5	2	0	1	1	0	13	3.5	
03/10/2016	SA	v	CHI	W.	-	-	31	1	3	0	0	---	0	0	---	0	0	---	0	0	0	0	0	0	0	0	0	0	3.4	
03/12/2016	SA	v	OKC	W.	-	-	-	DNP																						
03/15/2016	SA	v	LAC	W.	-	-	32	1	4	0	0	---	0	0	---	0	0	---	0	2	2	1	0	0	0	0	0	0	3.3	
03/17/2016	SA	v	POR	W.	-	-	33	1	2	0	0	---	0	0	---	0	0	---	0	0	0	0	0	0	0	0	0	0	3.2	
03/19/2016	SA	v	GS	W.	-	-	-	DNP																						
03/21/2016	SA	@	CHA	.L	-	-	-	DNP																						
03/23/2016	SA	v	MIA																											

# PATTY MILLS



## MILLS BIO



# 8

**GUARD**

**6-0 | 180**

**SEVENTH SEASON**

**ST. MARY'S**

**8/11/1988**

**HOW ACQUIRED:** Signed by the Spurs on 3/27/12.

**2015-16:** Appeared in a team-high 81 games, averaging 8.5 points, 2.8 assists and 2.0 rebounds in 20.5 minutes ... shot .425 (260-612) from the field, .384 (123-320) from three-point range and .810 (47-58) from the foul line ... ranked second in the NBA in three-pointers made off the bench (118) ... scored in double figures 26 times, including three games with 20-or-more ... led the team in steals 11 times and in assist on 10 occasions ... handed out five-or-more assists in 12 games and had 12 games with at least 2 steals ... tallied a season-high 22 points (9-11 FG, 3-4 3FG) with 3 rebounds and 3 assists in 22 minutes vs. Los Angeles Lakers on 12/11 ... produced a season-high tying 22 points (9-13 FG, 3-4 3FG, 1-1 FT) to go along with 5 assists and 4 rebounds in 21 minutes vs. Orlando on 2/1 ... connected on a career-high tying six three-pointers, finishing with 21 points, 5 assists and 3 rebounds in 23 minutes at Phoenix on 2/21 ... netted 17 points (7-11 FG, 3-5 3FG) to go along with 7 assists, a season-high tying 6 rebounds and 2 steals in 31 minutes at Orlando on 2/10 ... recorded 15 points and a team-high 7 assists in 26 minutes at LA Lakers on 2/19 ... recorded 15 points, a team-high 6 assists and 5 rebounds in 23 minutes vs. LA Clippers on 3/15 ... registered 9 points, a team-high 8 assists and season-high 4 steals in 23 minutes at Sacramento on 11/9 ... recorded 17 points (7-15 FG, 3-6 3FG) and 6 rebounds with 3 assists in 25 minutes vs. Denver on 11/18 ... totaled 17 points (6-12 FG, 3-4 3FG, 2-2 FT), 2 rebounds and 2 assists in 21 minutes vs. Portland on 3/17 ... registered 17 points (7-10 FG, 3-4 3FG) and 4 assists in 22 minutes at Memphis on 3/28 ... produced 15 points (6-9 FG, 3-6 3FG), 4 assists, 2 rebounds and 2 steals in 19 minutes vs. Charlotte on 11/7 ... posted 15 points (6-10 FG, 3-3 3FG), 4 rebounds and 2 assists in 18 minutes at L.A. Lakers on 1/22 ... posted 16 points (6-8 FG, 2-2 3FG, 2-3 FT) and 4 rebounds in 15 minutes at Dallas on 2/5 ... produced 17 points, 4 rebounds and 2 assists in 22 minutes at Indiana on 3/7 ... missed one game due to rest (3/25).

**CAREER NOTES:** Is in his seventh NBA season, his fifth with the Spurs ... signed by San Antonio on 3/27/12 ... re-signed with the team on 7/13/12 and 7/12/14 ... originally selected by the Portland Trail Blazers in the second round of the 2009 NBA Draft with the 55th overall pick ... spent two seasons with the Trail Blazers ... has appeared in 361 NBA games, averaging 7.5 points, 1.9 assists and 1.5 rebounds in 15.9 minutes ... a career .389 (445-1,143) shooter from long range ... ranks ninth on the Spurs all-time three-pointers made list (396) ... has appeared in 52 playoff games, averaging 5.2 points, 1.2 rebounds and 1.0 assist in 10.4 minutes ... has also played professionally in China and Australia ... member of the Australian National Team since 2007 ... played for the Boomers in the 2008 Olympic Games in Beijing ... was the only collegiate basketball player competing in the 2008 Olympic Games ... the youngest player in the history of Australia to compete in the Olympic Games in basketball ... in six games he averaged a team-best 14.2 points per game while coming off the bench in each game ... scored 20 points in the quarterfinals against the United States while recording 3 assists and 2 steals in 28 minutes ... helped the Boomers qualify for the 2012 Olympics by capturing the 2011 FIBA Oceanic Championship ... was the leading scorer in the 2012 Olympics in London, averaging 21.2 points ... helped guide the Boomers to the second round ... posted a tournament-high 39 points (9-15 FG, 5-7 3FG, 6-6) vs. Great Britain ... led the Boomers to a first place finish at the 2013 FIBA Oceania Championship ... recently helped Australia qualify for the 2016 Olympic Games by winning the 2015 FIBA Oceania Championship.

### NBA PLAYOFF STATISTICS

Year	TEAM	G	MIN	FGM-FGA	PCT	FG3-FG3A	PCT	FTM-FTA	FT%	OFF-DEF-TOT	R/G	AST	A/G	PF	DQ	STL	BLK	PTS	AVG
09-10	POR	3	12	2-4	.500	1-1	1.000	1-1	1.000	0-0-0	0.0	3	1.0	1	0	0	0	6	2.0
10-11	POR	2	5	0-2	.000	0-1	.000	0-0	---	0-1-1	0.5	0	0.0	0	0	0	0	0	0.0
11-12	SA	8	31	6-11	.545	3-5	.600	0-0	---	1-2-3	0.4	5	0.6	2	0	1	0	15	1.9
12-13	SA	9	31	5-10	.500	2-7	.286	0-0	---	1-2-3	0.3	2	0.2	2	0	0	0	12	1.3
13-14	SA	23	351	63-141	.447	32-79	.405	10-13	.769	3-32-35	1.5	33	1.4	31	0	17	1	168	7.3
14-15	SA	7	112	21-42	.500	16-28	.571	13-13	1.000	4-15-19	2.7	8	1.1	15	0	2	0	71	10.1
TOTALS		52	542	97-210	.462	54-121	.446	24-27	.889	9-52-61	1.2	51	1.0	51	0	20	1	272	5.2



# PATTY MILLS GAME-BY-GAME

Patty Mills / San Antonio Spurs


DATE	TM	@	OPP	WL	O	P	G	GS	MIN	FG	FGA	FG%	FG3	FG3A	FG3%	FT	FTA	FT%	OREB	DREB	REB	AST	PF	DQ	STL	TO	BLK	PTS	PPG
10/28/2015	SA	@	OKC	.L	-	-	1	0	22	3	7	.429	2	3	.667	1	2	.500	0	3	3	2	3	0	0	0	0	9	9.0
10/30/2015	SA	v	BRK	W.	-	-	2	0	18	4	6	.667	3	5	.600	0	0	---	1	2	3	3	0	0	0	0	0	11	10.0
11/01/2015	SA	@	BOS	W.	-	-	3	0	21	3	3	1.000	2	2	1.000	0	0	---	0	1	1	1	1	0	0	2	0	8	9.3
11/02/2015	SA	@	NY	W.	-	-	4	0	25	2	6	.333	1	3	.333	0	0	---	0	2	2	2	1	0	2	1	0	5	8.3
11/04/2015	SA	@	WAS	.L	-	-	5	0	21	2	4	.500	0	2	.000	0	0	---	0	1	1	1	3	0	0	2	0	4	7.4
11/07/2015	SA	v	CHA	W.	-	-	6	0	19	6	9	.667	3	6	.500	0	0	---	0	2	2	4	3	0	2	1	0	15	8.7
11/09/2015	SA	@	SAC	W.	-	-	7	0	23	4	11	.364	1	5	.200	0	0	---	1	0	1	8	0	0	4	1	0	9	8.7
11/11/2015	SA	@	POR	W.	-	-	8	0	18	3	3	1.000	1	1	1.000	0	0	---	0	1	1	1	0	0	0	1	0	7	8.5
11/14/2015	SA	v	PHI	W.	-	-	9	0	21	2	11	.182	1	6	.167	0	0	---	0	1	1	1	0	0	3	1	0	5	8.1
11/16/2015	SA	v	POR	W.	-	-	10	0	21	2	8	.250	0	2	.000	0	0	---	1	2	3	3	0	0	1	1	0	4	7.7
11/18/2015	SA	v	DEN	W.	-	-	11	0	25	7	15	.467	3	6	.500	0	0	---	0	6	6	3	0	0	1	1	1	17	8.5
11/20/2015	SA	@	NO	.L	-	-	12	0	22	4	9	.444	3	5	.600	0	0	---	0	1	1	3	1	0	2	3	1	11	8.8
11/21/2015	SA	v	MEM	W.	-	-	13	0	20	1	4	.250	1	4	.250	0	0	---	1	1	2	1	2	0	0	1	0	3	8.3
11/23/2015	SA	v	PHO	W.	-	-	14	0	28	4	8	.500	2	5	.400	0	0	---	0	0	0	1	2	0	3	2	0	10	8.4
11/25/2015	SA	v	DAL	W.	-	-	15	0	17	1	7	.143	1	5	.200	0	0	---	0	2	2	0	2	0	2	0	0	3	8.1
11/27/2015	SA	@	DEN	W.	-	-	16	0	21	4	7	.571	1	4	.250	0	0	---	0	3	3	1	3	0	1	2	0	9	8.1
11/28/2015	SA	v	ATL	W.	-	-	17	0	20	5	6	.833	3	4	.750	0	0	---	0	1	1	1	3	0	1	0	0	13	8.4
11/30/2015	SA	@	CHI	.L	-	-	18	0	17	2	8	.250	0	2	.000	0	0	---	0	0	0	1	0	0	0	0	0	4	8.2
12/02/2015	SA	v	MIL	W.	-	-	19	0	22	5	11	.455	3	6	.500	0	0	---	0	3	3	3	0	0	0	0	0	13	8.4
12/03/2015	SA	@	MEM	W.	-	-	20	0	20	2	6	.333	0	3	.000	0	0	---	0	2	2	2	2	0	2	2	0	4	8.2
12/05/2015	SA	v	BOS	W.	-	-	21	0	26	4	8	.500	1	4	.250	0	0	---	1	3	4	2	1	0	0	0	0	9	8.2
12/07/2015	SA	@	PHI	W.	-	-	22	0	12	2	3	.667	0	1	.000	0	0	---	0	1	1	4	0	0	0	0	0	4	8.0
12/09/2015	SA	@	TOR	.L	-	-	23	0	22	1	5	.200	1	3	.333	0	0	---	1	1	2	6	0	0	1	1	0	3	7.8
12/11/2015	SA	v	LAL	W.	-	-	24	0	22	9	11	.818	3	4	.750	1	2	.500	0	3	3	3	0	0	1	1	0	22	8.4
12/12/2015	SA	@	ATL	W.	-	-	25	0	24	2	7	.286	0	4	.000	3	3	1.000	0	3	3	5	1	0	1	1	0	7	8.4
12/14/2015	SA	v	UTA	W.	-	-	26	0	15	4	6	.667	3	4	.750	0	0	---	2	1	3	2	1	0	1	1	0	11	8.5
12/16/2015	SA	v	WAS	W.	-	-	27	0	19	4	8	.500	0	2	.000	3	3	1.000	0	0	0	1	1	0	1	0	0	11	8.6
12/18/2015	SA	v	LAC	W.	-	-	28	0	24	3	9	.333	2	5	.400	0	0	---	0	2	2	2	2	0	0	1	1	8	8.5
12/21/2015	SA	v	IND	W.	-	-	29	0	20	4	8	.500	1	4	.250	1	2	.500	0	0	0	4	1	0	0	0	0	10	8.6
12/23/2015	SA	@	MIN	W.	-	-	30	0	20	3	9	.333	0	3	.000	0	0	---	1	2	3	1	1	0	1	3	0	6	8.5
12/25/2015	SA	@	HOU	.L	-	-	31	0	19	1	5	.200	1	5	.200	0	0	---	0	5	5	3	0	0	1	0	0	3	8.3
12/26/2015	SA	v	DEN	W.	-	-	32	0	23	3	8	.375	2	4	.500	0	0	---	1	1	2	3	1	0	1	1	0	8	8.3
12/28/2015	SA	v	MIN	W.	-	-	33	0	19	4	7	.571	1	4	.250	2	2	1.000	0	0	0	4	0	0	1	1	0	11	8.4
12/30/2015	SA	v	PHO	W.	-	-	34	0	17	3	5	.600	1	2	.500	0	0	---	0	1	1	2	1	0	1	1	0	7	8.4
01/02/2016	SA	v	HOU	W.	-	-	35	0	21	3	10	.300	3	9	.333	0	0	---	0	0	0	3	0	0	1	0	0	9	8.4
01/04/2016	SA	@	MIL	W.	-	G	36	1	28	3	7	.429	3	5	.600	1	2	.500	0	1	1	5	3	0	0	1	0	10	8.4
01/06/2016	SA	v	UTA	W.	-	G	37	2	23	0	4	.000	0	2	.000	0	0	---	0	0	0	2	0	0	1	0	0	0	8.2
01/08/2016	SA	v	NY	W.	-	-	38	2	16	0	1	.000	0	1	.000	2	2	1.000	0	0	0	3	1	0	0	0	0	2	8.0
01/11/2016	SA	@	BRK	W.	-	-	39	2	16	1	4	.250	0	2	.000	0	0	---	0	0	0	2	0	0	0	1	0	2	7.9
01/12/2016	SA	@	DET	W.	-	-	40	2	16	1	7	.143	0	1	.000	0	0	---	0	3	3	1	1	0	1	0	0	2	7.7
01/14/2016	SA	v	CLE	W.	-	-	41	2	13	2	4	.500	2	2	1.000	0	0	---	0	1	1	2	1	0	0	0	0	6	7.7
01/17/2016	SA	v	DAL	W.	-	-	42	2	16	2	4	.500	0	2	.000	2	2	1.000	0	2	2	0	3	0	0	2	0	6	7.6
01/21/2016	SA	@	PHO	W.	-	-	43	2	19	3	10	.300	2	3	.667	0	0	---	1	0	1	3	2	0	2	1	0	8	7.7
01/22/2016	SA	@	LAL	W.	-	-	44	2	18	6	10	.600	3	3	1.000	0	0	---	0	4	4	2	1	0	0	0	0	15	7.8
01/25/2016	SA	@	GS	.L	-	-	45	2	16	1	5	.200	1	3	.333	0	0	---	0	0	0	2	2	0	0	3	0	3	7.7
01/27/2016	SA	v	HOU	W.	-	-	46	2	15	4	9	.444	1	3	.333	0	0	---	0	3	3	4	1	0	0	2	0	9	7.7
01/30/2016	SA	@	CLE	.L	-	-	47	2	21	2	6	.333	0	3	.000	0	0	---	0	0	0	2	3	0	0	1	0	4	7.7
02/01/2016	SA	v	ORL	W.	-	-	48	2	21	9	13	.692	3	4	.750	1	1	1.000	0	4	4	5	1	0	1	1	0	22	8.0
02/03/2016	SA	v	NO	W.	-	-	49	2	24	3	6	.500	2	2	1.000	0	0	---	0	3	3	4	1	0	1	0	0	8	8.0
02/05/2016	SA	@	DAL	W.	-	-	50	2	15	6	8	.750	2	2	1.000	2	3	.667	0	4	4	0	2	0	0	0	0	16	8.1
02/06/2016	SA	v	LAL	W.	-	-	51	2	22	5	15	.333	3	11	.273	0	0	---	0	3	3	4	2	0	0	1	0	13	8.2
02/09/2016	SA	@	MIA	W.	-	-	52	2	16	2	6	.333	2	5	.400	2	3	.667	1	2	3	1	1	0	1	0	0	8	8.2
02/10/2016	SA	@	ORL	W.	-	-	53	2	31	7	11	.636	3	5	.600	0	1	.000	4	2	6	7	2	0	2	1	1	17	8.4
02/18/2016	SA	@	LAC	.L	-	-	54	2	25	4	10	.400	1	4	.250	0	0	---	0	1	1	2	2	0	1	0	0	9	8.4
02/19/2016	SA	@	LAL	W.	-	-	55	2	26	6	13	.462	3	7	.429	0	0	---	0	1	1	7	0	0	1	3	0	15	8.5
02/21/2016	SA	@	PHO	W.	-	-	56	2	23	6	13	.462	6	9	.667	3	4	.750	0	3	3	5	3	0	0	1	0	21	8.7
02/24/2016	SA	@	SAC	W.	-	-	57	2	19	3	6	.500	1	3	.333	0	0	---	0	0	0	3	0	0	1	1	0	7	8.7
02/25/2016	SA	@	UTA	W.	-	-	58	2	17	4	5	.800	3	4	.750	0	1	.000	0	1	1	1	0	0	0	1	0	11	8.7
02/27/2016	SA	@	HOU	W.	-	-	59	2	21	1	4	.250	0	2	.000	0	0	---	0	1	1	2	2	0	0	1	0	2	8.6
03/02/2016	SA	v	DET	W.	-	-	60	2	18	3	8	.375	1	2	.500	0	0	---	0	2	2	7	1	0	1	0			



# TONY PARKER



## PARKER BIO



# 9

**GUARD**

**6-2 | 185**

**15TH SEASON**

**FRANCE**

**5/17/1982**

**HOW ACQUIRED:** First round pick in 2001 NBA Draft, 28th overall selection

**2015-16:** Started in 72 games ... averaged 11.9 points, 5.3 assists and 2.4 steals in 27.5 minutes ... shot .493 (350-710) from the field, .415 (27-65) from three-point range and .760 (130-171) from the foul line ... scored in double figures 48 times, including 10 games with 20-or-more and one game with 30-plus ... registered three point/assist double-doubles ... handed out 10-more-assists four times and registered 12 games with 2-or-more steals ... led the team in scoring eight times, in assists 39 times and in steals on 10 occasions ... ranked second among guards in the NBA in field goal percentage (.493) ... passed David Robinson for No. 2 in franchise history in minutes played vs. Los Angeles Clippers on 3/15 ... set the record with Tim Duncan and Manu Ginobili for all-time most regular season wins by a trio in NBA history (541) at Boston on 11/1 ... tallied a season-high 31 points (13-19 FG, 1-1 3FG, 4-5 FT) to go along with 4 rebounds and 3 assists in 32 minutes at Detroit on 1/12 ... totaled 18 points (7-13 FG, 4-4 FT), a season-high 16 assists and 2 steals in 27 minutes vs. Portland on 3/17 ... netted 20 points (10-16 FG), 12 rebounds and 4 rebounds in 32 minutes vs. Chicago on 3/10 ... notched 25 points (9-14 FG, 7-8 FT) and 9 assists in 32 minutes vs. Denver on 11/18 ... produced a team-high 25 points (9-16 FG, 7-7 FT) with 6 assists in 32 minutes at LA Lakers on 2/19 ... registered 20 points (10-13 FG), a team-high 8 assists and 3 steals in 32 minutes vs. Phoenix on 11/23 ... totaled 16 points (7-11 FG, 2-2 FT), 8 rebounds and a team-high 8 assists in 35 minutes vs. Dallas on 11/25 ... became the 34th player in NBA history to surpass 6,000 assists when he dished out 3 assists to go along with 16 points and 2 rebounds in 25 minutes vs. Philadelphia on 11/14 ... had 17 points (8-12 FG), 7 rebounds and 5 assists in 24 minutes at Memphis on 12/3 ... Inactive vs. L.A. Lakers on 12/11 ... tallied 18 points (7-9 FG, 1-2 3FG, 3-3 FT) to go along with 5 assists in 21 minutes vs. Utah on 12/14 ... recorded his first double-double of the season with 10 points and 10 assists in 26 minutes vs. Washington on 12/16 ... tallied 21 points (8-15 FG, 3-3 3FG, 2-2 FT) and 3 assists in 31 minutes vs. Los Angeles Clippers on 12/18 ... passed Scottie Pippen for 30th in all-time assists when he dished out 7 assists to go along with 12 points, 3 rebounds and a season-high 4 steals in 23 minutes vs. Phoenix on 12/30 ... posted 16 points, 8 assists and 5 rebounds in 32 minutes vs. New York on 1/8 ... totaled a game-high 24 points with 4 rebounds, 2 assists and 3 steals in 35 minutes vs. Cleveland on 1/14 ... notched a team-high 23 points (11-17 FG, 1-3 3FG) to go along with 6 assists and 3 rebounds in 31 minutes at Sacramento on 2/24 ... recorded a team-high 19 points (8-15 FG, 1-2 3FG, 2-2 FT) to go along with 7 assists, 5 rebounds and 2 blocks in 36 minutes at Charlotte on 3/21 ... sat out three games with right hip soreness (1/4-1/6 and 1/21) ... missed one game with a sprained left ankle (2/10) ... missed one game with a left toe contusion (3/8) ... sat out five games due to rest.

**CAREER NOTES:** Is in his 15th NBA season, all with the Spurs ... selected by San Antonio in the first round of the 2001 NBA Draft with the 28th overall pick ... the 2007 NBA Finals MVP ... has been named to the All-NBA Second Team the past three seasons ... an All-NBA Third Team selection in 2008-09 ... a seven-time NBA All-Star ... named the Gazzetta dello Sport European Player of the Year in 2008 ... named the 2003 Champion of

French Champions by the French newspaper L'Equipe (the first basketball player ever to receive the award) ... on 10/30/01 vs. the L.A. Clippers became the youngest player ever to appear in a game with the Spurs making his NBA debut at 19 years and 166 days of age ... is the Spurs all-time leader and ranks fifth among active players in assists (6,349) ... among Spurs all-time leaders ranks second in games played (1,080), fourth in points (17,884), fourth in field goals made (7,121) and free throws made (3,169), sixth in steals (970) and seventh in three-point field goals made (473)... in his NBA career has appeared in 1,080 regular season games, averaging 16.6 points, 5.9 assists and 2.9 rebounds in 32.1 minutes ... is the Spurs all-time playoff leader in assists (1,059) ... among Spurs all-time playoff leaders ranks second in points (3,781), games (203), field goals made (1,504) and steals (186), fourth in rebounds (620) and free throws made (669) ... has seen action in 203 playoff games, averaging 18.6 points, 5.2 assists and 3.1 rebounds in 35.5 minutes ... among active NBA playoff career leaders ranks second in assists (1,059), third in games played (203), fourth in minutes played (7,216), points (3,781) and field goals made (1,504) and sixth in steals (186) ... appeared in more playoff games before his 24th birthday than any player in NBA history (a total of 77 ... Kobe Bryant is second on the list seeing action in 66 postseason games before his 24th birthday)... has been a member of the French National Team since 2001 ... played for France in the 2001, 2003, 2005, 2007, 2011, 2013 and 2015 European Championships ... averaged 11.9 points and 2.9 assists in seven games as France finished third in the 2005 European Championship ... in the bronze medal game had 25 points and 5 assists as France beat Spain to claim its first medal in the European Championships since 1959 ... in the 2007 European Championship averaged 20.1 points, 3.3 rebounds and 2.8 assists in 30.9 minutes in nine games ... helped lead France to a second place finish in the 2011 European Championship, earning a spot in the 2012 Olympics ... earned All-Tournament honors, averaging 22.1 points, 4.4 assists and 3.5 rebounds 35.0 minutes ... led France to the second round of the 2012 Olympics, averaging 15.2 points, 3.2 assists and 2.8 rebounds in 30.2 minutes in six games ... earned MVP honors at the 2013 European Championship leading France to their first ever gold medal ... averaged 19.0 points, 3.3 assists and 2.1 rebounds in 29.6 minutes in 11 games ... in the semifinal game vs. Spain finished with a tournament-high 32 points ... was a member of France's Junior National Team in the European Junior Championships in both 1998 and 2000 ... played in the French minors in 1997-98 and 1998-99 before signing with Paris Saint Germain Racing in 1999 (the team changed its name to Paris Basket Racing prior to the 2000-01 season).

### NBA PLAYOFF STATISTICS

Year	TEAM	G	MINS	FGM-FGA	PCT	FTM-FTA	FT%	FG3-FG3A	PCT	OFF-DEF-TOT	R/G	AST	A/G	PF	DQ	STL	BLK	PTS	AVG
01-02	SA	10	341	62-136	.456	21-28	.750	10-27	.370	5-24-29	2.9	4.0	4.0	22	0	9	1	155	15.5
02-03	SA	24	814	135-335	.403	67-94	.713	15-56	.268	8-58-66	2.8	8.5	3.5	51	0	22	3	352	14.7
03-04	SA	10	386	72-168	.429	23-35	.657	17-43	.395	5-16-21	2.1	7.0	7.0	15	0	13	1	184	18.4
04-05	SA	23	858	166-366	.454	55-87	.632	9-48	.188	13-53-66	2.9	10.0	4.3	69	0	17	2	396	17.2
05-06	SA	13	475	104-226	.460	64-79	.810	2-9	.222	8-39-47	3.6	5.0	3.8	31	0	13	1	274	21.1
06-07	SA	20	751	168-350	.480	72-106	.679	7-21	.333	14-53-67	3.4	11.5	5.8	34	0	22	0	415	20.8
07-08	SA	17	654	152-306	.497	70-93	.753	7-20	.350	10-53-63	3.7	10.3	6.1	37	1	16	1	381	22.4
08-09	SA	5	181	59-108	.546	22-31	.710	3-14	.214	1-20-21	4.2	3.4	6.8	13	0	6	1	143	28.6
09-10	SA	10	335	73-154	.474	25-42	.595	2-3	.667	9-29-38	3.8	5.4	5.4	20	0	6	0	173	17.3
10-11	SA	6	221	43-93	.462	31-41	.756	1-8	.125	1-15-16	2.7	3.1	5.2	10	0	8	2	118	19.7
11-12	SA	14	506	102-225	.453	71-88	.807	7-21	.333	8-42-50	3.6	9.5	6.8	23	0	13	0	282	20.1
12-13	SA	21	765	167-365	.458	87-112	.777	11-31	.355	14-54-68	3.2	14.6	7.0	26	0	24	3	432	20.6
13-14	SA	23	719	168-346	.486	51-70	.729	13-35	.371	5-40-45	2.0	11.1	4.8	37	0	15	2	400	17.4
14-15	SA	7	210	33-91	.363	10-17	.588	0-9	.000	4-19-23	3.3	2.5	3.6	14	0	2	0	76	10.9
TOTALS		203	7216	1504-3269	.460	669-923	.725	104-345	.301	105-515-620	3.1	10.59	5.2	402	1	186	17	3781	18.6



# TONY PARKER GAME-BY-GAME


Tony Parker / San Antonio Spurs

DATE	TM	@	OPP	WL	O	P	G	GS	MIN	FG	FGA	FG%	FG3	FG3A	FG3%	FT	FTA	FT%	OREB	DREB	REB	AST	PF	DQ	STL	TO	BLK	PTS	PPG
10/28/2015	SA	@	OKC	.L	-	G	1	1	26	5	11	.455	0	0	---	0	0	---	0	3	3	3	5	0	0	2	0	10	10.0
10/30/2015	SA	v	BRK	W.	-	G	2	2	24	5	8	.625	0	0	---	0	0	---	0	1	1	4	3	0	0	1	0	10	10.0
11/01/2015	SA	@	BOS	W.	-	G	3	3	27	3	6	.500	0	0	---	0	0	---	1	3	4	1	2	0	0	3	0	6	8.7
11/02/2015	SA	@	NY	W.	-	G	4	4	29	7	12	.583	0	0	---	2	2	1.000	0	1	1	3	0	0	0	0	0	16	10.5
11/04/2015	SA	@	WAS	.L	-	G	5	5	30	6	11	.545	1	1	1.000	4	5	.800	0	2	2	4	1	0	1	3	0	17	11.8
11/07/2015	SA	v	CHA	W.	-	G	6	6	25	2	5	.400	0	0	---	3	6	.500	0	1	1	6	1	0	2	4	0	7	11.0
11/09/2015	SA	@	SAC	W.	-	G	7	7	21	6	10	.600	1	1	1.000	0	0	---	0	1	1	2	1	0	0	2	0	13	11.3
11/11/2015	SA	@	POR	W.	-	G	8	8	30	5	8	.625	0	0	---	1	2	.500	0	1	1	5	3	0	1	0	0	11	11.3
11/14/2015	SA	v	PHI	W.	-	G	9	9	25	5	10	.500	0	0	---	6	6	1.000	1	1	2	3	0	0	1	4	0	16	11.8
11/16/2015	SA	v	POR	W.	-	G	10	10	28	4	9	.444	0	1	.000	2	2	1.000	0	0	0	7	2	0	3	0	0	10	11.6
11/18/2015	SA	v	DEN	W.	-	G	11	11	32	9	14	.643	0	1	.000	7	8	.875	0	2	2	9	1	0	0	3	0	25	12.8
11/20/2015	SA	@	NO	.L	-	G	12	12	32	3	10	.300	0	0	---	4	4	1.000	0	5	5	5	3	0	1	0	0	10	12.6
11/21/2015	SA	v	MEM	W.	-	G	13	13	32	6	10	.600	0	0	---	6	6	1.000	0	1	1	3	1	0	1	2	1	18	13.0
11/23/2015	SA	v	PHO	W.	-	G	14	14	32	10	13	.769	0	0	---	0	2	.000	0	1	1	8	4	0	3	4	0	20	13.5
11/25/2015	SA	v	DAL	W.	-	G	15	15	35	7	11	.636	0	0	---	2	2	1.000	0	8	8	8	0	0	0	1	0	16	13.7
11/27/2015	SA	@	DEN	W.	-	G	16	16	25	6	7	.857	1	1	1.000	0	2	.000	0	1	1	5	2	0	0	2	1	13	13.6
11/28/2015	SA	v	ATL	W.	-	G	17	17	22	5	9	.556	0	1	.000	1	1	1.000	0	3	3	6	0	0	1	2	1	11	13.5
11/30/2015	SA	@	CHI	.L	-	G	18	18	31	6	12	.500	0	1	.000	1	2	.500	0	1	1	9	1	0	0	0	0	13	13.4
12/02/2015	SA	v	MIL	W.	-	G	19	19	18	2	6	.333	1	1	1.000	3	4	.750	0	1	1	3	1	0	2	1	0	8	13.2
12/03/2015	SA	@	MEM	W.	-	G	20	20	24	8	12	.667	0	0	---	1	2	.500	3	4	7	5	2	0	0	1	0	17	13.4
12/05/2015	SA	v	BOS	W.	-	G	21	21	27	5	8	.625	0	0	---	0	0	---	0	1	1	6	4	0	0	4	0	10	13.2
12/07/2015	SA	@	PHI	W.	-	G	22	22	17	5	8	.625	0	0	---	2	2	1.000	0	4	4	6	0	0	0	0	0	12	13.1
12/09/2015	SA	@	TOR	.L	-	G	23	23	30	2	7	.286	0	2	.000	0	0	---	1	3	4	3	1	0	2	1	0	4	12.7
12/11/2015	SA	v	LAL	W.	-	INA																							
12/12/2015	SA	@	ATL	W.	-	G	24	24	24	4	7	.571	0	0	---	0	0	---	1	2	3	4	3	0	1	1	1	8	12.5
12/14/2015	SA	v	UTA	W.	-	G	25	25	21	7	9	.778	1	2	.500	3	3	1.000	0	1	1	5	1	0	1	0	0	18	12.8
12/16/2015	SA	v	WAS	W.	-	G	26	26	26	5	13	.385	0	2	.000	0	0	---	2	2	4	10	2	0	1	3	1	10	12.7
12/18/2015	SA	v	LAC	W.	-	G	27	27	31	8	15	.533	3	3	1.000	2	2	1.000	1	0	1	3	2	0	1	1	0	21	13.0
12/21/2015	SA	v	IND	W.	-	G	28	28	28	7	12	.583	0	1	1.000	0	0	---	0	1	1	4	2	0	0	0	0	15	13.0
12/23/2015	SA	@	MIN	W.	-	G	29	29	24	6	11	.545	2	3	.667	0	0	---	0	2	2	6	2	0	0	2	0	14	13.1
12/25/2015	SA	@	HOU	.L	-	G	30	30	29	1	7	.143	0	1	.000	0	0	---	0	2	2	3	1	0	1	3	0	2	12.7
12/26/2015	SA	v	DEN	W.	-	G	31	31	25	6	12	.500	1	1	1.000	0	0	---	0	4	4	0	0	0	2	0	0	13	12.7
12/28/2015	SA	v	MIN	W.	-	G	32	32	31	2	9	.222	0	2	.000	8	12	.667	0	4	4	7	1	0	0	2	1	12	12.7
12/30/2015	SA	v	PHO	W.	-	G	33	33	23	5	8	.625	1	1	1.000	1	3	.333	0	3	3	7	1	0	4	1	0	12	12.7
01/02/2016	SA	v	HOU	W.	-	G	34	34	27	0	6	.000	0	2	.000	2	2	1.000	0	4	4	10	1	0	0	2	0	2	12.4
01/04/2016	SA	@	MIL	W.	-	INA																							
01/06/2016	SA	v	UTA	W.	-	INA																							
01/08/2016	SA	v	NY	W.	-	G	35	35	32	7	16	.438	0	2	.000	2	2	1.000	0	5	5	8	1	0	0	1	0	16	12.5
01/11/2016	SA	@	BRK	W.	-	G	36	36	25	2	7	.286	0	0	---	2	2	1.000	0	1	1	4	0	0	1	2	0	6	12.3
01/12/2016	SA	@	DET	W.	-	G	37	37	32	13	19	.684	1	1	1.000	4	5	.800	1	3	4	3	3	0	1	3	0	31	12.8
01/14/2016	SA	v	CLE	W.	-	G	38	38	35	11	18	.611	0	2	.000	2	4	.500	0	4	4	2	1	0	3	1	1	24	13.1
01/17/2016	SA	v	DAL	W.	-	G	39	39	25	0	4	.000	0	0	---	2	2	1.000	0	5	5	7	2	0	2	1	0	2	12.8
01/21/2016	SA	@	PHO	W.	-	INA																							
01/22/2016	SA	@	LAL	W.	-	G	40	40	22	5	11	.455	0	1	.000	0	1	.000	0	1	1	2	2	0	0	1	0	10	12.7
01/25/2016	SA	@	GS	.L	-	G	41	41	18	2	6	.333	1	1	1.000	0	0	---	0	1	1	3	4	0	1	3	0	5	12.5
01/27/2016	SA	v	HOU	W.	-	G	42	42	23	7	13	.538	0	0	---	1	1	1.000	0	3	3	7	2	0	0	1	0	15	12.6
01/30/2016	SA	@	CLE	.L	-	G	43	43	24	5	10	.500	0	0	---	3	4	.750	0	4	4	6	1	0	0	3	0	13	12.6
02/01/2016	SA	v	ORL	W.	-	G	44	44	25	1	4	.250	0	0	---	1	2	.500	1	2	3	6	1	0	0	3	0	3	12.4
02/03/2016	SA	v	NO	W.	-	G	45	45	30	1	2	.500	0	0	---	0	0	---	0	2	2	8	2	0	0	3	0	2	12.2
02/05/2016	SA	@	DAL	W.	-	G	46	46	25	4	8	.500	1	2	.500	0	0	---	0	2	2	2	1	0	0	3	0	9	12.1
02/06/2016	SA	v	LAL	W.	-	G	47	47	26	7	13	.538	0	0	---	0	0	---	0	2	2	4	2	0	1	3	0	14	12.1
02/09/2016	SA	@	MIA	W.	-	G	48	48	28	3	10	.300	0	0	---	1	1	1.000	0	2	2	5	0	0	2	0	0	7	12.0
02/10/2016	SA	@	ORL	W.	-	DNP																							
02/18/2016	SA	@	LAC	.L	-	G	49	49	28	6	13	.462	1	3	.333	1	2	.500	0	1	1	4	4	0	1	2	0	14	12.1
02/19/2016	SA	@	LAL	W.	-	G	50	50	32	9	16	.563	0	0	---	7	7	1.000	1	0	1	6	0	0	1	2	0	25	12.3
02/21/2016	SA	@	PHO	W.	-	G	51	51	27	8	18	.444	1	2	.500	5	8	.625	0	2	2	4	4	0	0	0	0	22	12.5
02/24/2016	SA	@	SAC	W.	-	G	52	52	31	11	17	.647	1	3	.333	0	0	---	0	3	3	6	0	0	0	4	0	23	12.7
02/25/2016	SA	@	UTA	W.	-	G	53	53	31	5	12	.417	2	2	1.000	4	4	1.000	1	2	3	6	1	0	0	1	0	16	12.8
02/27/2016	SA	@	HOU	W.	-	G	54	54	33	5	10	.500	2	2	1.000	3	4	.750	0	1	1	4	3	0	0	2	0	15	12.8
03/02/2016	SA	v	DET	W.	-	G	55	55	27	4	7	.571	0	2	.000	2	2	1.000	0	3	3	4	2	0	0	3	0	10	12.8
03/03/2016	SA	@	NO	W.	-	G	56	56	24																				

# JONATHON SIMMONS



## SIMMONS BIO



# 17

**FORWARD**

**6-6 | 195**

**ROOKIE**

**HOUSTON**

**9/14/1989**

**HOW ACQUIRED:** Signed by the Spurs on 7/22/15.

**2015-16:** Appeared in 55 games, averaging 6.0 points, 1.7 rebounds and 1.1 assists in 14.8 minutes ... shot .504 (122-242) from the field, .383 (18-47) from long range and .750 (69-92) from the charity stripe ... scored in double figures 10 times ... led the team in scoring once and in steals on four occasions ... Ranked eighth among NBA rookies in free-throw percentage and 18th in scoring ... posted a season-high 19 points (7-14 FG, 5-9 FT), 7 rebounds, 2 assists and 2 steals in 31 minutes at Dallas on 4/13 ... posted a team-high tying 17 points (7-11 FG, 1-1 3FG, 2-4 FT) in 29 minutes at Oklahoma City on 3/26 ... finished with 15 points (5-7 FG, 5-5 FT) and 5 rebounds in a season-best 35 minutes at Denver on 4/8 ... posted back-to-back games in double figures ... recorded 18 points (6-7 FG, 6-7 FT) with 3 rebounds in 20 minutes at Milwaukee on 1/4 ... tallied 13 points (5-7 FG, 2-4 3FG, 1-1 FT) in 17 minutes vs. Utah on 1/6 ... posted 14 points (5-7 FG, 2-2 3FG, 2-2 FT), 2 rebounds and 2 assists in 15 minutes vs. Dallas on 1/17 ... recorded 13 points in 25 minutes at Phoenix on 1/21 ... produced 12 points to go along with 2 rebounds and 2 steals in 27 minutes at Denver on 11/27 ... posted 14 points to go along with 4 rebounds and 2 assists in 24 minutes at Philadelphia on 12/7 ... posted 10 points and 4 rebounds in 23 minutes at Miami on 2/9 ... was inactive for 19 games ... registered eight DNP-CDs.

**CAREER NOTES:** : Is in his first NBA season ... signed by the Spurs on 7/22/15 ... has spent the last two seasons with the Austin Spurs, San Antonio's NBA Development League team ... made the team after attending an open tryout in Austin in 2013 ... appeared in 94 total games, averaging 12.7 points, 4.4 rebounds and 2.6 assists while shooting .505 (446-883) from the field ... named to the 2015 NBA D-League All-Defensive Third Team ... played on the Spurs 2015 Summer League team in Las Vegas where he helped lead the team to the Summer League Championship, averaging 17.0 points, 4.0 rebounds, 3.0 assists and 1.71 steals in 24.6 minutes while shooting .519 (41-79) from the field in seven games ... was named MVP of the championship game, finishing with a team-high 23 points (7-14 FG, 9-12 FT), 3 rebounds, 3 assists and 2 steals in 24 minutes ... played one season (2011-12) at the University of Houston, appearing in all 30 games and leading the Cougars in scoring as a junior, averaging 14.7 points to go with 5.0 rebounds and 2.2 assists while shooting .512 (154-301) from the floor ... attended Midland Junior College in 2009-10 and Paris Junior College in 2008-09.






# DAVID WEST



## WEST BIO



# 30

**FORWARD**

**6-9 | 240**

**13TH SEASON**

**XAVIER**

**8/29/80**

**HOW ACQUIRED:** Signed with the Spurs as a free agent on 7/17/15.

**2015-16:** Appeared in 78 games. Including 19 starts, averaging 7.1 points, 4.0 rebounds and 1.8 assists in 18.0 minutes ... Shot career-best .545 (244-448) from the field and .788 (63-80) from the foul line ... scored in double figures 19 times ... pulled down 10-plus rebounds on two occasions and registered one double-double on the season ... led the team in scoring once, rebounding five times in assists on seven occasions ... produced a season-high 18 points (7-9 FG, 4-4 FT) to go along with 4 rebounds, 3 assists and 2 steals in 31 minutes at Minnesota on 3/8 ... posted his first double-double of the season with 14 points (7-8 FG) and 13 rebounds in 25 minutes vs. Utah on 1/6 ... recorded 17 points with 6 rebounds and 3 assists in 24 minutes at Oklahoma City on 3/26 ... posted 17 points (6-12 FG, 5-6 FT), 7 rebounds, 2 assists and a career-high tying 5 blocks in 32 minutes at Denver on 4/8 ... recorded 11 points (4-5 FG, 3-4 FT) and a season-high 7 assists in 24 minutes at Golden State on 4/7 ... produced 14 points (6-10 FG, 2-2 FT) to go along with 5 rebounds, 5 assists and 2 blocks in 27 minutes vs. New Orleans on 2/3 ... pulled down 10 rebounds in 29 minutes vs. Golden State on 4/10 ... tallied 9 points, a team-high 9 rebounds and 6 assists in 29 minutes vs. Charlotte on 11/7 ... posted 10 points, 5 assists and 4 rebounds vs. Philadelphia on 11/14 ... produced 13 points (6-8 FG, 1-3 FT) to go along with 5 rebounds in 23 minutes at Minnesota on 12/23 ... registered 10 points (5-8 FG), 6 assists, 4 rebounds and a season-high 4 blocks in 26 minutes vs. Denver on 12/26 ... posted 13 points (5-7 FG, 3-3 FT) and 5 rebounds in 18 minutes vs. Cleveland on 1/14 ... registered 12 points (6-8 FG) and 5 rebounds in 19 minutes at Golden State on 1/25 ... netted 6 points, 8 rebounds, 5 assists and 3 blocks in a season-high 30 minutes vs. Los Angeles Lakers on 2/6 ... posted 12 points (4-6 FG, 1-1 3FG, 3-3 FT), 4 rebounds and 4 assists in 18 minutes at LA Clippers on 2/18 ... netted 12 points, 3 rebounds, 3 assists and 2 steals in 27 minutes vs. Sacramento on 3/5 ... registered two DNP-CDs ... missed two games due to rest (3/30 and 4/13).

**CAREER NOTES:** Is in his 13th NBA season, his first with the Spurs ... signed by the Silver and Black on 7/17/15 ... San Antonio is his third NBA team ... spent his first eight NBA seasons with the New Orleans Hornets (2003-11) and four seasons with the Indiana Pacers (2011-15) ... was originally drafted 18th overall by the Hornets in the 2003 NBA Draft ... a two-time NBA All-Star (2008, 2009) ... has appeared in 893 NBA career games, 14.8 points, 6.9 rebounds and 2.2 assists in 30.6 minutes .... holds career shooting percentages of .492 (5,352-10,889) from the field and .819 (2,468-3,013) from the free throw line ... has appeared in 73 career playoff games, averaging 15.6 points, 7.3 rebounds and 2.5 assists in 35.2 minutes ... has recorded 172 career double-doubles, with a career high of 29 in both the 2007-08 and 2008-09 seasons ... posted his first career triple-double with 14 points, 12 rebounds and a career-high-tying 10 assists vs. Charlotte on 1/12/13.

### NBA PLAYOFF STATISTICS

Year	TEAM	G	MINS	FGM-FGA	PCT	FG3-FG3A	PCT	FTM-FTA	FT%	OFF-DEF-TOT	R/G	AST	A/G	PF/DQ	ST	TO	BLK	PTS	AVG
03-04	NOH	7	112	15-28	.536	0-0	.000	11-13	.846	8-22-30	4.3	8	1.1	10-0	2	7	4	41	5.9
07-08	NOH	12	485	102-219	.466	1-2	.500	49-55	.891	21-81-102	8.5	34	2.8	32-0	13	21	23	254	21.2
08-09	NOH	5	178	32-80	.400	0-0	---	26-29	.897	5-32-37	7.4	6	1.2	19-1	5	14	2	90	18.0
11-12	IND	11	416	66-148	.446	0-0	---	36-44	.818	21-73-94	8.5	22	2.0	33-0	8	17	6	168	15.3
12-13	IND	19	689	115-249	.462	0-3	.000	72-94	.766	41-103-144	7.6	39	2.1	54-0	13	45	15	302	15.9
13-14	IND	19	687	121-245	.494	2-10	.200	43-61	.705	24-104-128	6.7	75	3.9	57-1	14	43	15	287	15.1
<b>TOTALS</b>		<b>73</b>	<b>2568</b>	<b>451-969</b>	<b>.465</b>	<b>3-15</b>	<b>.200</b>	<b>237-296</b>	<b>.801</b>	<b>120-415-535</b>	<b>7.3</b>	<b>184</b>	<b>2.5</b>	<b>205-2</b>	<b>55</b>	<b>147</b>	<b>65</b>	<b>1142</b>	<b>15.6</b>



# DAVID WEST GAME-BY-GAME

David West / San Antonio Spurs

DATE	TM	@	OPP	WL	O	P	G	GS	MIN	FG	FGA	FG%	FG3	FG3A	FG3%	FT	FTA	FT%	OREB	DREB	REB	AST	PF	DQ	STL	TO	BLK	PTS	PPG
10/28/2015	SA	@	ORC	.L	-	-	1	0	18	4	7	.571	0	0	---	0	0	---	1	1	2	1	1	0	0	1	0	8	8.0
10/30/2015	SA	v	BRK	W.	-	-	2	0	14	1	4	.250	0	0	---	0	0	---	0	3	3	0	2	0	0	2	0	2	5.0
11/01/2015	SA	@	BOS	W.	-	-	3	0	9	1	1	1.000	0	0	---	0	0	---	2	0	2	0	2	0	0	2	0	2	4.0
11/02/2015	SA	@	NY	W.	-	-	4	0	7	1	1	1.000	0	0	---	0	0	---	1	1	2	3	0	0	1	1	0	2	3.5
11/04/2015	SA	@	WAS	.L	-	-	5	0	12	1	1	1.000	0	0	---	0	0	---	0	2	2	1	2	0	0	1	0	2	3.2
11/07/2015	SA	v	CHA	W.	-	-	6	0	29	4	7	.571	0	1	.000	1	2	.500	1	8	9	6	2	0	0	1	0	9	4.2
11/09/2015	SA	@	SAC	W.	-	-	7	0	19	4	5	.800	0	0	---	0	0	---	0	6	6	2	3	0	1	2	0	8	4.7
11/11/2015	SA	@	POR	W.	-	-	8	0	13	2	5	.400	0	0	---	0	0	---	0	3	3	2	2	0	0	2	1	4	4.6
11/14/2015	SA	v	PHI	W.	-	-	9	0	17	4	8	.500	0	0	---	2	2	1.000	1	3	4	5	3	0	0	2	1	10	5.2
11/16/2015	SA	v	POR	W.	-	-	10	0	10	1	4	.250	0	0	---	0	0	---	1	3	4	4	2	0	0	0	1	2	4.9
11/18/2015	SA	v	DEN	W.	-	-	11	0	16	4	5	.800	0	0	---	1	1	1.000	0	3	3	2	1	0	0	2	0	9	5.3
11/20/2015	SA	@	NO	.L	-	-	12	0	11	2	2	1.000	0	0	---	1	2	.500	1	1	2	0	2	0	0	0	1	5	5.3
11/21/2015	SA	v	MEM	W.	-	-	F 13	1	25	3	5	.600	0	0	---	2	4	.500	0	5	5	1	4	0	0	3	1	8	5.5
11/23/2015	SA	v	PHO	W.	-	-	F 14	2	22	2	7	.286	0	0	---	1	1	1.000	1	2	3	1	1	0	3	1	0	5	5.4
11/25/2015	SA	v	DAL	W.	-	-	15	2	12	3	3	1.000	1	1	1.000	1	2	.500	0	2	2	0	2	0	0	1	0	8	5.6
11/27/2015	SA	@	DEN	W.	-	-	16	2	19	0	4	.000	0	0	---	2	2	1.000	1	5	6	1	0	0	2	2	0	2	5.4
11/28/2015	SA	v	ATL	W.	-	-	17	2	8	1	2	.500	0	0	---	0	0	---	0	0	0	0	0	0	0	0	0	2	5.2
11/30/2015	SA	@	CHI	.L	-	-	18	2	15	1	5	.200	0	0	---	0	0	---	1	2	3	1	3	0	0	0	1	2	5.0
12/02/2015	SA	v	MIL	W.	-	-	19	2	18	2	6	.333	0	0	---	0	0	---	1	7	8	2	0	0	2	0	2	4	4.9
12/03/2015	SA	@	MEM	W.	-	-	20	2	7	3	5	.600	0	0	---	0	0	---	1	0	1	0	2	0	1	1	0	6	5.0
12/05/2015	SA	v	BOS	W.	-	-	21	2	14	4	4	1.000	0	0	---	2	3	.667	2	4	6	1	2	0	0	1	1	10	5.2
12/07/2015	SA	@	PHI	W.	-	-	22	2	9	3	3	1.000	0	0	---	0	0	---	2	2	4	3	1	0	2	0	0	6	5.3
12/09/2015	SA	@	TOR	.L	-	-	23	2	17	4	6	.667	0	0	---	2	3	.667	0	3	3	1	2	0	0	2	0	10	5.5
12/11/2015	SA	v	LAL	W.	-	-	24	2	18	2	4	.500	0	0	---	0	0	---	0	3	3	2	3	0	1	1	0	4	5.4
12/12/2015	SA	@	ATL	W.	-	-	25	2	12	1	1	1.000	0	0	---	0	0	---	0	3	3	1	1	0	1	1	0	2	5.3
12/14/2015	SA	v	UTA	W.	-	-	26	2	16	2	6	.333	0	0	---	4	5	.800	1	2	3	1	2	0	0	2	0	8	5.4
12/16/2015	SA	v	WAS	W.	-	-	C 27	3	25	4	7	.571	0	0	---	1	2	.500	3	7	10	1	3	0	1	0	2	9	5.5
12/18/2015	SA	v	LAC	W.	-	-	28	3	14	2	6	.333	0	0	---	0	0	---	0	4	4	1	5	0	1	1	0	4	5.5
12/21/2015	SA	v	IND	W.	-	-	29	3	17	3	5	.600	0	0	---	1	1	1.000	0	5	5	1	1	0	0	1	2	7	5.5
12/23/2015	SA	@	MIN	W.	-	-	30	3	23	6	8	.750	0	0	---	1	3	.333	3	2	5	1	1	0	0	0	1	13	5.8
12/25/2015	SA	@	HOU	.L	-	-	31	3	12	1	4	.250	0	1	.000	0	0	---	1	3	4	1	0	0	1	0	0	2	5.6
12/26/2015	SA	v	DEN	W.	-	-	C 32	4	26	5	8	.625	0	0	---	0	0	---	0	4	4	6	1	0	1	0	4	10	5.8
12/28/2015	SA	v	MIN	W.	-	-	C 33	5	27	4	8	.500	0	0	---	3	3	1.000	0	2	2	0	1	0	0	1	0	11	5.9
12/30/2015	SA	v	PHO	W.	-	-	C 34	6	20	2	6	.333	0	0	---	0	0	---	1	4	5	2	3	0	1	0	1	4	5.9
01/02/2016	SA	v	HOU	W.	-	-	35	6	21	5	6	.833	0	0	---	0	0	---	0	1	1	2	3	0	0	0	0	10	6.0
01/04/2016	SA	@	MIL	W.	-	-	36	6	15	5	9	.556	0	0	---	0	0	---	0	1	1	3	0	0	1	0	1	10	6.1
01/06/2016	SA	v	UTA	W.	-	-	C 37	7	25	7	8	.875	0	0	---	0	0	---	2	11	13	4	3	0	1	1	0	14	6.3
01/08/2016	SA	v	NY	W.	-	-	38	7	16	2	6	.333	0	0	---	2	2	1.000	2	2	4	2	3	0	0	0	3	6	6.3
01/11/2016	SA	@	BRK	W.	-	-	39	7	15	4	5	.800	0	0	---	0	0	---	0	2	2	1	1	0	1	2	0	8	6.4
01/12/2016	SA	@	DET	W.	-	-	DNP																						
01/14/2016	SA	v	CLE	W.	-	-	40	7	18	5	7	.714	0	0	---	3	3	1.000	3	2	5	1	1	0	0	0	0	13	6.5
01/17/2016	SA	v	DAL	W.	-	-	41	7	14	4	8	.500	0	0	---	0	1	.000	1	4	5	4	1	0	0	1	1	8	6.6
01/21/2016	SA	@	PHO	W.	-	-	C 42	8	19	3	4	.750	0	0	---	2	2	1.000	0	4	4	3	1	0	2	0	1	8	6.6
01/22/2016	SA	@	LAL	W.	-	-	F 43	9	24	4	8	.500	0	0	---	0	0	---	1	6	7	1	2	0	1	0	1	8	6.6
01/25/2016	SA	@	GS	.L	-	-	C 44	10	19	6	8	.750	0	0	---	0	0	---	0	5	5	1	2	0	0	1	0	12	6.8
01/27/2016	SA	v	HOU	W.	-	-	45	10	15	2	2	1.000	0	0	---	0	0	---	0	2	2	1	0	0	2	0	0	4	6.7
01/30/2016	SA	@	CLE	.L	-	-	C 46	11	24	4	6	.667	0	0	---	0	0	---	1	2	3	1	2	0	0	0	0	8	6.7
02/01/2016	SA	v	ORL	W.	-	-	47	11	17	3	5	.600	0	0	---	0	0	---	0	3	3	1	4	0	0	2	0	6	6.7
02/03/2016	SA	v	NO	W.	-	-	C 48	12	27	6	10	.600	0	0	---	2	2	1.000	1	4	5	5	1	0	0	0	2	14	6.9
02/05/2016	SA	@	DAL	W.	-	-	C 49	13	10	1	3	.333	0	0	---	2	2	1.000	0	1	1	1	4	0	0	1	0	4	6.8
02/06/2016	SA	v	LAL	W.	-	-	C 50	14	30	3	6	.500	0	0	---	0	0	---	2	6	8	5	4	0	0	0	3	6	6.8
02/09/2016	SA	@	MIA	W.	-	-	C 51	15	23	2	4	.500	0	0	---	2	2	1.000	1	2	3	3	4	0	0	1	1	6	6.8
02/10/2016	SA	@	ORL	W.	-	-	52	15	12	2	4	.500	0	0	---	0	0	---	1	1	2	0	1	0	0	2	1	4	6.7
02/18/2016	SA	@	LAC	.L	-	-	53	15	18	4	6	.667	1	1	1.000	3	3	1.000	0	4	4	4	0	0	1	2	0	12	6.8
02/19/2016	SA	@	LAL	W.	-	-	54	15	13	4	6	.667	0	0	---	0	0	---	1	1	2	4	3	0	0	0	1	8	6.8
02/21/2016	SA	@	PHO	W.	-	-	55	15	14	3	7	.429	0	0	---	0	0	---	2	1	3	2	0	0	2	1	1	6	6.8
02/24/2016	SA	@	SAC	W.	-	-	56	15	19	5	8	.625	0	0	---	0	0	---	0	8	8	1	1	0	2	3	0	10	6.9
02/25/2016	SA	@	UTA	W.	-	-	57	15	18	3	5	.600	0	0	---	0	0	---	2	1	3	1	1	0	0	1	1	6	6.9
02/27/2016	SA	@	HOU	W.	-	-	58	15	16	3	4	.750	0	0	---	0	0	---	1	0	1	2	1	0	2	0	0	6	6.8
03/02/2016	SA	v	DET	W.	-	-	59	15	16	2	7	.286	0	0	---	0	0	---	0	2	2	0	2	0	0	1	1	4	6.8
03/03/2016	SA	@	NO	W.	-	-	60	15	14	2	7	.286	0	0	---	1	1	1.000	0	5	5								






# GREGG POPOVICH

## HEAD COACH/PRESIDENT OF SPURS BASKETBALL

Is in his 20th season as the Spurs head coach ... the longest tenured coach with the same team among the 122 NBA, NFL, NHL and MLB franchises ... has led the Spurs to five NBA Championships (1999, 2003, 2005, 2007 and 2014) ... one of five coaches in history with five-or-more NBA Championships (along with Phil Jackson, Red Auerbach, John Kundla and Pat Riley) ... he and Eric Spoelstra are the only two active coaches with multiple NBA titles ... finished the 2015-16 season with a career mark of 1,089-485 ... career winning percentage of .692 ranks third in NBA history (behind Jackson and Billy Cunningham) ... ranks eighth in NBA history in career victories and first among active coaches ... his 1,089 wins with one team ranks second all-time in NBA history behind Jerry Sloan (1,127) ... posted his 1,000th career win at Indiana on February 9, 2015 ... his 152 playoff wins rank third in NBA history (behind Jackson and Riley) and his playoff career winning percentage of .618 (152-94) is the third-best in league history ... named NBA Coach of the Year in 2003, 2012 and 2014 ... has led San Antonio to the NBA's best regular season record five times (1998-99, 2000-01, 2002-03, 2011-12 and 2013-14) ... the Western Conference All-Star coach in 2005, 2011, 2013 and 2016 ... has been the NBA Coach of the Month 16 times, the most in league annals ... the Spurs all-time leader in both regular season and playoff wins ... a 1970 graduate of the United States Air Force Academy with a degree in Soviet studies ... played four seasons at the Air Force Academy ... as a senior was the team's captain and leading scorer ... following his graduation in 1970 served his five-year military commitment ... during that time toured Eastern Europe and the Soviet Union as a member of the U.S. Armed Forces Team ... selected to represent the U.S. on the national AAU Team touring the Soviet Union ... in 1972 was the captain of the Armed Forces team, which won the AAU Championship ... earned an invitation to the 1972 U.S. Olympic Team Training Camp ... in 1973 returned to the Air Force Academy as an assistant coach ... spent six years at Air Force during which time he obtained his master's degree in physical education and sports sciences from the University of Denver ... in 1979 was named the head coach at Pomona-Pitzer in Claremont, California ... spent the next eight seasons at Pomona ... during the 1985-86 season led the team to its first conference championship in 68 years and to a berth in the NCAA Division III Tournament ... while at Pomona was an active member of the school's academic community, working as an associate professor, chairing the college's Student Life committee, serving on the Women's Commission and even – for one year – living in a dorm with his family ... moved to the NBA in July of 1988, joining the Spurs as an assistant coach as a member of Larry Brown's staff ... spent the next four seasons in San Antonio with a Spurs team that won a pair of Midwest Division titles ... in the summer of 1992 was named an assistant coach on Don Nelson's staff with Golden State ... spent the next two seasons with the Warriors ... returned to San Antonio on May 31, 1994, as the Spurs executive vice president of basketball operations/general manager (served as GM for eight seasons before turning the job over to R.C. Buford on July 1, 2002) ... named the Spurs head coach in December of 1996 ... served as an assistant coach for USA Basketball's Men's Senior Team for three consecutive summers (at the 2002 World Basketball Championship, the 2003 FIBA America Men's Olympic Qualifying Tournament and the 2004 Olympic Games) ... a very active member of the San Antonio community ... in 1991 teamed with Frank Martin to create the Spurs Youth Basketball League ... today the league plays at 75 locations in San Antonio and through-out South Texas ... over 15,000 boys and girls, ages 7 to 16, played in the league in 2011-12 ... prior to every game, each participant takes a pledge, promising to remain drug and alcohol free while showing good sportsmanship and fair play ... the league was honored with a Daily Point of Light Award by President Bush in February of 1992... is involved in several charities in the San Antonio area including the San Antonio Food Bank, Roy Maas' Youth Alternatives, Boys and Girls Club and The Miracle League ... honored by the Air Force Academy with its Distinguished Graduate Award in 2007 ... he and his wife Erin have been blessed with two children, Micky and Jill.





# SPURS ASSISTANT COACHES

## ETTORE MESSINA ASSISTANT COACH



In his second season on the bench for the Spurs ... named one of the Euroleague's 10 Greatest All-Time Coaches in 2008 ... has earned numerous coaching accolades throughout his career including European Coach of the Year in 1998, Euroleague Coach of the Year in 2006 and 2008, and Italian Coach of the Year in 1990, 1993, 1998, 2001 and 2005 ... spent the last two years as the head coach of the CSKA Moscow in the Russian League, his second stint with the team ... served as a coaching consultant for the L.A. Lakers in 2011-12 ... prior to making the move to the NBA, spent four seasons (2005-2009) at the helm of CSKA Moscow where he led the team to two Euroleague Championships (2006, 2008) and four Russian SuperLeague titles (2006-2009) ... served as a coach in the Italian League for over 15 years ... earned two Euroleague Championships (1998 and 2001) as well as several Italian championships with Virtus Bologna, where he had two stints as head coach (1989-1993, 1997-2002) ... was at the helm of Benetton Treviso from 2002-2005, guiding the team to an Italian championship in 2003 ... a native of Catania, Italy ... served as head coach of the senior men's Italian national basketball team (1993-1997), where he led Italy to the silver medal at the 1997 European Championship.

## IME UDOKA ASSISTANT COACH



Now in his fourth season with the Spurs as an assistant coach ... served as the head coach of the Spurs Las Vegas Summer League in 2013 and 2014 ... spent three seasons as a player with the Silver and Black from 2007-09 and the 2010-11 campaign ... enjoyed a seven-year NBA career ... played for the L.A. Lakers in 2003-04, the New York Knicks in 2005-06, the Portland Trail Blazers in 2006-07 and the Sacramento Kings in 2009-10 ... went undrafted out of college ... spent time in the NBA Development League and played internationally in Spain and France ... was named to the All-NBA D-League First Team and was also the recipient of Jason Collier Sportsmanship Award in 2005-06 ... began his college career at Eastern Utah and spent a year at the University of San Francisco before finishing at Portland State ... late father was of Ibibio descent and was born in Nigeria ... played for the Nigerian National Team in multiple tournaments, including the 2005 African Championship, the 2006 FIBA World Championship, and the 2011 African Championship where he helped lead Nigeria to a bronze medal.

## JAMES BORREGO ASSISTANT COACH



Currently in the first season of his second stint on the Spurs bench ... spent seven seasons with the organization from 2003-10 ... began as an assistant video coordinator in the summer of 2003 and finished his tenure as an assistant coach ... spent three seasons with the Orlando Magic as an assistant coach ... was named interim head coach midway during the 2014-15 season ... prior to joining the Magic spent two seasons as an assistant coach with the New Orleans Hornets (2010-12) ... has participated in the NBA's Basketball Without Borders program in both Tokyo, Japan and Buenos Aires, Argentina as well as NBA Camp Cuba in 2015... played collegiately at the University of San Diego from 1998-2001 ... began his coaching career at his alma mater, serving as an assistant from 2001-03 ... earned a bachelor's degree in English and a master's degree in leadership studies from USD ... born and raised in Albuquerque, N.M., he led Albuquerque Academy to a pair of state championships ... he and his wife, Megan, have a daughter, Grace, and two sons, Zachary and Nicholas.

## **CHIP ENGELLAND** **ASSISTANT COACH**



In his 11th season as a Spurs assistant coach ... a sought after speaker, clinician and advisor on shooting technique for numerous NBA players including Steve Kerr, Grant Hill and Shane Battier ... served as a shooting consultant with the Pistons during the 1999–2000 season ... was director of player development for the Nuggets for two seasons before joining the Spurs ... served as a ball boy for John Wooden's 1975 NCAA Championship UCLA team ... in 1979 led Los Angeles in scoring while at Pacific Palisades High School ... lettered four seasons at Duke University ... team captain for Mike Krzyzewski's 1982-83 Blue Devil squad ... spent nine years playing professionally in the Philippines, Canada and the CBA ... in 1995 founded In-Net Corporation to establish his "Chip Shots" basketball camps to help players of all ages improve their shooting ... he and wife, Jessica, have two sons, Press and Path.

## **CHAD FORCIER** **ASSISTANT COACH**



Is currently in his ninth season with the Spurs after joining the team in the summer of 2007 ... his coaching career began with an internship in 1992 (while still in college) with the Seattle SuperSonics ... spent five seasons with the Sonics, working for head coach George Karl ... from 1994-97 served as varsity assistant coach and JV head coach at Lake Washington High School in Kirkland, Washington ... in 1997 was named an assistant coach at Oregon State University ... spent three seasons at OSU before moving to the University of Portland where he served as an assistant coach during the 2000-01 season ... was an assistant coach for Rick Carlisle for six seasons: two with the Detroit Pistons (2001-03) and four with the Indiana Pacers (2003-07) ... graduated from Seattle Pacific University in 1995 ... his brother, Todd, is the Sports Performance Coach for the Portland Trail Blazers.

## **BECKY HAMMON** **ASSISTANT COACH**



Enters her second season as an assistant coach with the Spurs ... served as the head coach of the Spurs 2015 Las Vegas Summer League team where she guided the squad to the summer league championship ... retired following the 2014 WNBA season after a 16-year playing career ... played eight seasons for the San Antonio Stars (2007-14) and eight seasons for the New York Liberty (1999-2006) ... in WNBA history, ranks eighth in total points, second in three-point field goals made, fourth in assists, sixth in games played, 11th in total minutes, second in free-throw percentage, and 11th in free throws made and 13th in field goals made ... ended her career as the Stars all-time leader in assists, points per game and three-point field goals made ... a six-time WNBA All-Star ... named one of the WNBA's Top 15 Players of all time in July of 2011 ... voted to the All-WNBA First Team twice and to the All-WNBA Second Team on two occasions ... was the top vote-getter for the Stars All-Decade Team in 2012 ... in 2008, led the Stars to their only WNBA Finals appearance in franchise history ... played collegiately at Colorado State (1995-99) where she was a three-time All-American and the 1999 Naismith Award winner.

## **R.C. BUFORD**

### **PRESIDENT OF SPORTS FRANCHISES**



Named president of sports franchises for Spurs Sports and Entertainment (SS&E) in July 2008 ... in his current position serves as the general manager of the San Antonio Spurs, while overseeing the sports administration for the other three teams in the SS&E family (the Austin Spurs, the San Antonio Stars, and the San Antonio Rampage) ... is in his 24th season with the Spurs ... started his coaching career at the University of Kansas in 1983, where he was assistant coach for the team that won the 1988 NCAA Championship as well as the 1985-86 squad that advanced to the Final Four ... joined the Spurs as an assistant coach, and during his four seasons with the Spurs, the team won back-to-back Midwest Division titles in 1990 and 1991 ... joined the Los Angeles Clippers in 1992 as first assistant coach ... also served as an assistant coach at the University of Florida during the 1993-94 season, making school history - the team advanced to the Final Four for the first time ... returned to the Spurs in 1994 as the team's head scout, and became the Spurs director of scouting in 1997 ... was promoted to vice president and assistant general manager in the summer of 1999, and named the Spurs general manager in July of 2002 ... played collegiate basketball at Texas A&M University and Oklahoma State before receiving his degree from Friends University ... is involved in the NBA Basketball Without Borders Africa Camp, and serves on the Board of Directors of PeacePlayers International ... in 2015, he became an Advisory board member for Fuqua/Coach K Center on Leadership & Ethics (COLE) at Duke University ... he and his wife, Beth are both active with the Juvenile Diabetes Research Foundation as well ... they have a son, Chase, a daughter, C.C., and in 2004 and 2007 they welcomed Alexis Wangmene (through the Basketball Without Borders program in Johannesburg), and Samer Jasser (through PeacePlayers International) to their family.

## **SCOTT LAYDEN**

### **ASSISTANT GENERAL MANAGER**



In his fourth season with the Spurs as assistant general manager ... has over 30 years of experience in the NBA ... before joining the Spurs spent seven seasons with the Utah Jazz as an assistant coach, his second stint with the Jazz ... began his professional career in basketball in 1980 serving as an assistant coach at Fairleigh Dickinson University, before making the move to the NBA as an administrative assistant and scout with the Jazz in 1981 ... in February of 1982 he was elevated to assistant coach, where he remained until being named the Jazz's director of player personnel in 1989 ... was named director of basketball operations in 1992, before being promoted to vice president in September of 1996 ... from 1992 through 1999, was primarily responsible for all player personnel, draft and trade decisions ... the Jazz recorded five straight 50+ win seasons (including three 60+ win campaigns), two Midwest Division titles (1996-97 and 1997-98) and back-to-back Western Conference Championships in 1997 and 1998 ... was runner-up (to the Lakers' Jerry West) for The Sporting News NBA Executive of the Year award in 1994-95, a season in which the Jazz went 60-22 ... in the summer of 1999 was named general manager of the New York Knicks ... a year-and-a-half later, he was promoted to team president ... in his four-plus seasons in New York, the Knicks made the playoffs twice, advancing to the Eastern Conference Finals in 2000 ... before re-joining the Jazz in 2005, worked with NBA TV for part of the 2003-04 and entirety of the 2004-05 NBA season ... an upstate New York prep standout, went on to play collegiately for St. Francis University, where he was a four year letterman and captained the team in his senior year of 1979-80 ... graduated with a degree in business management ... has led camps in Israel in conjunction with PeacePlayers International, a program that uses basketball to teach children proven tactics for improving their communities ... has also worked basketball camps for both the NBA and Adidas in China, Brazil and Europe ... he and his wife, Marsha, have four daughters: Sarah, Hannah, Mary Frances and Emma Grace.



## **GEORGE FELTON**

### **DIRECTOR OF COLLEGE PLAYER PERSONNEL**

Joined the Spurs in the summer of 2006 ... was the head coach at South Carolina for five seasons (from 1986–91) ... during the 1988–89 campaign led the Gamecocks to a 19-11 record as South Carolina earned its first trip to the NCAA Tournament in 15 years ... started his coaching career in 1976 as a graduate assistant while earning his master's degree at Appalachian State ... has worked as an assistant at North Carolina A&T, East Carolina, Georgia Tech, St. John's, Oregon State and Kentucky (served as associate head coach for Bobby Cremins at Georgia Tech and for Tubby Smith at Kentucky) ... was on the sidelines when the Wildcats won the 1998 NCAA Championship in the Alamodome ... prior to joining the Spurs spent six seasons as a scout for the Indiana Pacers ... was inducted into his high school's (All Hallows – Bronx, New York) Hall of Fame on October 28, 2011 ... he and wife, Brenda Craven, live in South Carolina and have three sons ... Larry is in the United States Coast Guard serving as an Avionics Electrical Technician ... Bobby and Jeremy are both police officers in Horry County, SC.



## **BRIAN PAUGA**

### **DIRECTOR OF SCOUTING/AUSTIN TOROS GM**

In his ninth season in the Spurs basketball operations department ... was promoted to director of scouting in September 2012 after serving two years as the coordinator of scouting ... assists in all areas of Spurs basketball operations ... took on the role of general manager of the Austin Toros (the Spurs NBA Development League team) in September 2013 ... started with the Silver and Black in July 2007 as a basketball operations intern ... was brought on full-time in the summer of 2008 as the basketball operations assistant ... prior to joining the Spurs worked as a student manager with the Michigan State men's basketball team from 2003-07, including the Spartan's 2005 Final Four team ... earned his degree in business management ... a native of Willowbrook, Illinois ... resides in San Antonio with his wife, Amanda.



## **BRANDON JAMES**

### **DIRECTOR OF BASKETBALL ADMINISTRATION AND LEGAL AFFAIRS**

In his fourth season in the Spurs front office as in-house counsel for basketball operations handling CBA, salary cap, legal and administrative matters... before joining the Silver and Black spent four years with IMG Sports, Entertainment and Media serving several positions in Talent Marketing and ultimately the Coaches Division representing professional and collegiate coaches... prior to joining IMG spent time as a judicial clerk and legal assistant in Georgia ... earned his JD and MBA simultaneously from the University of Georgia... also serves as an adjunct professor at Trinity University.



## **ANDY BIRDSONG**

### **DIRECTOR OF BASKETBALL OPERATIONS**

Currently in the first season of his second stint in the Spurs front office ... spent the 2011-12 season with the Silver and Black as a basketball operations intern ... spent the past three seasons with the Atlanta Hawks in the basketball operations department working alongside their general manager and head coach on all matters within basketball operations ... served as a graduate assistant coach at Florida State University from 2009-11 under Leonard Hamilton ... earned his master's degree in sports administration and management from FSU in 2011 ... was the head coach and director of the Minneapolis Redhawks AAU team from 2007-09, an AAU program he created ... earned a bachelor's degree in business administration from Bethel University in St. Paul, Minn. ... originally from Wayzata, Minn.





## PHIL COLES

### DIRECTOR OF MEDICAL SYSTEMS

In his second season with the Spurs as director of medical services ... spent the last two seasons as the head of physiotherapy with the Newcastle Knights, a professional rugby league team in Australia ... worked from 2010-12 with the Liverpool Football Club as their head of physical therapies department ... served as the head physiotherapist for the Australian National Soccer Team from 2007-10 ... got his start with the Terrigal Sharks Rugby Club as their physiotherapist in 1997 ... played for the Dublin City Exiles and helped the team to two consecutive Irish Rugby League championships in 2003 and 2004 ... earned his master's degree in sports physiotherapy from the University of Sydney in 2006 ... received a

bachelor's degree in applied science and physiotherapy from the University of Sydney in 1996.



## XAVI SCHELLING

### APPLIED SPORTS SCIENTIST

Currently in his second season with the Spurs as applied sports scientist ... served as the director of athletic performance from 2006-14 for Bàsquet Manresa, a Spanish team in the 1st Division of the ACB Spanish League that Spurs great George Gervin once played for ... worked as the strength and conditioning coach for the Spanish National Basketball Team at the 2014 U20 European championship ... earned his PhD in physical education and sports sciences from the University of Lleida in 2013 ... received a master's degree in sports sciences in 2006 from the University of Barcelona, as well as a master's in integrative physiology in

2014 ... earned his bachelor's degree in sports sciences from the University of Lleida in 2004.



## MARILYN ADAMS

### DIRECTOR OF REHABILITATION

Is in her second year as director of rehabilitation for the Spurs ... previously worked as the team physiotherapist for Triathlon Canada and with the Canada Snowboard Team on the FIS Snowboard World Cup Tour from 2009-14 ... worked for Canada Snowboard at the 2014 Olympic Winter Games in Sochi, where she was also part of the Canadian Olympic Committee ... serves as a physiotherapy consultant for the Triathlon Canada National Team, Canada Snowboard, and Canadian Freestyle Ski Team ... has lengthy experience in working multiple summer and winter Olympic Games as a member of the Canadian Olympic Committee... got her start with the Calgary Irish Athletic Rugby Club as the team's therapist in 1993

... has worked privately with a countless number of various elite athletes in a wide range of sports ... earned a bachelor's degree in physical therapy from the University of Alberta in 1991.



## WILL SEVENING

### HEAD ATHLETIC TRAINER

In his 18th season as the Spurs head athletic trainer ... received his bachelor's degree in biology from the University of Wisconsin-LaCrosse in 1990 ... obtained a master's in sports medicine from the United States Sports Academy in 1992 ... served as the assistant athletic trainer/strength coach with the Indiana Pacers from 1994-98 ... a certified member of the National Athletic Trainers Association ... one of two trainers for U.S.A. Basketball at the 2003 FIBA Olympic Qualifying Tournament ... in his fourth term as president of the NBATA Foundation Board ... he and wife Terri have four children, Allison, Benjamin, Emma and Liam ... enjoys traveling to baseball games and has seen games in approximately 60 minor and major league ballparks.



## PAUL WEST

### ASSISTANT ATHLETIC TRAINER

Currently in his second season with the Spurs as assistant athletic trainer ... originally born in Silver Spring, MD, but raised in Eugene, OR ... earned his bachelor's degree in athletic training from Linfield College in Oregon in 2010 ... also played basketball at Linfield ... was a student athletic training intern with the Seattle Seahawks during the summer of 2010 ... worked at the 2012 US Olympic Track & Field trials in Eugene as a certified athletic trainer ... interned with the Spurs in the athletic training department during the 2012-13 season ... earned his master's degree in kinesiology with an emphasis in rehabilitation sciences in the spring of 2014 from San Diego State University.





## **ANTHONY FALSONE**

### **ATHLETIC PERFORMANCE COORDINATOR**

In his third season with the Spurs ... prior to joining the Silver and Black, served as the personal strength and conditioning coach for Houston Rockets center Yao Ming from 2005-11 and was the Head Strength & Conditioning Specialist for the Memorial Hermann Ironman Sports Medicine Institute from 2011-13 ... began his career under the tutelage of renowned strength and conditioning guru Tim Hallmark (long-time personal strength and conditioning coach to Evander Holyfield) ... served two years as the personal strength coach for NBA legend Hakeem Olajuwon before spending 10 years as head strength and conditioning coach for the Houston Rockets ... during his tenure with the Rockets, spent three seasons (1998, 99, 2000) as head strength and conditioning coach for the Houston Comets of the WNBA, earning three championships ... in 2004, worked with the Chinese Men's Olympic basketball team in preparation for the summer Olympiad in Athens, Greece ... again directed training for the Chinese Men's National Team in 2006 in preparation for the FIBA World Championships ... holds a Bachelor of Science degree in kinesiology from Stephen F. Austin State University and earned a Masters degree in Fitness & Human Performance from the University of Houston-Clear Lake, studying under Dr. Eugene Coleman, EdD, (Director of the Human Performance Institute and former strength and conditioning coach of the Houston Astros) ... holds the following certifications: Certified Strength & Conditioning Specialist (CSCS) (National Strength & Conditioning Association), USA-Level 1 (USA Weightlifting), Performance Enhancement Specialist (PES) (National Academy of Sports Medicine – NASM), and Corrective Exercise Specialist (CES) – (National Academy of Sports Medicine – NASM).



## **DAVID R. SCHMIDT, M.D.**

### **SPURS TEAM PHYSICIAN**

In his 23rd season with the Spurs ... named the 2004 NBA Team Physician of the Year by the National Basketball Trainers Association ... serves as the team physician for the Spurs as well as the University of Texas at San Antonio and Trinity University athletics ... on the medical staff for the Stars, Rampage, San Antonio Missions and several local high schools ... has a busy private practice where he concentrates on injuries of the knee ... specializes in ACL reconstruction, meniscus surgery, and cartilage restoration ... is a Fellow of the American Academy of Orthopaedic Surgeons, Board Certified by the American Board of Orthopaedic Surgery and holds a Certificate of Added Qualification in Sports Medicine ... serves as president-elect of the NBA Team Physicians Association ... a founding Board Member and past Chairman of the San Antonio Sports Foundation and Valero Alamo Bowl ... served as the medical director for the 1989 AAU Junior Olympics and the 1995 U.S. Senior Sports Classic ... the medical coordinator for the 1993 U.S. Olympic Festival ... served on the medical staffs of the 1995 World University Games and the 1996 Olympic Games ... a clinical assistant professor in the department of orthopedics at the UT Health Science Center, where he was named the 2002 Distinguished Alumnus ... proud parent of daughter, Casey ... his son, Benjamin, a Marine Lance Corporal (LCpl) scout/sniper, was killed in the line of duty while serving in Afghanistan at the age of 24 on October 6, 2011.



## **DR. PAUL SAENZ, D.O.**

### **SPURS TEAM PHYSICIAN**

Now in his 18th season with the Spurs ... In 1988 became the city's first fellowship trained Primary Care Sports Medicine specialist ... founded Sportsmedicine Associates of San Antonio in 1992 ... serves as the team physician for the San Antonio Missions and is a member of the medical staff for the Silver Stars, the Rampage, The University of the Incarnate Word, the University of Texas at San Antonio and Trinity university ... served as a National Team Physician for USA Track and Field, and in 2012 was appointed as a National Team Physician for the Olympic gold medal winning men's USA Basketball team... was a member of the medical staff for the 1996 Olympic Games, served as the chief medical officer for boxing at the 1998 Goodwill Games and was the team physician for the USA Modern Pentathlon Team at the 2004 Olympics ... holds clinical faculty appointments at The University of Texas Health Science Center at San Antonio Medical School, The University of North Texas Health Science Center and with the Christus Santa Rosa Primary Care Sportmedicine Fellowship program ... selected as a St. Mary's University and Central Catholic High School Distinguished Alumnus ... selected as one of the states "Top Docs" by Texas Monthly magazine ... he and wife, Becky, have three sons, Nicholas, Stephen and Jeffrey.



## **DR. RICHARD STEFFEN**

### **SPURS TEAM PHYSICIAN**

Entering his fifth season with the Spurs ... has also served as head team doctor for the Stars and Rampage since since 2006, and became a team doctor for the UTSA Roadrunners in 2011 ... he is Board Certified in Orthopaedic Surgery, is a member of the American Academy of Orthopaedic Surgeons and has completed his fellowship in Sports Medicine ... received his medical training from The University of Miami School of Medicine in Miami, FL and performed his residency at Wilford Hall Medical Center at Lackland Air Force Base, TX.





# **2015-16 TEAM STATS AND NOTES**

# SPURS 2015-16 OVERALL STATS



## SAN ANTONIO SPURS OVERALL STATS

Through April 13 (67-15)

SAN ANTONIO SPURS

2015-2016 REGULAR SEASON STATISTICS

PLAYER				-FIELD GOALS-			-3-POINT FG--			-FREE THROWS-			--REBOUNDS--							PTS	AVG		
	G	GS	MIN	FG	FGA	PCT	FG	FGA	PCT	FT	FTA	PCT	OFF	DEF	TOT	AST	PF	DQ	STL			TO	BLK
Leonard	72	72	2380	551	1090	.506	129	291	.443	292	334	.874	95	398	493	186	133	0	128	105	71	1523	21.2
Aldridge	74	74	2261	536	1045	.513	0	16	.000	259	302	.858	176	456	632	110	151	0	38	99	81	1331	18.0
Parker	72	72	1980	350	710	.493	27	65	.415	130	171	.760	17	159	176	379	114	0	54	131	11	857	11.9
Ginobili	58	0	1134	197	435	.453	70	179	.391	91	112	.813	26	120	146	177	99	0	66	99	11	555	9.6
Martin (TOT)	55	13	1095	156	419	.372	49	136	.360	153	172	.890	14	96	110	58	83	0	26	54	3	514	9.3
Martin (SA)	16	1	261	30	85	.353	11	33	.333	28	30	.933	4	25	29	12	15	0	9	13	2	99	6.2
Duncan	61	60	1536	215	441	.488	0	2	.000	92	131	.702	115	332	447	163	125	0	47	90	78	522	8.6
Mills	81	3	1662	260	612	.425	123	320	.384	47	58	.810	27	131	158	226	102	0	59	76	6	690	8.5
Green	79	79	2062	211	561	.376	116	349	.332	34	46	.739	48	255	303	141	141	0	79	75	64	572	7.2
West	78	19	1404	244	448	.545	3	7	.429	63	80	.788	72	237	309	143	142	1	44	68	55	554	7.1
Diaw	76	4	1386	202	383	.527	25	69	.362	56	76	.737	58	175	233	176	102	0	26	97	21	485	6.4
Simmons	55	2	813	122	242	.504	18	47	.383	69	92	.750	16	80	96	58	103	0	24	53	5	331	6.0
Marjanovic	54	4	508	105	174	.603	0	0	---	87	114	.763	73	121	194	21	54	0	12	29	23	297	5.5
Anderson	78	11	1245	138	295	.468	12	37	.324	62	83	.747	25	219	244	123	97	0	60	59	29	350	4.5
Miller (TOT)	39	4	461	59	106	.557	2	8	.250	24	32	.750	12	39	51	87	46	0	16	37	0	144	3.7
Miller (SA)	13	4	181	23	48	.479	1	4	.250	9	13	.692	6	21	27	29	14	0	7	12	0	56	4.3
Butler	46	0	432	49	104	.471	15	49	.306	11	16	.688	3	53	56	24	11	0	13	8	23	124	2.7
Bonner	30	2	206	29	57	.509	15	34	.441	3	4	.750	3	24	27	9	16	0	6	3	1	76	2.5
McCallum	31	3	256	27	67	.403	5	16	.313	9	10	.900	6	25	31	33	14	0	5	11	4	68	2.2
SPURS	82	-	19705	3289	6797	.484	570	1518	.375	1342	1672	.803	770	2831	3601	2010	1433	1	677	1071	485	8490	103.5
OPPONENTS	82	-	19705	2928	6709	.436	541	1634	.331	1221	1611	.758	747	2576	3323	1707	1597	3	592	1214	317	7618	92.9

PLAYER	-- SINGLE-GAME HIGHS --							----- AVERAGE PER GAME -----							--CAREER HIGHS (C=SET, T=TIED THIS SEASON)--						
	MIN	REB	AST	ST	TO	BL	PTS	MIN	REB	AST	STL	TO	BLK	PTS	FG	FGA	FT	FTA	REB	AST	PTS
Leonard	40	14	7	5	4	5	33	33.0	6.8	2.6	1.78	1.5	0.99	21.2	13C	24C	12C	15C	16	7T	33C
Aldridge	38	19	5	4	5	5	36	30.6	8.5	1.5	0.51	1.3	1.09	18.0	17	31	16	19	25	8	44
Parker	37	8	16	4	5	2	31	27.5	2.4	5.3	0.75	1.8	0.15	11.9	22	36	14	17	12	17	55
Ginobili	29	8	8	5	4	2	22	19.6	2.5	3.1	1.14	1.7	0.19	9.6	16	27	18	19	15	15	48
Martin (TOT)	41	7	6	2	6	1	37	19.9	2.0	1.1	0.47	1.0	0.05	9.3	14T	31	23	26	12	9	50
Martin (SA)	34	6	4	2	3	1	17	16.3	1.8	0.8	0.56	0.8	0.13	6.2							
Duncan	36	18	7	4	4	6	21	25.2	7.3	2.7	0.77	1.5	1.28	8.6	19	34	17	24	27	11	53
Mills	31	7	8	4	3	1	22	20.5	2.0	2.8	0.73	0.9	0.07	8.5	14	26	8	9	10	12	34
Green	39	8	5	4	4	4	18	26.1	3.8	1.8	1.00	0.9	0.81	7.2	12	21	9	10	12	7	33
West	32	13	7	3	3	5	18	18.0	4.0	1.8	0.56	0.9	0.71	7.1	18	30	13	15	20	10	44
Diaw	35	8	7	2	6	3	20	18.2	3.1	2.3	0.34	1.3	0.28	6.4	15	24	10	10	16	16	31
Simmons	35	7	4	2	5	1	19	14.8	1.7	1.1	0.44	1.0	0.09	6.0	7C	14C	6C	9C	7C	4C	19C
Marjanovic	37	13	2	2	2	4	22	9.4	3.6	0.4	0.22	0.5	0.43	5.5	9C	12C	8C	8C	13C	2C	22C
Anderson	36	11	7	5	4	2	15	16.0	3.1	1.6	0.77	0.8	0.37	4.5	7C	14C	4C	5T	11C	7C	15T
Miller (TOT)	34	8	8	3	4	0	13	11.8	1.3	2.2	0.41	0.9	0.00	3.7	22	31	16	17	12	22	52
Miller (SA)	28	8	5	3	3	0	13	13.9	2.1	2.2	0.54	0.9	0.00	4.3							
Butler	27	6	3	3	1	2	12	9.4	1.2	0.5	0.28	0.2	0.50	2.7	12	24	8	10	11	6	33
Bonner	24	5	3	1	1	1	10	6.9	0.9	0.3	0.20	0.1	0.03	2.5	10	17	8	8	17	5	28
McCallum	29	5	5	2	2	2	11	8.3	1.0	1.1	0.16	0.4	0.13	2.2	12	22	5	9	9	10	27
SPURS	265	56	35	18	26	13	130	240.3	43.9	24.5	8.26	13.1	5.91	103.5	68	127	45	57	75	50	171



# SPURS 2015-16 MISC. STATS

## SAN ANTONIO SPURS MISCELLANEOUS STATS

INCLUDES GAMES OF WEDNESDAY, APRIL 13, 2016  
 SAN ANTONIO SPURS / MISCELLANEOUS STATISTICS

	RECORD	HOME	ROAD	OT	
<b>OVERALL</b>	67-15	40- 1	27-14	1- 0	Head Coach: Gregg Popovich
Atlantic	9- 1	5- 0	4- 1		Overall: 20 Years 1089 Won 485 Lost .692 Pct.
Central	7- 3	5- 0	2- 3		W/Club : 20 Years 1089 Won 485 Lost .692 Pct.
Southeast	8- 2	5- 0	3- 2		
<b>EASTERN</b>	24- 6	15- 0	9- 6		
Southwest	14- 2	8- 0	6- 2		
Northwest	15- 3	9- 0	6- 3	1- 0	
Pacific	14- 4	8- 1	6- 3		
<b>WESTERN</b>	43- 9	25- 1	18- 8	1- 0	

### TEAM WINNING & LOSING STREAKS:

OVERALL	HOME	ROAD
Win - 2	Win - 1	Win - 1
Long:Win - 13	Win - 39	Win - 6
Loss- 3	Loss- 1	Loss- 2
Last:Win -04/13 @ DAL 96-91	Win -04/12 vsOKC 102-98	Win -04/13 @ DAL 96-91
Loss-04/10 vsGS 86-92	Loss-04/10 vsGS 86-92	Loss-04/08 @ DEN 98-102

	WON	LOST	OFFENSE	VsOPP	HOME ATTENDANCE
Oct.	1	1			
Nov.	13	3	100+ 49- 3	If Opp W/L to date:	41 Games
Dec.	14	2	100< 18-12	.500+ 34-12	756,445 Total
Jan.	11	2	Defense	.500- 33- 2	18,450 Average
Feb.	11	1	100+ 11- 9		18,825 High
Mar.	13	3	100< 56- 6		41 Sellouts
Apr.	4	3			

After 82 games last season: W 55 L 27

MARGINS	1	2	3	4	5	6	7	8	9	10	11	12	13	14	15	16	17	18	19	20	21	22	23
Won By:	1	2	1	3	2	3	2	8	1	5	2	1	3	3	2	2		4	1	3	1	1	
Lost By:			4	2		2		1				1								2			
	24	25	26	27	28	29	30	31	32	33	34	35	36	37	38	39	40	41	42	43	44	45	46+
Won By:	1	6	1	2	1	1		1		1				1									1
Lost By:								1															

At Start Of:	OVERALL	HOME	ROAD	FG%	OVERALL	HOME	ROAD
2nd- Ahead:	45- 5	28- 1	17- 4	-44%	13-11	9- 1	4-10
-Behind:	20-10	11- 0	9-10	45-49%	20- 4	12- 0	8- 4
- Tied:	2- 0	1- 0	1- 0	50-54%	25- 0	13- 0	12- 0
3rd- Ahead:	58- 5	34- 0	24- 5	55-59%	7- 0	5- 0	2- 0
-Behind:	8- 9	5- 0	3- 9	+60%	2- 0	1- 0	1- 0
- Tied:	1- 1	1- 1	0- 0				
4th- Ahead:	59- 4	35- 0	24- 4				
-Behind:	6-11	4- 1	2-10				
- Tied:	2- 0	1- 0	1- 0				



# SPURS 2015-16 SEASON HIGHS



Through games of April 13  
2015-2016 HIGH GAMES

SAN ANTONIO SPURS

PLAYER	MINUTES	FIELD GOALS	FREE THROWS	----- REBOUNDS -----			ASSISTS	STEALS	TURNOVERS	BLOCKED SHOTS	POINTS
				OFFENSIVE	DEFENSIVE	TOTAL					
<b>LAMARCUS ALDRIDGE</b>	38 (2) APR. 2 vs Tor.	12 (4) APR. 2 vs Tor.	12 FEB. 3 vs N.O.	7 NOV. 14 vs Phil.	12 (2) FEB. 27 at Hou.	19 NOV. 14 vs Phil.	5 (3) MAR. 21 at Cha.	4 APR. 5 at Utah	5 NOV. 4 at Wash.	5 (3) FEB. 24 at Sac.	36 FEB. 3 vs N.O.
<b>KYLE ANDERSON</b>	36C MAR. 28 at Mem.	7C(2) FEB. 24 at Sac.	4C MAR. 28 at Mem.	2T(5) MAR. 8 at Minn.	11C APR. 7 at G.S.	11C APR. 7 at G.S.	7C MAR. 28 at Mem.	5C APR. 13 at Dall.	4C MAR. 8 at Minn.	2C(4) MAR. 15 vs LA-C	15T APR. 13 at Dall.
<b>MATT BONNER</b>	24 DEC. 7 at Phil.	4 (2) DEC. 14 vs Utah	2 FEB. 5 at Dall.	1 (3) JAN. 21 at Phoe.	4 DEC. 14 vs Utah	5 DEC. 14 vs Utah	3 DEC. 7 at Phil.	1 (6) APR. 7 at G.S.	1 (3) MAR. 26 at OKC.	1 APR. 13 at Dall.	10 DEC. 14 vs Utah
<b>RASUAL BUTLER</b>	27 DEC. 7 at Phil.	5 FEB. 21 at Phoe.	2 (3) FEB. 19 at LA-L	1 (3) MAR. 3 at N.O.	5 (2) FEB. 21 at Phoe.	6 FEB. 21 at Phoe.	3 (3) JAN. 22 at LA-L	3 FEB. 21 at Phoe.	1 (8) FEB. 27 at Hou.	2 (5) MAR. 3 at N.O.	12 FEB. 21 at Phoe.
<b>BORIS DIAW</b>	35 MAR. 19 vs G.S.	8 JAN. 2 vs Hou.	4 JAN. 12 at Det.	3 (2) JAN. 2 vs Hou.	7 MAR. 19 vs G.S.	8 (4) MAR. 19 vs G.S.	7 (2) APR. 13 at Dall.	2 (4) MAR. 8 at Minn.	6 MAR. 5 vs Sac.	3 OCT. 28 at OKC.	20 JAN. 2 vs Hou.
<b>TIM DUNCAN</b>	36 NOV. 21 vs Mem.	9 APR. 8 at Den.	7 OCT. 30 vs Brk.	6 MAR. 7 at Ind.	13 NOV. 28 vs Atl.	18 NOV. 28 vs Atl.	7 MAR. 25 vs Mem.	4 (2) JAN. 12 at Det.	4 (3) DEC. 12 at Atl.	6 NOV. 18 vs Den.	21 APR. 8 at Den.
<b>MANU GINOBILI</b>	29 NOV. 25 vs Dall.	9 JAN. 22 at LA-L	6 (3) JAN. 25 at G.S.	4 NOV. 11 at Port.	7 NOV. 1 at Bos.	8 NOV. 1 at Bos.	8 DEC. 16 vs Wash.	5 JAN. 22 at LA-L	4 (6) FEB. 3 vs N.O.	2 JAN. 22 at LA-L	22 MAR. 5 vs Sac.
<b>DANNY GREEN</b>	39 FEB. 3 vs N.O.	7 NOV. 23 vs Phoe.	3 (2) NOV. 7 vs Cha.	2 (8) APR. 2 vs Tor.	8 (2) NOV. 20 at N.O.	8 (2) NOV. 20 at N.O.	5 (2) JAN. 12 at Det.	4 (2) APR. 7 at G.S.	4 (4) APR. 10 vs G.S.	4 JAN. 22 at LA-L	18 (3) JAN. 27 vs Hou.
<b>KAWHI LEONARD</b>	40 (6) APR. 2 vs Tor.	13C(2) MAR. 2 vs Det.	12C FEB. 6 vs LA-L	6 (2) APR. 10 vs G.S.	12T NOV. 2 at N.Y.	14 (2) MAR. 19 vs G.S.	7T APR. 2 vs Tor.	5 (2) DEC. 25 at Hou.	4 (5) MAR. 19 vs G.S.	5 NOV. 27 at Den.	33C APR. 2 vs Tor.
<b>BOBAN MARJANOVIC</b>	37C APR. 13 at Dall.	9C MAR. 23 vs Miami	8C(2) APR. 13 at Dall.	4C(2) JAN. 25 at G.S.	10C DEC. 30 vs Phoe.	13C JAN. 21 at Phoe.	2C(3) APR. 8 at Den.	2C DEC. 7 at Phil.	2C(9) APR. 12 vs OKC.	4C DEC. 26 vs Den.	22C APR. 13 at Dall.
<b>KEVIN MARTIN Min.-S.A.</b>	41 DEC. 11 at Den.	14T DEC. 9 vs LA-L	11 OCT. 28 at LA-L	2 JAN. 23 vs Mem.	7 NOV. 20 vs Det.	7 NOV. 20 vs Det.	6 NOV. 12 vs G.S.	2 (3) APR. 12 vs OKC.	6 NOV. 10 vs Cha.	1 (3) MAR. 26 at OKC.	37 DEC. 9 vs LA-L
<b>KEVIN MARTIN S.A.</b>	34 MAR. 25 vs Mem.	5 APR. 8 at Den.	5 APR. 8 at Den.	1 (4) APR. 13 at Dall.	5 APR. 8 at Den.	6 APR. 8 at Den.	4 APR. 7 at G.S.	2 APR. 12 vs OKC.	3 APR. 10 vs G.S.	1 (2) MAR. 26 at OKC.	17 APR. 8 at Den.
<b>RAY JR. MCCALLUM</b>	29 JAN. 21 at Phoe.	5 JAN. 21 at Phoe.	4 DEC. 7 at Phil.	2 JAN. 21 at Phoe.	5 (2) FEB. 10 at Orl.	5 (2) FEB. 10 at Orl.	5 DEC. 11 vs LA-L	2 (2) JAN. 6 vs Utah	2 JAN. 25 at G.S.	2T DEC. 11 vs LA-L	11 JAN. 21 at Phoe.
<b>ANDRE MILLER Min.-S.A.</b>	34 NOV. 15 vs Mem.	5 (2) MAR. 8 at Minn.	3 (4) MAR. 26 at OKC.	2 (2) MAR. 26 at OKC.	6 MAR. 26 at OKC.	8 MAR. 26 at OKC.	8 NOV. 15 vs Mem.	3 (2) APR. 8 at Den.	4 JAN. 31 at Port.	0 MAR. 26 at Port.	13 MAR. 8 at Minn.
<b>ANDRE MILLER S.A.</b>	28 (3) APR. 13 at Dall.	5 MAR. 8 at Minn.	3 MAR. 26 at OKC.	2 MAR. 26 at OKC.	6 MAR. 26 at OKC.	8 MAR. 26 at OKC.	5 (3) APR. 13 at Dall.	3 APR. 8 at Den.	3 MAR. 26 at OKC.	0 MAR. 26 at OKC.	13 MAR. 8 at Minn.
<b>PATTY MILLS</b>	31 (2) MAR. 26 at OKC.	9 (2) FEB. 1 vs Orl.	5 MAR. 23 vs Miami	4C FEB. 10 at Orl.	6 (2) MAR. 12 vs OKC.	7 MAR. 12 vs OKC.	8 (2) MAR. 3 at N.O.	4 NOV. 9 at Sac.	3 (6) APR. 13 at Dall.	1 (6) APR. 8 at Den.	22 (2) FEB. 1 vs Orl.
<b>TONY PARKER</b>	37 APR. 12 vs OKC.	13 JAN. 12 at Det.	8 DEC. 28 vs Minn.	3T DEC. 3 at Mem.	8 NOV. 25 vs Dall.	8 NOV. 25 vs Dall.	16 MAR. 17 vs Port.	4 DEC. 30 vs Phoe.	5 MAR. 25 vs Mem.	2T MAR. 21 at Cha.	31 JAN. 12 at Det.
<b>JONATHON SIMMONS</b>	35C APR. 8 at Den.	7C(2) APR. 13 at Dall.	6C(2) JAN. 4 at Milw.	2C(2) FEB. 6 vs LA-L	6C(2) APR. 13 at Dall.	7C(2) APR. 13 at Dall.	4C DEC. 14 vs Utah	2C(6) APR. 13 at Dall.	5C NOV. 27 at Den.	1C(5) FEB. 18 at LA-C	19C APR. 13 at Dall.
<b>DAVID WEST</b>	32 APR. 8 at Den.	7 (3) MAR. 26 at OKC.	5 APR. 8 at Den.	4 (4) APR. 10 vs G.S.	11 JAN. 6 vs Utah	13 JAN. 6 vs Utah	7 APR. 7 at G.S.	3 NOV. 23 vs Phoe.	3 (3) MAR. 3 at N.O.	5T APR. 8 at Den.	18 MAR. 8 at Minn.



# SPURS 2015-16 SEASON HIGHS

PLAYER	MINUTES	FIELD		----- REBOUNDS -----			ASSISTS	STEALS	TURNOVERS	BLOCKED		POINTS
		GOALS	THROWS	OFFENSIVE	DEFENSIVE	TOTAL				SHOTS	POINTS	
<b>SPURS</b>	265	52	27	18 (2)	45	56	35 (2)	18	26	13 (2)	130	
<b>High Games</b>	APR. 12 vs OKC.	JAN. 6 vs Utah	APR. 2 vs Tor.	APR. 10 vs G.S.	JAN. 17 vs Dall.	OCT. 30 vs Brk.	MAR. 17 vs Port.	NOV. 23 vs Phoe.	JAN. 25 at G.S.	JAN. 22 at LA-L	JAN. 27 vs Hou.	
<b>SPURS</b>	240 (81)	31	5	4 (3)	21	32 (3)	14	2	6 (2)	1	84	
<b>Low Games</b>	APR. 13 at Dall.	JAN. 25 at G.S.	NOV. 23 vs Phoe.	APR. 5 at Utah	MAR. 26 at OKC.	APR. 7 at G.S.	MAR. 26 at OKC.	JAN. 30 at Clev.	JAN. 30 at Clev.	DEC. 7 at Phil.	DEC. 25 at Hou.	
<b>OPPONENTS</b>	265	45 (2)	35	19	46	56	33	15 (2)	28	11	120	
<b>High Games</b>	APR. 12 vs OKC.	APR. 7 at G.S.	JAN. 27 vs Hou.	FEB. 1 vs Orl.	NOV. 20 at N.O.	MAR. 12 vs OKC.	APR. 7 at G.S.	JAN. 25 at G.S.	NOV. 23 vs Phoe.	JAN. 27 vs Hou.	JAN. 25 at G.S.	
<b>OPPONENTS</b>	240 (81)	26 (2)	5	1	22	27	13	1	6	0 (2)	68	
<b>Low Games</b>	APR. 13 at Dall.	DEC. 7 at Phil.	DEC. 26 vs Den.	FEB. 9 at Miami	MAR. 15 vs LA-C	MAR. 15 vs LA-C	APR. 5 at Utah	JAN. 8 vs N.Y.	NOV. 18 vs Den.	MAR. 30 vs N.O.	DEC. 7 at Phil.	

"C" indicates a new career-high, "T" a tied career-high.

Numbers in parentheses indicate the number of games in which a player or team has reached a given total (if more than one).

# SPURS 2015-16 GAME-BY-GAME



## SAN ANTONIO SPURS

Date	Opponent	Team/Opp	Home	Road	Total	High Scoring	High Rebounds	High Assists	Opponent Scoring	Atten.
Oct 28	@Oklahoma Cit	L 106-112	0-0	0-1	0-1	Leonard-32	Green-8 Leonard-8	Ginobili-7	Westbrook-33	18,203
Oct 30	BROOKLYN	W 102- 75	1-0	0-1	1-1	Leonard-16	Aldridge-11	Aldridge-4 Parker-4 Ginobili-4 Duncan-5	Lopez-17	18,418
Nov 1	@Boston	W 95- 87	1-0	1-1	2-1	Aldridge-24	Aldridge-14	Aldridge-5 Duncan-5	Bradley-18	17,461
Nov 2	@New York	W 94- 84	1-0	2-1	3-1	Aldridge-19	Leonard-14	Duncan-6	Anthony-19	19,812
Nov 4	@Washington	L 99-102	1-0	2-2	3-2	Leonard-23	Aldridge-15	Duncan-5	Beal-25	17,721
Nov 7	CHARLOTTE	W 114- 94	2-0	2-2	4-2	Leonard-23	West-9	Parker-6 West-6	Walker-27	18,418
Nov 9	@Sacramento	W 106- 88	2-0	3-2	5-2	Leonard-24	Duncan-14	Mills-8	Cousins-21	17,317
Nov 11	@Portland	W 113-101	2-0	4-2	6-2	Aldridge-23	Leonard-7	Parker-5	Lillard-22	19,393
Nov 14	PHILADELPHIA	W 92- 83	3-0	4-2	7-2	Aldridge-17	Aldridge-19	West-5	Okafor-21	18,418
Nov 16	PORTLAND	W 93- 80	4-0	4-2	8-2	Leonard-19	Leonard-9 Duncan-9	Parker-7	Lillard-27	18,418
Nov 18	DENVER	W 109- 98	5-0	4-2	9-2	Parker-25	Aldridge-12	Parker-9	Jokic-23	18,418
Nov 20	@New Orleans	L 90-104	5-0	4-3	9-3	Leonard-22	Aldridge-11	Parker-5	Anderson-30	16,698
Nov 21	MEMPHIS	W 92- 82	6-0	4-3	10-3	Leonard-19	Duncan-10	Duncan-4	Conley-16	18,418
Nov 23	PHOENIX	W 98- 84	7-0	4-3	11-3	Leonard-24	Leonard-13	Parker-8	Morris-28	18,418
Nov 25	DALLAS	W 88- 83	8-0	4-3	12-3	Leonard-26	Duncan-9	Parker-8	Matthews-15	18,418
Nov 27	@Denver	W 91- 80	8-0	5-3	13-3	Leonard-25	Leonard-7	Leonard-6	Gallinari-16	17,121
Nov 28	ATLANTA	W 108- 88	9-0	5-3	14-3	Leonard-22	Duncan-18	Parker-6	Scott-12	18,418
Nov 30	@Chicago	L 89- 92	9-0	5-4	14-4	Leonard-25	Aldridge-12 Duncan-12	Parker-9	Gasol-18	21,909
Dec 2	MILWAUKEE	W 95- 70	10-0	5-4	15-4	Duncan-16	Duncan-10	Leonard-4	Middleton-16	18,418
Dec 3	@Memphis	W 103- 83	10-0	6-4	16-4	Leonard-27	Duncan-10	Parker-5 Duncan-5	Gasol-15 Conley-15 Chalmers-15	17,013
Dec 5	BOSTON	W 108-105	11-0	6-4	17-4	Aldridge-17	Aldridge-8	Parker-6	Thomas-23	18,418
Dec 7	@Philadelphia	W 119- 68	11-0	7-4	18-4	Aldridge-26	Aldridge-9	Parker-6	Stauskas-13 Noel-13 Covington-13	14,449
Dec 9	@Toronto	L 94- 97	11-0	7-5	18-5	Ginobili-17	Aldridge-7	Mills-6	DeRozan-28	19,800
Dec 11	L.A. LAKERS	W 109- 87	12-0	7-5	19-5	Aldridge-24	Aldridge-11 Leonard-11	McCallum-5	Russell-24	18,418
Dec 12	@Atlanta	W 103- 78	12-0	8-5	20-5	Leonard-22	Duncan-10	Mills-5	Millsap-22	17,752
Dec 14	UTAH	W 118- 81	13-0	8-5	21-5	Leonard-22	Aldridge-8	Parker-5 Green-5	Favors-16	18,418
Dec 16	WASHINGTON	W 114- 95	14-0	8-5	22-5	Leonard-27	West-10	Parker-10	Gortat-20 Wall-20	18,418
Dec 18	L.A. CLIPPERS	W 115-107	15-0	8-5	23-5	Aldridge-26	Aldridge-13	Ginobili-5 Diaw-5	Paul-27	18,418
Dec 21	INDIANA	W 106- 92	16-0	8-5	24-5	Leonard-24	Aldridge-9	Leonard-5	Stuckey-16	18,418
Dec 23	@Minnesota	W 108- 83	16-0	9-5	25-5	Leonard-19	Aldridge-8	Parker-6	LaVine-17	16,788
Dec 25	@Houston	L 84- 88	16-0	9-6	25-6	Leonard-20	Duncan-11	Leonard-4	Harden-20	18,319
Dec 26	DENVER	W 101- 86	17-0	9-6	26-6	Leonard-20	Aldridge-9	West-6	Jokic-22	18,420
Dec 28	MINNESOTA	W 101- 95	18-0	9-6	27-6	Marjanovic-17 Leonard-17	Leonard-11	Parker-7	Wiggins-18	18,493
Dec 30	PHOENIX	W 112- 79	19-0	9-6	28-6	Aldridge-21	Marjanovic-12 Aldridge-12	Parker-7	Knight-11 Warren-11 Chandler-11	18,418
Jan 2	HOUSTON	W 121-103	20-0	9-6	29-6	Aldridge-24	Aldridge-9	Parker-10	Howard-22	18,652
Jan 4	@Milwaukee	W 123- 98	20-0	10-6	30-6	Leonard-24	Aldridge-11	Ginobili-7	Middleton-19	14,718
Jan 6	UTAH	W 123- 98	21-0	10-6	31-6	Duncan-18	West-13	Diaw-6 Duncan-6	Burke-21	18,418
Jan 8	NEW YORK	W 100- 99	22-0	10-6	32-6	Leonard-19	Leonard-12	Parker-8	Porzingis-28	18,420
Jan 11	@Brooklyn	W 106- 79	22-0	11-6	33-6	Aldridge-25	Aldridge-11	Ginobili-5	Lopez-18	15,214
Jan 12	@Detroit	W 109- 99	22-0	12-6	34-6	Parker-31	Aldridge-13	Green-5	Caldwell-Pope-25	14,273
Jan 14	CLEVELAND	W 99- 95	23-0	12-6	35-6	Parker-24	Leonard-10	Leonard-5	James-22	18,418
Jan 17	DALLAS	W 112- 83	24-0	12-6	36-6	Aldridge-23	Green-7	Parker-7	Powell-15	18,418
Jan 21	@Phoenix	W 117- 89	24-0	13-6	37-6	Leonard-21	Marjanovic-13	Diaw-4	Booker-24	16,779
Jan 22	@L.A. Lakers	W 108- 95	24-0	14-6	38-6	Ginobili-20	West-7	Ginobili-4 Diaw-4	Russell-18	18,997
Jan 25	@Golden State	L 90-120	24-0	14-7	38-7	Leonard-16	Marjanovic-6	Ginobili-3 Green-3 Parker-3	Curry-37	19,596
Jan 27	HOUSTON	W 130- 99	25-0	14-7	39-7	Aldridge-25	Marjanovic-10 Aldridge-10	Parker-7	Harden-20	18,418
Jan 30	@Cleveland	L 103-117	25-0	14-8	39-8	Leonard-24	Leonard-6	Parker-6	James-29	20,562
Feb 1	ORLANDO	W 107- 92	26-0	14-8	40-8	Aldridge-28	Green-6 Diaw-6	Parker-6	Vucevic-20	18,418
Feb 3	NEW ORLEANS	W 110- 97	27-0	14-8	41-8	Aldridge-36	Green-7	Parker-8	Davis-28	18,418
Feb 5	@Dallas	W 116- 90	27-0	15-8	42-8	Leonard-23	Aldridge-10	Diaw-4	Anderson-13 Villanueva-13	20,404
Feb 6	L.A. LAKERS	W 106-102	28-0	15-8	43-8	Aldridge-26	Leonard-13	West-5	Bryant-25	18,418
Feb 9	@Miami	W 119-101	28-0	16-8	44-8	Aldridge-28	Leonard-9	Parker-5	Wade-20	19,723
Feb 10	@Orlando	W 98- 96	28-0	17-8	45-8	Leonard-29	Aldridge-7 Leonard-7 Duncan-7	Mills-7	Fournier-28	17,467
Feb 18	@L.A. Clipper	L 86-105	28-0	17-9	45-9	Parker-14	Duncan-6	Parker-4 West-4	Paul-28	19,410
Feb 19	@L.A. Lakers	W 119-113	28-0	18-9	46-9	Parker-25	Duncan-13	Mills-7	Bryant-25	18,997
Feb 21	@Phoenix	W 118-111	28-0	19-9	47-9	Parker-22	Aldridge-10	Mills-5	Len-23	16,224
Feb 24	@Sacramento	W 108- 92	28-0	20-9	48-9	Parker-23	Aldridge-9	Diaw-7	Cousins-22	17,317
Feb 25	@Utah	W 96- 78	28-0	21-9	49-9	Leonard-29	Duncan-11	Parker-6	Favors-25	19,911
Feb 27	@Houston	W 104- 94	28-0	22-9	50-9	Leonard-27	Aldridge-16	Duncan-6	Harden-27	18,240



# SPURS 2015-16 GAME-BY-GAME

## SAN ANTONIO SPURS

Date	Opponent	Team/Opp	Home	Road	Total	High Scoring	High Rebounds	High Assists	Opponent Scoring	Atten.
Mar 2	DETROIT	W 97- 81	29-0	22-9	51-9	Leonard-27	Aldridge-10	Mills-7	Morris-16 Harris-16	18,418
Mar 3	@New Orleans	W 94- 86	29-0	23-9	52-9	Leonard-30	Leonard-11	Mills-8	Gordon-23	17,781
Mar 5	SACRAMENTO	W104- 94	30-0	23-9	53-9	Leonard-25	Leonard-13	Parker-7	Cousins-31	18,418
Mar 7	@Indiana	L 91- 99	30-0	23-10	53-10	Aldridge-23 Leonard-23	Duncan-14	Parker-5	Ellis-26	16,742
Mar 8	@Minnesota	W116- 91	30-0	24-10	54-10	Aldridge-29	Marjanovic-8	Miller-5	Wiggins-23	14,093
Mar 10	CHICAGO	W109-101	31-0	24-10	55-10	Leonard-29	Aldridge-10	Parker-12	Gasol-21 Rose-21	18,418
Mar 12	OKLAHOMA CITY	W 93- 85	32-0	24-10	56-10	Leonard-26	Aldridge-9	Parker-4	Durant-28	18,418
Mar 15	L.A. CLIPPERS	W108- 87	33-0	24-10	57-10	Leonard-20	Duncan-7	Mills-6	Paul-22	18,418
Mar 17	PORTLAND	W118-110	34-0	24-10	58-10	Aldridge-22 Leonard-22	Duncan-7	Parker-16	McCollum-26	18,418
Mar 19	GOLDEN STATE	W 87- 79	35-0	24-10	59-10	Aldridge-26	Leonard-14	Parker-6	K. Thompson-15	18,825
Mar 21	@Charlotte	L 88- 91	35-0	24-11	59-11	Parker-19	Aldridge-12	Parker-7	Lin-29	18,260
Mar 23	MIAMI	W112- 88	36-0	24-11	60-11	Leonard-32	Duncan-9	Parker-5 Ginobili-5	Richardson-17	18,418
Mar 25	MEMPHIS	W110-104	37-0	24-11	61-11	Aldridge-32	Aldridge-12	Duncan-7	Ja. Green-20	18,418
Mar 26	@Oklahoma Cit	L 92-111	37-0	24-12	61-12	West-17 Simmons-17	Miller-8	West-3 Anderson-3	Durant-31	18,203
Mar 28	@Memphis	W101- 87	37-0	25-12	62-12	Aldridge-31	Aldridge-13	Anderson-7	V. Carter-14	17,133
Mar 30	NEW ORLEANS	W100- 92	38-0	25-12	63-12	Ginobili-20	Duncan-9	Parker-6	Ajinca-18	18,418
Apr 2	TORONTO	W102- 95	39-0	25-12	64-12	Leonard-33	Aldridge-15	Leonard-7	Powell-17	18,418
Apr 5	@Utah	W 88- 86	39-0	26-12	65-12	Leonard-18	Leonard-8	Parker-4 Anderson-4	Hood-23	19,381
Apr 7	@Golden State	L101-112	39-0	26-13	65-13	Leonard-23	Anderson-11	West-7	Curry-27	19,596
Apr 8	@Denver	L 98-102	39-0	26-14	65-14	Duncan-21	Duncan-7 West-7	Mills-7	Nurkic-21	16,347
Apr 10	GOLDEN STATE	L 86- 92	39-1	26-14	65-15	Aldridge-24	Leonard-13	Leonard-5	Curry-37	18,658
Apr 12	OKLAHOMA CITY	W102- 98 (OT)	40-1	26-14	66-15	Leonard-26	Duncan-9	Leonard-5	Tied with-17	18,765
Apr 13	@Dallas	W 96- 91	40-1	27-14	67-15	Marjanovic-22	Marjanovic-12	Diaw-7	Felton-22	20,346

# 2015-16 REGULAR SEASON HIGHS & PLAYOFF CAREER HIGHS



## LaMARCUS ALDRIDGE

### LaMarcus Aldridge / San Antonio Spurs / 2015-2016 Regular Season Single-Game Highs

Minutes	38	04/02/2016	San Antonio vs Toronto (Twice)
Field Goals	12	04/02/2016	San Antonio vs Toronto (4 times)
Field Goal Attempts	25	03/19/2016	San Antonio vs Golden State
Three-Point Field Goals	0	04/12/2016	San Antonio vs Oklahoma City (74 times)
Three-Point Attempts	2	11/09/2015	San Antonio at Sacramento
Free Throws	12	02/03/2016	San Antonio vs New Orleans
Free Throw Attempts	12	02/03/2016	San Antonio vs New Orleans (Twice)
Offensive Rebounds	7	11/14/2015	San Antonio vs Philadelphia
Defensive Rebounds	12	02/27/2016	San Antonio at Houston (Twice)
Rebounds	19	11/14/2015	San Antonio vs Philadelphia
Assists	5	03/21/2016	San Antonio at Charlotte (3 times)
Steals	4	04/05/2016	San Antonio at Utah
Turnovers	5	11/04/2015	San Antonio at Washington
Blocked Shots	5	02/24/2016	San Antonio at Sacramento (3 times)
Points	36	02/03/2016	San Antonio vs New Orleans

### LaMarcus Aldridge / San Antonio Spurs / Career Regular Season Single-Game Highs (Games with all teams)

Minutes	54	12/12/2008	Portland vs L.A. Clippers
Field Goals	17	12/04/2013	Portland vs Oklahoma City
Field Goal Attempts	31	12/26/2013	Portland vs L.A. Clippers
Three-Point Field Goals	2	04/09/2015	Portland at Golden State (8 times)
Three-Point Attempts	4	04/08/2015	Portland vs Minnesota (3 times)
Free Throws	16	11/23/2013	Portland at Golden State
Free Throw Attempts	19	11/23/2013	Portland at Golden State
Offensive Rebounds	10	03/23/2009	Portland vs Philadelphia (Twice)
Defensive Rebounds	20	12/12/2013	Portland vs Houston
Rebounds	25	12/12/2013	Portland vs Houston
Assists	8	11/12/2012	Portland vs Atlanta
Steals	5	12/19/2014	Portland at San Antonio
Turnovers	8	11/20/2010	Portland vs Utah
Blocked Shots	7	12/28/2010	Portland at Denver
Points	44	01/23/2014	Portland vs Denver

### LaMarcus Aldridge / San Antonio Spurs / Career Regular Season Single-Game Highs (With this team only)

Minutes	38	04/02/2016	San Antonio vs Toronto (Twice)
Field Goals	12	04/02/2016	San Antonio vs Toronto (4 times)
Field Goal Attempts	25	03/19/2016	San Antonio vs Golden State
Three-Point Field Goals	0	04/12/2016	San Antonio vs Oklahoma City (74 times)
Three-Point Attempts	2	11/09/2015	San Antonio at Sacramento
Free Throws	12	02/03/2016	San Antonio vs New Orleans
Free Throw Attempts	12	02/03/2016	San Antonio vs New Orleans (Twice)
Offensive Rebounds	7	11/14/2015	San Antonio vs Philadelphia
Defensive Rebounds	12	02/27/2016	San Antonio at Houston (Twice)
Rebounds	19	11/14/2015	San Antonio vs Philadelphia
Assists	5	03/21/2016	San Antonio at Charlotte (3 times)
Steals	4	04/05/2016	San Antonio at Utah
Turnovers	5	11/04/2015	San Antonio at Washington
Blocked Shots	5	02/24/2016	San Antonio at Sacramento (3 times)
Points	36	02/03/2016	San Antonio vs New Orleans

### LaMarcus Aldridge / San Antonio Spurs / Career Postseason Single-Game Highs (Games with all teams)

Minutes	47	04/23/2011	Portland vs Dallas
Field Goals	18	04/23/2014	Portland at Houston
Field Goal Attempts	34	04/19/2015	Portland at Memphis
Three-Point Field Goals	2	04/19/2015	Portland at Memphis (Twice)
Three-Point Attempts	5	04/19/2015	Portland at Memphis
Free Throws	10	05/02/2014	Portland vs Houston (Twice)
Free Throw Attempts	13	04/20/2014	Portland at Houston
Offensive Rebounds	8	04/27/2015	Portland vs Memphis
Defensive Rebounds	11	04/22/2015	Portland at Memphis (3 times)
Rebounds	18	04/20/2014	Portland at Houston
Assists	5	04/25/2015	Portland vs Memphis
Steals	4	04/23/2011	Portland vs Dallas
Turnovers	5	04/18/2010	Portland at Phoenix
Blocked Shots	5	04/29/2010	Portland vs Phoenix (Twice)
Points	46	04/20/2014	Portland at Houston



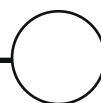
# KYLE ANDERSON

## Kyle Anderson / San Antonio Spurs / 2015-2016 Regular Season Single-Game Highs

Minutes	36	03/28/2016	San Antonio at Memphis
Field Goals	7	02/24/2016	San Antonio at Sacramento (Twice)
Field Goal Attempts	14	02/19/2016	San Antonio at L.A. Lakers
Three-Point Field Goals	2	11/14/2015	San Antonio vs Philadelphia
Three-Point Attempts	3	02/27/2016	San Antonio at Houston
Free Throws	4	03/28/2016	San Antonio at Memphis
Free Throw Attempts	5	12/07/2015	San Antonio at Philadelphia
Offensive Rebounds	2	03/08/2016	San Antonio at Minnesota (5 times)
Defensive Rebounds	11	04/07/2016	San Antonio at Golden State
Rebounds	11	04/07/2016	San Antonio at Golden State
Assists	7	03/28/2016	San Antonio at Memphis
Steals	5	04/13/2016	San Antonio at Dallas
Turnovers	4	03/08/2016	San Antonio at Minnesota
Blocked Shots	2	03/15/2016	San Antonio vs L.A. Clippers (4 times)
Points	15	04/13/2016	San Antonio at Dallas

## Kyle Anderson / San Antonio Spurs / Career Regular Season Single-Game Highs

Minutes	36	03/28/2016	San Antonio at Memphis
Field Goals	7	02/24/2016	San Antonio at Sacramento (Twice)
Field Goal Attempts	14	02/19/2016	San Antonio at L.A. Lakers
Three-Point Field Goals	2	11/14/2015	San Antonio vs Philadelphia
Three-Point Attempts	3	02/27/2016	San Antonio at Houston
Free Throws	4	03/28/2016	San Antonio at Memphis
Free Throw Attempts	5	12/07/2015	San Antonio at Philadelphia (Twice)
Offensive Rebounds	2	03/08/2016	San Antonio at Minnesota (6 times)
Defensive Rebounds	11	04/07/2016	San Antonio at Golden State
Rebounds	11	04/07/2016	San Antonio at Golden State
Assists	7	03/28/2016	San Antonio at Memphis
Steals	5	04/13/2016	San Antonio at Dallas
Turnovers	4	03/08/2016	San Antonio at Minnesota
Blocked Shots	2	03/15/2016	San Antonio vs L.A. Clippers (4 times)
Points	15	04/13/2016	San Antonio at Dallas (Twice)



# 2015-16 REGULAR SEASON HIGHS & PLAYOFF CAREER HIGHS



## MATT BONNER

### Matt Bonner / San Antonio Spurs / 2015-2016 Regular Season Single-Game Highs

Minutes	24	12/07/2015	San Antonio at Philadelphia
Field Goals	4	12/14/2015	San Antonio vs Utah (Twice)
Field Goal Attempts	6	04/13/2016	San Antonio at Dallas (Twice)
Three-Point Field Goals	2	04/13/2016	San Antonio at Dallas (3 times)
Three-Point Attempts	4	04/13/2016	San Antonio at Dallas
Free Throws	2	02/05/2016	San Antonio at Dallas
Free Throw Attempts	2	02/05/2016	San Antonio at Dallas (Twice)
Offensive Rebounds	1	01/21/2016	San Antonio at Phoenix (3 times)
Defensive Rebounds	4	12/14/2015	San Antonio vs Utah
Rebounds	5	12/14/2015	San Antonio vs Utah
Assists	3	12/07/2015	San Antonio at Philadelphia
Steals	1	04/07/2016	San Antonio at Golden State (6 times)
Turnovers	1	03/26/2016	San Antonio at Oklahoma City (3 times)
Blocked Shots	1	04/13/2016	San Antonio at Dallas
Points	10	12/14/2015	San Antonio vs Utah

### Matt Bonner / San Antonio Spurs / Career Regular Season Single-Game Highs (Games with all teams)

Minutes	39	03/25/2009	San Antonio at Atlanta (Twice)
Field Goals	10	12/07/2009	San Antonio at Utah (Twice)
Field Goal Attempts	17	02/08/2009	San Antonio at Boston
Three-Point Field Goals	7	11/14/2010	San Antonio at Oklahoma City
Three-Point Attempts	11	01/21/2012	San Antonio at Houston (Twice)
Free Throws	8	12/20/2014	San Antonio at Dallas
Free Throw Attempts	8	12/20/2014	San Antonio at Dallas (Twice)
Offensive Rebounds	7	01/17/2009	San Antonio at Chicago (3 times)
Defensive Rebounds	11	12/11/2007	San Antonio at Golden State
Rebounds	17	12/11/2007	San Antonio at Golden State
Assists	5	03/23/2012	San Antonio vs Dallas (Twice)
Steals	4	11/18/2005	Toronto at Boston (Twice)
Turnovers	5	01/12/2008	San Antonio vs Minnesota
Blocked Shots	4	01/14/2015	San Antonio at Charlotte (Twice)
Points	28	12/07/2009	San Antonio at Utah

### Matt Bonner / San Antonio Spurs / Career Regular Season Single-Game Highs (With this team only)

Minutes	39	03/25/2009	San Antonio at Atlanta (Twice)
Field Goals	10	12/07/2009	San Antonio at Utah (Twice)
Field Goal Attempts	17	02/08/2009	San Antonio at Boston
Three-Point Field Goals	7	11/14/2010	San Antonio at Oklahoma City
Three-Point Attempts	11	01/21/2012	San Antonio at Houston
Free Throws	8	12/20/2014	San Antonio at Dallas
Free Throw Attempts	8	12/20/2014	San Antonio at Dallas (Twice)
Offensive Rebounds	7	01/17/2009	San Antonio at Chicago (3 times)
Defensive Rebounds	11	12/11/2007	San Antonio at Golden State
Rebounds	17	12/11/2007	San Antonio at Golden State
Assists	5	03/23/2012	San Antonio vs Dallas (Twice)
Steals	3	02/03/2014	San Antonio at New Orleans (6 times)
Turnovers	5	01/12/2008	San Antonio vs Minnesota
Blocked Shots	4	01/14/2015	San Antonio at Charlotte (Twice)
Points	28	12/07/2009	San Antonio at Utah

### Matt Bonner / San Antonio Spurs / Career Postseason Single-Game Highs (Games with all teams)

Minutes	30	05/09/2010	San Antonio vs Phoenix
Field Goals	5	05/09/2010	San Antonio vs Phoenix
Field Goal Attempts	9	04/20/2009	San Antonio vs Dallas
Three-Point Field Goals	4	05/19/2013	San Antonio vs Memphis
Three-Point Attempts	6	05/19/2013	San Antonio vs Memphis
Free Throws	6	04/17/2011	San Antonio vs Memphis
Free Throw Attempts	6	04/17/2011	San Antonio vs Memphis
Offensive Rebounds	4	04/20/2009	San Antonio vs Dallas
Defensive Rebounds	6	04/29/2010	San Antonio vs Dallas (Twice)
Rebounds	7	04/29/2010	San Antonio vs Dallas (Twice)
Assists	2	06/15/2014	San Antonio vs Miami (6 times)
Steals	3	04/24/2013	San Antonio vs L.A. Lakers
Turnovers	3	05/09/2010	San Antonio vs Phoenix
Blocked Shots	2	04/26/2013	San Antonio at L.A. Lakers (3 times)
Points	14	05/09/2010	San Antonio vs Phoenix

### Matt Bonner / San Antonio Spurs / Career Postseason Single-Game Highs (With this team only)

Minutes	30	05/09/2010	San Antonio vs Phoenix
Field Goals	5	05/09/2010	San Antonio vs Phoenix
Field Goal Attempts	9	04/20/2009	San Antonio vs Dallas
Three-Point Field Goals	4	05/19/2013	San Antonio vs Memphis
Three-Point Attempts	6	05/19/2013	San Antonio vs Memphis
Free Throws	6	04/17/2011	San Antonio vs Memphis
Free Throw Attempts	6	04/17/2011	San Antonio vs Memphis
Offensive Rebounds	4	04/20/2009	San Antonio vs Dallas
Defensive Rebounds	6	04/29/2010	San Antonio vs Dallas (Twice)
Rebounds	7	04/29/2010	San Antonio vs Dallas (Twice)
Assists	2	06/15/2014	San Antonio vs Miami (6 times)
Steals	3	04/24/2013	San Antonio vs L.A. Lakers
Turnovers	3	05/09/2010	San Antonio vs Phoenix
Blocked Shots	2	04/26/2013	San Antonio at L.A. Lakers (3 times)
Points	14	05/09/2010	San Antonio vs Phoenix

# BORIS DIAW

## Boris Diaw / San Antonio Spurs / 2015-2016 Regular Season Single-Game Highs

Minutes	35	03/19/2016	San Antonio vs Golden State
Field Goals	8	01/02/2016	San Antonio vs Houston
Field Goal Attempts	13	01/02/2016	San Antonio vs Houston
Three-Point Field Goals	2	01/17/2016	San Antonio vs Dallas (3 times)
Three-Point Attempts	5	01/17/2016	San Antonio vs Dallas
Free Throws	4	01/12/2016	San Antonio at Detroit
Free Throw Attempts	5	12/30/2015	San Antonio vs Phoenix (Twice)
Offensive Rebounds	3	01/02/2016	San Antonio vs Houston (Twice)
Defensive Rebounds	7	03/19/2016	San Antonio vs Golden State
Rebounds	8	03/19/2016	San Antonio vs Golden State (4 times)
Assists	7	04/13/2016	San Antonio at Dallas (Twice)
Steals	2	03/08/2016	San Antonio at Minnesota (4 times)
Turnovers	6	03/05/2016	San Antonio vs Sacramento
Blocked Shots	3	10/28/2015	San Antonio at Oklahoma City
Points	20	01/02/2016	San Antonio vs Houston

## Boris Diaw / San Antonio Spurs / Career Regular Season Single-Game Highs (Games with all teams)

Minutes	52	10/30/2009	Charlotte vs New York
Field Goals	15	03/20/2009	Charlotte at Toronto
Field Goal Attempts	24	01/27/2009	Charlotte at L.A. Lakers
Three-Point Field Goals	5	12/05/2009	Charlotte vs Philadelphia
Three-Point Attempts	10	01/05/2011	Charlotte at Minnesota
Free Throws	10	02/25/2006	Phoenix vs Charlotte
Free Throw Attempts	10	01/28/2012	Charlotte vs Washington (6 times)
Offensive Rebounds	8	02/25/2006	Phoenix vs Charlotte (Twice)
Defensive Rebounds	12	12/28/2011	Charlotte vs Miami (Twice)
Rebounds	16	12/28/2011	Charlotte vs Miami (Twice)
Assists	16	04/14/2006	Phoenix at Golden State
Steals	4	03/12/2013	San Antonio at Minnesota (7 times)
Turnovers	8	02/02/2009	Charlotte at Utah (3 times)
Blocked Shots	7	02/11/2009	Charlotte vs Washington
Points	31	12/26/2005	Phoenix at Minnesota

## Boris Diaw / San Antonio Spurs / Career Regular Season Single-Game Highs (With this team only)

Minutes	39	12/17/2014	San Antonio vs Memphis (Twice)
Field Goals	10	04/15/2015	San Antonio at New Orleans
Field Goal Attempts	20	01/28/2014	San Antonio at Houston
Three-Point Field Goals	3	03/27/2015	San Antonio vs Dallas (6 times)
Three-Point Attempts	6	12/17/2014	San Antonio vs Memphis (Twice)
Free Throws	8	03/18/2015	San Antonio at Milwaukee
Free Throw Attempts	8	03/18/2015	San Antonio at Milwaukee (Twice)
Offensive Rebounds	6	12/17/2014	San Antonio vs Memphis
Defensive Rebounds	8	11/21/2014	San Antonio at Minnesota (Twice)
Rebounds	13	12/17/2014	San Antonio vs Memphis
Assists	9	12/15/2014	San Antonio at Portland (Twice)
Steals	4	03/12/2013	San Antonio at Minnesota
Turnovers	6	03/05/2016	San Antonio vs Sacramento
Blocked Shots	3	10/28/2015	San Antonio at Oklahoma City
Points	23	12/22/2014	San Antonio vs L.A. Clippers

## Boris Diaw / San Antonio Spurs / Career Postseason Single-Game Highs (Games with all teams)

Minutes	49	05/04/2006	Phoenix at L.A. Lakers
Field Goals	13	05/24/2006	Phoenix at Dallas
Field Goal Attempts	23	05/24/2006	Phoenix at Dallas
Three-Point Field Goals	3	05/31/2014	San Antonio at Oklahoma City (Twice)
Three-Point Attempts	6	05/31/2014	San Antonio at Oklahoma City (3 times)
Free Throws	11	05/02/2006	Phoenix vs L.A. Lakers
Free Throw Attempts	11	05/02/2006	Phoenix vs L.A. Lakers
Offensive Rebounds	5	05/15/2012	San Antonio vs L.A. Clippers
Defensive Rebounds	9	05/27/2014	San Antonio at Oklahoma City (Twice)
Rebounds	12	05/15/2012	San Antonio vs L.A. Clippers
Assists	9	06/12/2014	San Antonio at Miami (3 times)
Steals	3	05/15/2012	San Antonio vs L.A. Clippers
Turnovers	6	06/03/2006	Phoenix vs Dallas (Twice)
Blocked Shots	4	05/12/2006	Phoenix at L.A. Clippers
Points	34	05/24/2006	Phoenix at Dallas

## Boris Diaw / San Antonio Spurs / Career Postseason Single-Game Highs (With this team only)

Minutes	38	06/15/2014	San Antonio vs Miami
Field Goals	8	04/30/2015	San Antonio vs L.A. Clippers (Twice)
Field Goal Attempts	14	04/22/2015	San Antonio at L.A. Clippers (Twice)
Three-Point Field Goals	3	05/31/2014	San Antonio at Oklahoma City (Twice)
Three-Point Attempts	6	05/31/2014	San Antonio at Oklahoma City (3 times)
Free Throws	7	05/31/2014	San Antonio at Oklahoma City
Free Throw Attempts	10	05/31/2014	San Antonio at Oklahoma City
Offensive Rebounds	5	05/15/2012	San Antonio vs L.A. Clippers
Defensive Rebounds	9	05/27/2014	San Antonio at Oklahoma City
Rebounds	12	05/15/2012	San Antonio vs L.A. Clippers
Assists	9	06/12/2014	San Antonio at Miami
Steals	3	05/15/2012	San Antonio vs L.A. Clippers
Turnovers	3	05/02/2015	San Antonio at L.A. Clippers (5 times)
Blocked Shots	1	04/24/2015	San Antonio vs L.A. Clippers (13 times)
Points	26	05/31/2014	San Antonio at Oklahoma City

# 2015-16 REGULAR SEASON HIGHS & PLAYOFF CAREER HIGHS



## TIM DUNCAN

Tim Duncan / San Antonio Spurs / <b>2015-2016 Regular Season Single-Game Highs</b>	
Minutes	36, 11/21/2015, San Antonio vs Memphis
Field Goals	9, 04/08/2016, San Antonio at Denver
Field Goal Attempts	15, 04/08/2016, San Antonio at Denver
Three-Point Field Goals	0, 04/12/2016, San Antonio vs Oklahoma City (61 times)
Three-Point Attempts	1, 01/14/2016, San Antonio vs Cleveland (Twice)
Free Throws	7, 10/30/2015, San Antonio vs Brooklyn
Free Throw Attempts	7, 10/30/2015, San Antonio vs Brooklyn
Offensive Rebounds	6, 03/07/2016, San Antonio at Indiana
Defensive Rebounds	13, 11/28/2015, San Antonio vs Atlanta
Rebounds	18, 11/28/2015, San Antonio vs Atlanta
Assists	7, 03/25/2016, San Antonio vs Memphis
Steals	4, 01/12/2016, San Antonio at Detroit (Twice)
Turnovers	4, 12/12/2015, San Antonio at Atlanta (3 times)
Blocked Shots	6, 11/18/2015, San Antonio vs Denver
Points	21, 04/08/2016, San Antonio at Denver

Tim Duncan / San Antonio Spurs / <b>Career Regular Season Single-Game Highs</b>	
Minutes	52, 04/27/1999, San Antonio at Sacramento
Field Goals	19, 12/05/2003, San Antonio at Orlando (3 times)
Field Goal Attempts	34, 12/05/2003, San Antonio at Orlando
Three-Point Field Goals	1, 03/25/2015, San Antonio vs Oklahoma City (30 times)
Three-Point Attempts	2, 03/18/2015, San Antonio at Milwaukee (13 times)
Free Throws	17, 01/17/2002, San Antonio vs Utah
Free Throw Attempts	24, 02/13/2001, San Antonio vs Dallas
Offensive Rebounds	12, 02/12/2002, San Antonio at Sacramento
Defensive Rebounds	23, 02/01/2003, San Antonio at Miami
Rebounds	27, 01/27/2010, San Antonio vs Atlanta
Assists	11, 11/30/2010, San Antonio at Golden State (Twice)
Steals	8, 02/09/2000, San Antonio at Denver
Turnovers	10, 03/04/1998, San Antonio at Golden State
Blocked Shots	9, 01/26/2007, San Antonio vs Memphis
Points	53, 12/26/2001, San Antonio vs Dallas

Tim Duncan / San Antonio Spurs / <b>Career Postseason Single-Game Highs</b>	
Minutes	51, 04/19/2008, San Antonio vs Phoenix
Field Goals	16, 04/19/2008, San Antonio vs Phoenix (Twice)
Field Goal Attempts	30, 05/05/2002, San Antonio at L.A. Lakers
Three-Point Field Goals	1, 05/05/2010, San Antonio at Phoenix (5 times)
Three-Point Attempts	2, 05/11/2003, San Antonio at L.A. Lakers (Twice)
Free Throws	19, 05/22/1999, San Antonio at L.A. Lakers
Free Throw Attempts	23, 05/22/2006, San Antonio vs Dallas (Twice)
Offensive Rebounds	9, 04/29/2008, San Antonio vs Phoenix
Defensive Rebounds	20, 04/25/2003, San Antonio at Phoenix (Twice)
Rebounds	25, 05/14/2002, San Antonio at L.A. Lakers
Assists	11, 04/20/2002, San Antonio vs Seattle
Steals	4, 06/20/2013, San Antonio at Miami (Twice)
Turnovers	10, 05/07/2002, San Antonio at L.A. Lakers
Blocked Shots	9, 05/18/2007, San Antonio vs Phoenix
Points	41, 05/22/2006, San Antonio vs Dallas

# MANU GINOBILI

## Manu Ginobili / San Antonio Spurs / 2015-2016 Regular Season Single-Game Highs

Minutes	29	11/25/2015	San Antonio vs Dallas
Field Goals	9	01/22/2016	San Antonio at L.A. Lakers
Field Goal Attempts	14	11/16/2015	San Antonio vs Portland
Three-Point Field Goals	5	03/30/2016	San Antonio vs New Orleans
Three-Point Attempts	6	03/30/2016	San Antonio vs New Orleans (7 times)
Free Throws	6	01/25/2016	San Antonio at Golden State (3 times)
Free Throw Attempts	10	01/25/2016	San Antonio at Golden State
Offensive Rebounds	4	11/11/2015	San Antonio at Portland
Defensive Rebounds	7	11/01/2015	San Antonio at Boston
Rebounds	8	11/01/2015	San Antonio at Boston
Assists	8	12/16/2015	San Antonio vs Washington
Steals	5	01/22/2016	San Antonio at L.A. Lakers
Turnovers	4	02/03/2016	San Antonio vs New Orleans (6 times)
Blocked Shots	2	01/22/2016	San Antonio at L.A. Lakers
Points	22	03/05/2016	San Antonio vs Sacramento

## Manu Ginobili / San Antonio Spurs / Career Regular Season Single-Game Highs

Minutes	50	04/09/2005	San Antonio at L.A. Clippers
Field Goals	16	01/21/2005	San Antonio at Phoenix
Field Goal Attempts	27	04/09/2005	San Antonio at L.A. Clippers
Three-Point Field Goals	8	02/13/2008	San Antonio at Cleveland
Three-Point Attempts	12	03/23/2011	San Antonio at Denver (Twice)
Free Throws	18	01/29/2009	San Antonio at Phoenix
Free Throw Attempts	19	12/07/2007	San Antonio vs Utah
Offensive Rebounds	5	11/15/2006	San Antonio vs Charlotte (3 times)
Defensive Rebounds	13	02/11/2008	San Antonio at Toronto
Rebounds	15	02/11/2008	San Antonio at Toronto
Assists	15	03/01/2013	San Antonio vs Sacramento
Steals	8	01/23/2008	San Antonio vs L.A. Lakers
Turnovers	7	12/13/2007	San Antonio at L.A. Lakers (3 times)
Blocked Shots	4	01/18/2015	San Antonio vs Utah (Twice)
Points	48	01/21/2005	San Antonio at Phoenix

## Manu Ginobili / San Antonio Spurs / Career Postseason Single-Game Highs

Minutes	45	04/19/2008	San Antonio vs Phoenix
Field Goals	11	06/04/2012	San Antonio vs Oklahoma City (4 times)
Field Goal Attempts	24	04/19/2008	San Antonio vs Phoenix
Three-Point Field Goals	6	05/25/2014	San Antonio at Oklahoma City (Twice)
Three-Point Attempts	11	05/19/2008	San Antonio at New Orleans
Free Throws	15	05/17/2005	San Antonio vs Seattle
Free Throw Attempts	17	05/17/2005	San Antonio vs Seattle
Offensive Rebounds	5	05/25/2003	San Antonio at Dallas
Defensive Rebounds	9	05/16/2007	San Antonio at Phoenix (4 times)
Rebounds	11	05/18/2007	San Antonio vs Phoenix
Assists	11	06/05/2014	San Antonio vs Miami (4 times)
Steals	6	05/04/2014	San Antonio vs Dallas
Turnovers	8	06/18/2013	San Antonio at Miami
Blocked Shots	2	04/24/2015	San Antonio vs L.A. Clippers (8 times)
Points	39	05/17/2005	San Antonio vs Seattle



# 2015-16 REGULAR SEASON HIGHS & PLAYOFF CAREER HIGHS



## DANNY GREEN

### Danny Green / San Antonio Spurs / 2015-2016 Regular Season Single-Game Highs

Minutes	39	02/03/2016	San Antonio vs New Orleans
Field Goals	7	11/23/2015	San Antonio vs Phoenix
Field Goal Attempts	15	11/23/2015	San Antonio vs Phoenix
Three-Point Field Goals	6	01/27/2016	San Antonio vs Houston (Twice)
Three-Point Attempts	9	03/12/2016	San Antonio vs Oklahoma City (Twice)
Free Throws	3	11/07/2015	San Antonio vs Charlotte (Twice)
Free Throw Attempts	4	02/21/2016	San Antonio at Phoenix
Offensive Rebounds	2	04/02/2016	San Antonio vs Toronto (8 times)
Defensive Rebounds	8	11/20/2015	San Antonio at New Orleans (Twice)
Rebounds	8	11/20/2015	San Antonio at New Orleans (Twice)
Assists	5	01/12/2016	San Antonio at Detroit (Twice)
Steals	4	04/07/2016	San Antonio at Golden State (Twice)
Turnovers	4	04/10/2016	San Antonio vs Golden State (4 times)
Blocked Shots	4	01/22/2016	San Antonio at L.A. Lakers
Points	18	01/27/2016	San Antonio vs Houston (3 times)

### Danny Green / San Antonio Spurs / Career Regular Season Single-Game Highs (Games with all teams)

Minutes	52	12/17/2014	San Antonio vs Memphis
Field Goals	12	04/11/2014	San Antonio vs Phoenix
Field Goal Attempts	21	12/19/2014	San Antonio vs Portland
Three-Point Field Goals	8	02/06/2013	San Antonio at Minnesota
Three-Point Attempts	13	12/17/2014	San Antonio vs Memphis
Free Throws	9	12/28/2014	San Antonio vs Houston
Free Throw Attempts	10	12/28/2014	San Antonio vs Houston
Offensive Rebounds	5	12/19/2014	San Antonio vs Portland
Defensive Rebounds	12	02/09/2015	San Antonio at Indiana
Rebounds	12	02/09/2015	San Antonio at Indiana
Assists	7	02/21/2013	San Antonio at L.A. Clippers
Steals	5	12/28/2014	San Antonio vs Houston (3 times)
Turnovers	5	03/01/2013	San Antonio vs Sacramento
Blocked Shots	5	12/17/2014	San Antonio vs Memphis
Points	33	04/11/2014	San Antonio vs Phoenix

### Danny Green / San Antonio Spurs / Career Regular Season Single-Game Highs (With this team only)

Minutes	52	12/17/2014	San Antonio vs Memphis
Field Goals	12	04/11/2014	San Antonio vs Phoenix
Field Goal Attempts	21	12/19/2014	San Antonio vs Portland
Three-Point Field Goals	8	02/06/2013	San Antonio at Minnesota
Three-Point Attempts	13	12/17/2014	San Antonio vs Memphis
Free Throws	9	12/28/2014	San Antonio vs Houston
Free Throw Attempts	10	12/28/2014	San Antonio vs Houston
Offensive Rebounds	5	12/19/2014	San Antonio vs Portland
Defensive Rebounds	12	02/09/2015	San Antonio at Indiana
Rebounds	12	02/09/2015	San Antonio at Indiana
Assists	7	02/21/2013	San Antonio at L.A. Clippers
Steals	5	12/28/2014	San Antonio vs Houston (3 times)
Turnovers	5	03/01/2013	San Antonio vs Sacramento
Blocked Shots	5	12/17/2014	San Antonio vs Memphis
Points	33	04/11/2014	San Antonio vs Phoenix

### Danny Green / San Antonio Spurs / Career Postseason Single-Game Highs (Games with all teams)

Minutes	44	05/06/2013	San Antonio vs Golden State
Field Goals	9	05/14/2014	San Antonio vs Portland (Twice)
Field Goal Attempts	15	06/16/2013	San Antonio vs Miami (Twice)
Three-Point Field Goals	7	05/21/2014	San Antonio vs Oklahoma City (Twice)
Three-Point Attempts	10	05/21/2014	San Antonio vs Oklahoma City (Twice)
Free Throws	3	05/05/2012	San Antonio at Utah
Free Throw Attempts	4	05/05/2012	San Antonio at Utah
Offensive Rebounds	4	05/12/2013	San Antonio at Golden State
Defensive Rebounds	9	05/14/2014	San Antonio vs Portland
Rebounds	9	05/14/2014	San Antonio vs Portland
Assists	4	06/13/2013	San Antonio vs Miami (3 times)
Steals	5	06/10/2014	San Antonio at Miami
Turnovers	3	05/27/2014	San Antonio at Oklahoma City (3 times)
Blocked Shots	5	05/02/2015	San Antonio at L.A. Clippers
Points	27	06/11/2013	San Antonio vs Miami

# KAWHI LEONARD

## Kawhi Leonard / San Antonio Spurs / 2015-2016 Regular Season Single-Game Highs

Minutes	40	04/02/2016	San Antonio vs Toronto (6 times)
Field Goals	13	03/02/2016	San Antonio vs Detroit (Twice)
Field Goal Attempts	24	03/12/2016	San Antonio vs Oklahoma City (Twice)
Three-Point Field Goals	7	12/03/2015	San Antonio at Memphis
Three-Point Attempts	10	03/03/2016	San Antonio at New Orleans
Free Throws	12	02/06/2016	San Antonio vs L.A. Lakers
Free Throw Attempts	15	02/06/2016	San Antonio vs L.A. Lakers
Offensive Rebounds	6	04/10/2016	San Antonio vs Golden State (Twice)
Defensive Rebounds	12	11/02/2015	San Antonio at New York
Rebounds	14	03/19/2016	San Antonio vs Golden State (Twice)
Assists	7	04/02/2016	San Antonio vs Toronto
Steals	5	12/25/2015	San Antonio at Houston (Twice)
Turnovers	4	03/19/2016	San Antonio vs Golden State (5 times)
Blocked Shots	5	11/27/2015	San Antonio at Denver
Points	33	04/02/2016	San Antonio vs Toronto

## Kawhi Leonard / San Antonio Spurs / Career Regular Season Single-Game Highs

Minutes	44	03/12/2015	San Antonio vs Cleveland (Twice)
Field Goals	13	03/02/2016	San Antonio vs Detroit (Twice)
Field Goal Attempts	24	03/12/2016	San Antonio vs Oklahoma City (Twice)
Three-Point Field Goals	7	12/03/2015	San Antonio at Memphis
Three-Point Attempts	10	03/03/2016	San Antonio at New Orleans (Twice)
Free Throws	12	02/06/2016	San Antonio vs L.A. Lakers
Free Throw Attempts	15	02/06/2016	San Antonio vs L.A. Lakers
Offensive Rebounds	7	01/21/2012	San Antonio at Houston
Defensive Rebounds	12	11/02/2015	San Antonio at New York (4 times)
Rebounds	16	04/10/2014	San Antonio at Dallas
Assists	7	04/02/2016	San Antonio vs Toronto (3 times)
Steals	7	04/05/2015	San Antonio vs Golden State
Turnovers	5	03/27/2015	San Antonio vs Dallas
Blocked Shots	6	12/14/2014	San Antonio at Denver
Points	33	04/02/2016	San Antonio vs Toronto

## Kawhi Leonard / San Antonio Spurs / Career Postseason Single-Game Highs

Minutes	46	06/18/2013	San Antonio at Miami
Field Goals	13	04/24/2015	San Antonio vs L.A. Clippers
Field Goal Attempts	21	05/31/2014	San Antonio at Oklahoma City
Three-Point Field Goals	4	05/08/2014	San Antonio vs Portland (Twice)
Three-Point Attempts	6	04/26/2015	San Antonio vs L.A. Clippers (3 times)
Free Throws	8	04/28/2015	San Antonio at L.A. Clippers
Free Throw Attempts	10	04/28/2015	San Antonio at L.A. Clippers
Offensive Rebounds	8	06/09/2013	San Antonio at Miami
Defensive Rebounds	12	06/20/2013	San Antonio at Miami
Rebounds	16	06/20/2013	San Antonio at Miami
Assists	5	04/26/2015	San Antonio vs L.A. Clippers
Steals	5	05/14/2014	San Antonio vs Portland (3 times)
Turnovers	5	04/26/2014	San Antonio at Dallas
Blocked Shots	3	06/12/2014	San Antonio at Miami
Points	32	04/24/2015	San Antonio vs L.A. Clippers



## BOBAN MARJANOVIC

### Boban Marjanovic / San Antonio Spurs / 2015-2016 Regular Season Single-Game Highs

Minutes	37	04/13/2016	San Antonio at Dallas
Field Goals	9	03/23/2016	San Antonio vs Miami
Field Goal Attempts	12	03/26/2016	San Antonio at Oklahoma City (Twice)
Three-Point Field Goals	0	04/13/2016	San Antonio at Dallas (54 times)
Three-Point Attempts	0	04/13/2016	San Antonio at Dallas (54 times)
Free Throws	8	04/13/2016	San Antonio at Dallas (Twice)
Free Throw Attempts	8	04/13/2016	San Antonio at Dallas (Twice)
Offensive Rebounds	4	01/25/2016	San Antonio at Golden State (Twice)
Defensive Rebounds	10	12/30/2015	San Antonio vs Phoenix
Rebounds	13	01/21/2016	San Antonio at Phoenix
Assists	2	04/08/2016	San Antonio at Denver (3 times)
Steals	2	12/07/2015	San Antonio at Philadelphia
Turnovers	2	04/12/2016	San Antonio vs Oklahoma City (9 times)
Blocked Shots	4	12/26/2015	San Antonio vs Denver
Points	22	04/13/2016	San Antonio at Dallas

### Boban Marjanovic / San Antonio Spurs / Career Regular Season Single-Game Highs

Minutes	37	04/13/2016	San Antonio at Dallas
Field Goals	9	03/23/2016	San Antonio vs Miami
Field Goal Attempts	12	03/26/2016	San Antonio at Oklahoma City (Twice)
Three-Point Field Goals	0	04/13/2016	San Antonio at Dallas (54 times)
Three-Point Attempts	0	04/13/2016	San Antonio at Dallas (54 times)
Free Throws	8	04/13/2016	San Antonio at Dallas (Twice)
Free Throw Attempts	8	04/13/2016	San Antonio at Dallas (Twice)
Offensive Rebounds	4	01/25/2016	San Antonio at Golden State (Twice)
Defensive Rebounds	10	12/30/2015	San Antonio vs Phoenix
Rebounds	13	01/21/2016	San Antonio at Phoenix
Assists	2	04/08/2016	San Antonio at Denver (3 times)
Steals	2	12/07/2015	San Antonio at Philadelphia
Turnovers	2	04/12/2016	San Antonio vs Oklahoma City (9 times)
Blocked Shots	4	12/26/2015	San Antonio vs Denver
Points	22	04/13/2016	San Antonio at Dallas

# KEVIN MARTIN

## Kevin Martin / San Antonio Spurs / 2015-2016 Regular Season Single-Game Highs (Games with all teams)

Minutes	41	12/11/2015	Minnesota at Denver
Field Goals	14	12/09/2015	Minnesota vs L.A. Lakers
Field Goal Attempts	27	12/09/2015	Minnesota vs L.A. Lakers
Three-Point Field Goals	6	12/09/2015	Minnesota vs L.A. Lakers
Three-Point Attempts	9	12/09/2015	Minnesota vs L.A. Lakers
Free Throws	11	10/28/2015	Minnesota at L.A. Lakers
Free Throw Attempts	12	10/28/2015	Minnesota at L.A. Lakers
Offensive Rebounds	2	01/23/2016	Minnesota vs Memphis
Defensive Rebounds	7	11/20/2015	Minnesota vs Detroit
Rebounds	7	11/20/2015	Minnesota vs Detroit
Assists	6	11/12/2015	Minnesota vs Golden State
Steals	2	04/12/2016	San Antonio vs Oklahoma City (3 times)
Turnovers	6	11/10/2015	Minnesota vs Charlotte
Blocked Shots	1	03/26/2016	San Antonio at Oklahoma City (3 times)
Points	37	12/09/2015	Minnesota vs L.A. Lakers

## Kevin Martin / San Antonio Spurs / 2015-2016 Regular Season Single-Game Highs (With this team only)

Minutes	34	03/25/2016	San Antonio vs Memphis
Field Goals	5	04/08/2016	San Antonio at Denver
Field Goal Attempts	13	03/25/2016	San Antonio vs Memphis
Three-Point Field Goals	3	03/25/2016	San Antonio vs Memphis
Three-Point Attempts	8	03/25/2016	San Antonio vs Memphis
Free Throws	5	04/08/2016	San Antonio at Denver
Free Throw Attempts	5	04/08/2016	San Antonio at Denver
Offensive Rebounds	1	04/13/2016	San Antonio at Dallas (4 times)
Defensive Rebounds	5	04/08/2016	San Antonio at Denver
Rebounds	6	04/08/2016	San Antonio at Denver
Assists	4	04/07/2016	San Antonio at Golden State
Steals	2	04/12/2016	San Antonio vs Oklahoma City
Turnovers	3	04/10/2016	San Antonio vs Golden State
Blocked Shots	1	03/26/2016	San Antonio at Oklahoma City (Twice)
Points	17	04/08/2016	San Antonio at Denver

## Kevin Martin / San Antonio Spurs / Career Regular Season Single-Game Highs (Games with all teams)

Minutes	56	01/14/2009	Sacramento at Golden State
Field Goals	14	12/09/2015	Minnesota vs L.A. Lakers (5 times)
Field Goal Attempts	31	04/07/2015	Minnesota at Sacramento
Three-Point Field Goals	7	11/19/2014	Minnesota vs New York (3 times)
Three-Point Attempts	12	01/25/2012	Houston vs Milwaukee (3 times)
Free Throws	23	04/01/2009	Sacramento at Golden State
Free Throw Attempts	26	04/01/2009	Sacramento at Golden State
Offensive Rebounds	4	12/30/2005	Sacramento vs Boston (3 times)
Defensive Rebounds	9	11/04/2009	Sacramento vs Atlanta (6 times)
Rebounds	12	03/08/2007	Sacramento vs San Antonio
Assists	9	03/22/2015	Minnesota vs Charlotte
Steals	5	11/06/2007	Sacramento vs Seattle
Turnovers	7	04/11/2011	Houston vs Dallas (3 times)
Blocked Shots	3	02/25/2009	Sacramento vs Charlotte
Points	50	04/01/2009	Sacramento at Golden State

## Kevin Martin / San Antonio Spurs / Career Regular Season Single-Game Highs (With this team only)

Minutes	34	03/25/2016	San Antonio vs Memphis
Field Goals	5	04/08/2016	San Antonio at Denver
Field Goal Attempts	13	03/25/2016	San Antonio vs Memphis
Three-Point Field Goals	3	03/25/2016	San Antonio vs Memphis
Three-Point Attempts	8	03/25/2016	San Antonio vs Memphis
Free Throws	5	04/08/2016	San Antonio at Denver
Free Throw Attempts	5	04/08/2016	San Antonio at Denver
Offensive Rebounds	1	04/13/2016	San Antonio at Dallas (4 times)
Defensive Rebounds	5	04/08/2016	San Antonio at Denver
Rebounds	6	04/08/2016	San Antonio at Denver
Assists	4	04/07/2016	San Antonio at Golden State
Steals	2	04/12/2016	San Antonio vs Oklahoma City
Turnovers	3	04/10/2016	San Antonio vs Golden State
Blocked Shots	1	03/26/2016	San Antonio at Oklahoma City (Twice)
Points	17	04/08/2016	San Antonio at Denver

## Kevin Martin / San Antonio Spurs / Career Postseason Single-Game Highs (Games with all teams)

Minutes	45	04/25/2006	Sacramento at San Antonio
Field Goals	8	05/05/2013	Oklahoma City vs Memphis
Field Goal Attempts	17	05/11/2013	Oklahoma City at Memphis
Three-Point Field Goals	3	05/05/2013	Oklahoma City vs Memphis (3 times)
Three-Point Attempts	7	04/24/2013	Oklahoma City vs Houston
Free Throws	10	04/25/2006	Sacramento at San Antonio
Free Throw Attempts	10	04/25/2006	Sacramento at San Antonio
Offensive Rebounds	4	04/25/2006	Sacramento at San Antonio
Defensive Rebounds	7	05/05/2013	Oklahoma City vs Memphis
Rebounds	8	04/25/2006	Sacramento at San Antonio
Assists	3	05/03/2013	Oklahoma City at Houston (Twice)
Steals	2	04/29/2013	Oklahoma City at Houston (3 times)
Turnovers	3	04/29/2013	Oklahoma City at Houston
Blocked Shots	1	05/07/2013	Oklahoma City vs Memphis (5 times)
Points	26	04/25/2006	Sacramento at San Antonio

# 2015-16 REGULAR SEASON HIGHS & PLAYOFF CAREER HIGHS



## ANDRE MILLER

### Andre Miller / San Antonio Spurs / 2015-2016 Regular Season Single-Game Highs (Games with all teams)

Minutes	34	11/15/2015	Minnesota vs Memphis
Field Goals	5	03/08/2016	San Antonio at Minnesota (Twice)
Field Goal Attempts	11	04/08/2016	San Antonio at Denver
Three-Point Field Goals	1	03/08/2016	San Antonio at Minnesota (Twice)
Three-Point Attempts	1	04/13/2016	San Antonio at Dallas (8 times)
Free Throws	3	03/26/2016	San Antonio at Oklahoma City (4 times)
Free Throw Attempts	6	03/28/2016	San Antonio at Memphis
Offensive Rebounds	2	03/26/2016	San Antonio at Oklahoma City (Twice)
Defensive Rebounds	6	03/26/2016	San Antonio at Oklahoma City
Rebounds	8	03/26/2016	San Antonio at Oklahoma City
Assists	8	11/15/2015	Minnesota vs Memphis
Steals	3	04/08/2016	San Antonio at Denver (Twice)
Turnovers	4	01/31/2016	Minnesota at Portland
Blocked Shots	0	04/13/2016	San Antonio at Dallas (39 times)
Points	13	03/08/2016	San Antonio at Minnesota

### Andre Miller / San Antonio Spurs / 2015-2016 Regular Season Single-Game Highs (With this team only)

Minutes	28	04/13/2016	San Antonio at Dallas (3 times)
Field Goals	5	03/08/2016	San Antonio at Minnesota
Field Goal Attempts	11	04/08/2016	San Antonio at Denver
Three-Point Field Goals	1	03/08/2016	San Antonio at Minnesota
Three-Point Attempts	1	04/13/2016	San Antonio at Dallas (4 times)
Free Throws	3	03/26/2016	San Antonio at Oklahoma City
Free Throw Attempts	6	03/28/2016	San Antonio at Memphis
Offensive Rebounds	2	03/26/2016	San Antonio at Oklahoma City
Defensive Rebounds	6	03/26/2016	San Antonio at Oklahoma City
Rebounds	8	03/26/2016	San Antonio at Oklahoma City
Assists	5	04/13/2016	San Antonio at Dallas (3 times)
Steals	3	04/08/2016	San Antonio at Denver
Turnovers	3	03/26/2016	San Antonio at Oklahoma City
Blocked Shots	0	04/13/2016	San Antonio at Dallas (13 times)
Points	13	03/08/2016	San Antonio at Minnesota

### Andre Miller / San Antonio Spurs / Career Regular Season Single-Game Highs (Games with all teams)

Minutes	53	03/08/2002	Cleveland at Milwaukee
Field Goals	22	01/30/2010	Portland at Dallas
Field Goal Attempts	31	01/30/2010	Portland at Dallas
Three-Point Field Goals	3	01/18/2012	Denver at Philadelphia (Twice)
Three-Point Attempts	6	03/21/2010	Portland at Phoenix
Free Throws	16	02/18/2002	Cleveland vs Utah
Free Throw Attempts	17	02/18/2002	Cleveland vs Utah
Offensive Rebounds	6	03/07/2009	Philadelphia at Memphis (3 times)
Defensive Rebounds	10	01/10/2003	L.A. Clippers at Seattle
Rebounds	12	01/26/2007	Philadelphia vs Cleveland
Assists	22	12/15/2001	Cleveland vs Philadelphia
Steals	9	12/15/2001	Cleveland vs Philadelphia
Turnovers	10	01/17/2005	Denver at Golden State
Blocked Shots	3	02/10/2010	Portland at Phoenix (3 times)
Points	52	01/30/2010	Portland at Dallas

### Andre Miller / San Antonio Spurs / Career Regular Season Single-Game Highs (With this team only)

Minutes	28	04/13/2016	San Antonio at Dallas (3 times)
Field Goals	5	03/08/2016	San Antonio at Minnesota
Field Goal Attempts	11	04/08/2016	San Antonio at Denver
Three-Point Field Goals	1	03/08/2016	San Antonio at Minnesota
Three-Point Attempts	1	04/13/2016	San Antonio at Dallas (4 times)
Free Throws	3	03/26/2016	San Antonio at Oklahoma City
Free Throw Attempts	6	03/28/2016	San Antonio at Memphis
Offensive Rebounds	2	03/26/2016	San Antonio at Oklahoma City
Defensive Rebounds	6	03/26/2016	San Antonio at Oklahoma City
Rebounds	8	03/26/2016	San Antonio at Oklahoma City
Assists	5	04/13/2016	San Antonio at Dallas (3 times)
Steals	3	04/08/2016	San Antonio at Denver
Turnovers	3	03/26/2016	San Antonio at Oklahoma City
Blocked Shots	0	04/13/2016	San Antonio at Dallas (13 times)
Points	13	03/08/2016	San Antonio at Minnesota

### Andre Miller / San Antonio Spurs / Career Postseason Single-Game Highs (Games with all teams)

Minutes	46	04/24/2009	Philadelphia vs Orlando
Field Goals	12	04/22/2009	Philadelphia at Orlando
Field Goal Attempts	24	04/24/2005	Denver at San Antonio
Three-Point Field Goals	2	04/23/2013	Denver vs Golden State (5 times)
Three-Point Attempts	4	05/02/2013	Denver at Golden State (Twice)
Free Throws	10	04/18/2010	Portland at Phoenix (Twice)
Free Throw Attempts	12	04/30/2009	Philadelphia vs Orlando
Offensive Rebounds	6	05/12/2012	Denver at L.A. Lakers
Defensive Rebounds	7	04/24/2009	Philadelphia vs Orlando
Rebounds	11	05/12/2012	Denver at L.A. Lakers
Assists	9	04/24/2010	Portland vs Phoenix (3 times)
Steals	4	04/28/2009	Philadelphia at Orlando (3 times)
Turnovers	7	04/29/2006	Denver vs L.A. Clippers
Blocked Shots	1	05/10/2012	Denver vs L.A. Lakers (5 times)
Points	31	04/18/2010	Portland at Phoenix (Twice)





# PATTY MILLS

Patty Mills / San Antonio Spurs / 2015-2016 Regular Season Single-Game Highs

Minutes	31	03/26/2016	San Antonio at Oklahoma City (Twice)
Field Goals	9	02/01/2016	San Antonio vs Orlando (Twice)
Field Goal Attempts	15	02/06/2016	San Antonio vs L.A. Lakers (Twice)
Three-Point Field Goals	6	02/21/2016	San Antonio at Phoenix
Three-Point Attempts	11	02/06/2016	San Antonio vs L.A. Lakers
Free Throws	5	03/23/2016	San Antonio vs Miami
Free Throw Attempts	5	03/23/2016	San Antonio vs Miami
Offensive Rebounds	4	02/10/2016	San Antonio at Orlando
Defensive Rebounds	6	03/12/2016	San Antonio vs Oklahoma City (Twice)
Rebounds	7	03/12/2016	San Antonio vs Oklahoma City
Assists	8	03/03/2016	San Antonio at New Orleans (Twice)
Steals	4	11/09/2015	San Antonio at Sacramento
Turnovers	3	04/13/2016	San Antonio at Dallas (6 times)
Blocked Shots	1	04/08/2016	San Antonio at Denver (6 times)
Points	22	02/01/2016	San Antonio vs Orlando (Twice)

Patty Mills / San Antonio Spurs / **Career Regular Season Single-Game Highs (Games with all teams)**

Minutes	43	04/26/2012	San Antonio at Golden State
Field Goals	14	04/26/2012	San Antonio at Golden State
Field Goal Attempts	26	02/19/2014	San Antonio at Portland
Three-Point Field Goals	6	02/21/2016	San Antonio at Phoenix (3 times)
Three-Point Attempts	11	02/06/2016	San Antonio vs L.A. Lakers (Twice)
Free Throws	8	02/08/2014	San Antonio at Charlotte
Free Throw Attempts	9	02/08/2014	San Antonio at Charlotte
Offensive Rebounds	4	02/10/2016	San Antonio at Orlando
Defensive Rebounds	8	03/06/2014	San Antonio vs Miami
Rebounds	10	03/06/2014	San Antonio vs Miami
Assists	12	04/26/2012	San Antonio at Golden State
Steals	5	01/02/2011	Portland vs Houston
Turnovers	5	12/28/2014	San Antonio vs Houston
Blocked Shots	2	01/28/2014	San Antonio at Houston
Points	34	04/26/2012	San Antonio at Golden State

Patty Mills / San Antonio Spurs / **Career Regular Season Single-Game Highs (With this team only)**

Minutes	43	04/26/2012	San Antonio at Golden State
Field Goals	14	04/26/2012	San Antonio at Golden State
Field Goal Attempts	26	02/19/2014	San Antonio at Portland
Three-Point Field Goals	6	02/21/2016	San Antonio at Phoenix (3 times)
Three-Point Attempts	11	02/06/2016	San Antonio vs L.A. Lakers (Twice)
Free Throws	8	02/08/2014	San Antonio at Charlotte
Free Throw Attempts	9	02/08/2014	San Antonio at Charlotte
Offensive Rebounds	4	02/10/2016	San Antonio at Orlando
Defensive Rebounds	8	03/06/2014	San Antonio vs Miami
Rebounds	10	03/06/2014	San Antonio vs Miami
Assists	12	04/26/2012	San Antonio at Golden State
Steals	4	11/09/2015	San Antonio at Sacramento (3 times)
Turnovers	5	12/28/2014	San Antonio vs Houston
Blocked Shots	2	01/28/2014	San Antonio at Houston
Points	34	04/26/2012	San Antonio at Golden State

Patty Mills / San Antonio Spurs / **Career Postseason Single-Game Highs (Games with all teams)**

Minutes	26	05/14/2014	San Antonio vs Portland
Field Goals	8	05/14/2014	San Antonio vs Portland
Field Goal Attempts	17	05/14/2014	San Antonio vs Portland
Three-Point Field Goals	5	06/15/2014	San Antonio vs Miami
Three-Point Attempts	8	06/15/2014	San Antonio vs Miami
Free Throws	6	04/22/2015	San Antonio at L.A. Clippers
Free Throw Attempts	6	04/22/2015	San Antonio at L.A. Clippers
Offensive Rebounds	1	05/02/2015	San Antonio at L.A. Clippers (9 times)
Defensive Rebounds	5	05/21/2014	San Antonio vs Oklahoma City
Rebounds	5	05/21/2014	San Antonio vs Oklahoma City
Assists	4	06/10/2014	San Antonio at Miami
Steals	3	05/31/2014	San Antonio at Oklahoma City (Twice)
Turnovers	2	04/28/2015	San Antonio at L.A. Clippers (4 times)
Blocked Shots	1	05/14/2014	San Antonio vs Portland
Points	18	04/22/2015	San Antonio at L.A. Clippers (Twice)

Patty Mills / San Antonio Spurs / **Career Postseason Single-Game Highs (With this team only)**

Minutes	26	05/14/2014	San Antonio vs Portland
Field Goals	8	05/14/2014	San Antonio vs Portland
Field Goal Attempts	17	05/14/2014	San Antonio vs Portland
Three-Point Field Goals	5	06/15/2014	San Antonio vs Miami
Three-Point Attempts	8	06/15/2014	San Antonio vs Miami
Free Throws	6	04/22/2015	San Antonio at L.A. Clippers
Free Throw Attempts	6	04/22/2015	San Antonio at L.A. Clippers
Offensive Rebounds	1	05/02/2015	San Antonio at L.A. Clippers (9 times)
Defensive Rebounds	5	05/21/2014	San Antonio vs Oklahoma City
Rebounds	5	05/21/2014	San Antonio vs Oklahoma City
Assists	4	06/10/2014	San Antonio at Miami
Steals	3	05/31/2014	San Antonio at Oklahoma City (Twice)
Turnovers	2	04/28/2015	San Antonio at L.A. Clippers (4 times)
Blocked Shots	1	05/14/2014	San Antonio vs Portland
Points	18	04/22/2015	San Antonio at L.A. Clippers (Twice)

# 2015-16 REGULAR SEASON HIGHS & PLAYOFF CAREER HIGHS



## TONY PARKER

### Tony Parker / San Antonio Spurs / **2015-2016 Regular Season Single-Game Highs**

Minutes	37,	04/12/2016,	San Antonio vs Oklahoma City
Field Goals	13,	01/12/2016,	San Antonio at Detroit
Field Goal Attempts	19,	01/12/2016,	San Antonio at Detroit
Three-Point Field Goals	3,	12/18/2015,	San Antonio vs L.A. Clippers
Three-Point Attempts	4,	03/19/2016,	San Antonio vs Golden State
Free Throws	8,	12/28/2015,	San Antonio vs Minnesota
Free Throw Attempts	12,	12/28/2015,	San Antonio vs Minnesota
Offensive Rebounds	3,	12/03/2015,	San Antonio at Memphis
Defensive Rebounds	8,	11/25/2015,	San Antonio vs Dallas
Rebounds	8,	11/25/2015,	San Antonio vs Dallas
Assists	16,	03/17/2016,	San Antonio vs Portland
Steals	4,	12/30/2015,	San Antonio vs Phoenix
Turnovers	5,	03/25/2016,	San Antonio vs Memphis
Blocked Shots	2,	03/21/2016,	San Antonio at Charlotte
Points	31,	01/12/2016,	San Antonio at Detroit

### Tony Parker / San Antonio Spurs / **Career Regular Season Single-Game Highs**

Minutes	53,	04/09/2005,	San Antonio at L.A. Clippers
Field Goals	22,	11/05/2008,	San Antonio at Minnesota
Field Goal Attempts	36,	11/05/2008,	San Antonio at Minnesota
Three-Point Field Goals	4,	10/28/2014,	San Antonio vs Dallas (7 times)
Three-Point Attempts	8,	03/21/2003,	San Antonio vs Minnesota (Twice)
Free Throws	14,	03/17/2007,	San Antonio vs Boston
Free Throw Attempts	17,	11/25/2009,	San Antonio vs Golden State (Twice)
Offensive Rebounds	3,	12/03/2015,	San Antonio at Memphis (7 times)
Defensive Rebounds	12,	12/10/2012,	San Antonio at Houston
Rebounds	12,	12/10/2012,	San Antonio at Houston
Assists	17,	01/23/2012,	San Antonio at New Orleans
Steals	6,	03/03/2004,	San Antonio vs Seattle
Turnovers	8,	03/25/2011,	San Antonio at Portland
Blocked Shots	2,	03/21/2016,	San Antonio at Charlotte (5 times)
Points	55,	11/05/2008,	San Antonio at Minnesota

### Tony Parker / San Antonio Spurs / **Career Postseason Single-Game Highs**

Minutes	51,	04/19/2008,	San Antonio vs Phoenix
Field Goals	18,	04/25/2009,	San Antonio at Dallas
Field Goal Attempts	29,	04/25/2009,	San Antonio at Dallas
Three-Point Field Goals	4,	04/25/2004,	San Antonio at Memphis (3 times)
Three-Point Attempts	6,	04/19/2004,	San Antonio vs Memphis (4 times)
Free Throws	13,	04/29/2008,	San Antonio vs Phoenix
Free Throw Attempts	16,	04/17/2011,	San Antonio vs Memphis (Twice)
Offensive Rebounds	4,	05/07/2010,	San Antonio vs Phoenix
Defensive Rebounds	7,	05/27/2012,	San Antonio vs Oklahoma City (4 times)
Rebounds	10,	05/21/2008,	San Antonio at L.A. Lakers
Assists	18,	05/21/2013,	San Antonio vs Memphis
Steals	4,	04/25/2009,	San Antonio at Dallas
Turnovers	7,	05/25/2013,	San Antonio at Memphis (5 times)
Blocked Shots	1,	05/25/2014,	San Antonio at Oklahoma City (17 times)
Points	43,	04/25/2009,	San Antonio at Dallas



# JONATHON SIMMONS

## Jonathon Simmons / San Antonio Spurs / **2015-2016 Regular Season Single-Game Highs**

Minutes	35	04/08/2016	San Antonio at Denver
Field Goals	7	04/13/2016	San Antonio at Dallas (Twice)
Field Goal Attempts	14	04/13/2016	San Antonio at Dallas
Three-Point Field Goals	2	01/17/2016	San Antonio vs Dallas (Twice)
Three-Point Attempts	4	01/06/2016	San Antonio vs Utah (3 times)
Free Throws	6	01/04/2016	San Antonio at Milwaukee (Twice)
Free Throw Attempts	9	04/13/2016	San Antonio at Dallas
Offensive Rebounds	2	02/06/2016	San Antonio vs L.A. Lakers (Twice)
Defensive Rebounds	6	04/13/2016	San Antonio at Dallas (Twice)
Rebounds	7	04/13/2016	San Antonio at Dallas (Twice)
Assists	4	12/14/2015	San Antonio vs Utah
Steals	2	04/13/2016	San Antonio at Dallas (6 times)
Turnovers	5	11/27/2015	San Antonio at Denver
Blocked Shots	1	02/18/2016	San Antonio at L.A. Clippers (5 times)
Points	19	04/13/2016	San Antonio at Dallas

## Jonathon Simmons / San Antonio Spurs / **Career Regular Season Single-Game Highs**

Minutes	35	04/08/2016	San Antonio at Denver
Field Goals	7	04/13/2016	San Antonio at Dallas (Twice)
Field Goal Attempts	14	04/13/2016	San Antonio at Dallas
Three-Point Field Goals	2	01/17/2016	San Antonio vs Dallas (Twice)
Three-Point Attempts	4	01/06/2016	San Antonio vs Utah (3 times)
Free Throws	6	01/04/2016	San Antonio at Milwaukee (Twice)
Free Throw Attempts	9	04/13/2016	San Antonio at Dallas
Offensive Rebounds	2	02/06/2016	San Antonio vs L.A. Lakers (Twice)
Defensive Rebounds	6	04/13/2016	San Antonio at Dallas (Twice)
Rebounds	7	04/13/2016	San Antonio at Dallas (Twice)
Assists	4	12/14/2015	San Antonio vs Utah
Steals	2	04/13/2016	San Antonio at Dallas (6 times)
Turnovers	5	11/27/2015	San Antonio at Denver
Blocked Shots	1	02/18/2016	San Antonio at L.A. Clippers (5 times)
Points	19	04/13/2016	San Antonio at Dallas



## DAVID WEST

### David West / San Antonio Spurs / 2015-2016 Regular Season Single-Game Highs

Minutes	32	04/08/2016	San Antonio at Denver
Field Goals	7	03/26/2016	San Antonio at Oklahoma City (3 times)
Field Goal Attempts	16	03/26/2016	San Antonio at Oklahoma City
Three-Point Field Goals	1	04/05/2016	San Antonio at Utah (3 times)
Three-Point Attempts	1	04/08/2016	San Antonio at Denver (7 times)
Free Throws	5	04/08/2016	San Antonio at Denver
Free Throw Attempts	6	04/08/2016	San Antonio at Denver
Offensive Rebounds	4	04/10/2016	San Antonio vs Golden State (4 times)
Defensive Rebounds	11	01/06/2016	San Antonio vs Utah
Rebounds	13	01/06/2016	San Antonio vs Utah
Assists	7	04/07/2016	San Antonio at Golden State
Steals	3	11/23/2015	San Antonio vs Phoenix
Turnovers	3	03/03/2016	San Antonio at New Orleans (3 times)
Blocked Shots	5	04/08/2016	San Antonio at Denver
Points	18	03/08/2016	San Antonio at Minnesota

### David West / San Antonio Spurs / Career Regular Season Single-Game Highs (Games with all teams)

Minutes	53	02/06/2008	New Orleans at Phoenix
Field Goals	18	12/29/2009	New Orleans at Houston
Field Goal Attempts	30	12/29/2009	New Orleans at Houston
Three-Point Field Goals	2	12/29/2012	Indiana at Atlanta (4 times)
Three-Point Attempts	4	12/29/2009	New Orleans at Houston
Free Throws	13	02/19/2010	New Orleans vs Indiana (Twice)
Free Throw Attempts	15	02/19/2010	New Orleans vs Indiana
Offensive Rebounds	9	02/08/2007	NO/Okla. City vs Milwaukee
Defensive Rebounds	17	03/09/2009	New Orleans at Atlanta
Rebounds	20	03/09/2009	New Orleans at Atlanta
Assists	10	01/12/2013	Indiana vs Charlotte (Twice)
Steals	5	02/05/2013	Indiana vs Atlanta (Twice)
Turnovers	8	03/16/2007	NO/Okla. City at New York
Blocked Shots	5	04/08/2016	San Antonio at Denver (6 times)
Points	44	12/29/2009	New Orleans at Houston

### David West / San Antonio Spurs / Career Regular Season Single-Game Highs (With this team only)

Minutes	32	04/08/2016	San Antonio at Denver
Field Goals	7	03/26/2016	San Antonio at Oklahoma City (3 times)
Field Goal Attempts	16	03/26/2016	San Antonio at Oklahoma City
Three-Point Field Goals	1	04/05/2016	San Antonio at Utah (3 times)
Three-Point Attempts	1	04/08/2016	San Antonio at Denver (7 times)
Free Throws	5	04/08/2016	San Antonio at Denver
Free Throw Attempts	6	04/08/2016	San Antonio at Denver
Offensive Rebounds	4	04/10/2016	San Antonio vs Golden State (4 times)
Defensive Rebounds	11	01/06/2016	San Antonio vs Utah
Rebounds	13	01/06/2016	San Antonio vs Utah
Assists	7	04/07/2016	San Antonio at Golden State
Steals	3	11/23/2015	San Antonio vs Phoenix
Turnovers	3	03/03/2016	San Antonio at New Orleans (3 times)
Blocked Shots	5	04/08/2016	San Antonio at Denver
Points	18	03/08/2016	San Antonio at Minnesota

### David West / San Antonio Spurs / Career Postseason Single-Game Highs (Games with all teams)

Minutes	47	05/05/2012	Indiana at Orlando
Field Goals	16	05/13/2008	New Orleans vs San Antonio
Field Goal Attempts	26	05/15/2014	Indiana at Washington
Three-Point Field Goals	1	05/13/2014	Indiana vs Washington (3 times)
Three-Point Attempts	2	05/15/2014	Indiana at Washington (Twice)
Free Throws	9	05/24/2013	Indiana at Miami
Free Throw Attempts	10	05/24/2013	Indiana at Miami (Twice)
Offensive Rebounds	5	06/01/2013	Indiana vs Miami (Twice)
Defensive Rebounds	12	05/03/2014	Indiana vs Atlanta
Rebounds	14	06/01/2013	Indiana vs Miami (Twice)
Assists	8	05/11/2014	Indiana at Washington
Steals	3	04/26/2014	Indiana at Atlanta (Twice)
Turnovers	6	05/03/2014	Indiana vs Atlanta (Twice)
Blocked Shots	6	05/03/2014	Indiana vs Atlanta
Points	38	05/13/2008	New Orleans vs San Antonio



## SPURS SNAPSHOT

### TEAM TIP-INS:

- With a win vs. Oklahoma City on 4/12, **the Spurs tied the 1985-86 Boston Celtics for most home wins in a single-season in NBA history (40).**
- Picking up their 64th win of the year vs. Toronto on 4/2, **the Spurs set a new franchise record for most wins in a season.**
- Beating New Orleans on 3/30, the Spurs **set the NBA record for most home wins to start a season (38) and also set the NBA record with the Golden State Warriors for most games into a season without consecutive losses (75).** San Antonio went 78 games without losing two in a row.
- **Beating Detroit on 3/2, the Spurs clinched their 19th straight playoff appearance** and tied the Boston Celtics (1951-69) for the fourth-longest streak of consecutive playoff appearances in NBA history. Clinching in 60 games this year, is the fastest the Spurs have clinched a playoff berth in San Antonio franchise history in an 82-game season (via Elias Sports Bureau). The **Spurs own the second longest active playoff streak among the four major professional sports** trailing only the NHL's Detroit Red Wings (24).
- Earning a 118-110 victory over Portland on 3/17, **San Antonio now holds a winning record against every active NBA team.**

**SPURS SEASON:** With a **final record of 67-15**, the **Spurs produced their most wins in a season**, passing the 2005-06 Spurs who finished 63-19. San Antonio became **just the 12th team in NBA history to win 67+ games in a season** and **tied for the seventh best season ever.** The Silver and Black finished with the second best overall record in the NBA, a franchise-best 40-1 at home and registered victories in 64 of their final 77 games.

TOP 5 SPURS SEASONS		
Season	Record	Win Pct.
<b>2015-16</b>	<b>67-15</b>	<b>.817</b>
2005-06	63-19	.768
2013-14	62-20	.756
1994-95	62-20	.756
2010-11	61-21	.744

**70-GAME EXCELLENCE:** The **Spurs tied** five other teams with the **fourth-most wins in NBA history through 70 games.** With a **112-88 win over Miami on 3/23**, the **Silver and Black** earned their **sixth 60-win season in franchise history**, joining the 1994-95, 2002-03, 2005-06, 2010-11 and 2013-14 San Antonio teams who all won at least 60 games.

MOST WINS IN NBA HISTORY THROUGH 70 GAMES		
Team	Season	Wins
1. Golden State Warriors	2015-16	63
2. Chicago Bulls	1995-96	62
3. Chicago Bulls	1996-97	61
<b>4t. San Antonio Spurs</b>	<b>2015-16</b>	<b>59</b>

MOST 60 WIN SEASONS IN NBA HISTORY	
Team	Seasons
1. Boston Celtics	13
2. Los Angeles Lakers/Minneapolis Lakers	11
3. Chicago Bulls	6
<b>3t. San Antonio Spurs</b>	<b>6</b>

**HOME COOKING:** The **Spurs set an NBA record by becoming the first team in league history to start a season 38-0 at home, beating New Orleans on 3/30.** The Silver and Black reached 39 straight wins to start and **finished 40-1 tying the 1985-86 Boston Celtics for most home wins in a single-season in NBA history.** Overall, **San Antonio won a franchise-best 48 straight regular season games at home dating back to last season. The 48-game win streak ranks San Antonio second on the all-time longest home winning streaks in NBA history.** Beating Washington on 12/16/15, the Spurs improved to 14-0 at the AT&T Center this season and won their 23rd straight regular season game at home, both setting new franchise records.

LONGEST HOME WINNING STREAKS IN NBA HISTORY			
1. Golden State Warriors (1/31/15 – 4/1/16)	54	6. Philadelphia 76ers (1/14/66 – 1/20/67)	36
<b>2. San Antonio Spurs (3/15/15 – 4/10/16)</b>	<b>48</b>	7. Portland Trail Blazers (3/5/77 – 2/3/78)	34
3. Chicago Bulls (3/30/95 – 4/4/96)	44	8. Boston Celtics (12/17/86 – 11/18/87)	33
4. Orlando Magic (3/21/95 – 3/19/96)	40	9. Chicago Bulls (12/11/96 – 4/4/97)	32
5. Boston Celtics (12/10/85 – 11/28/86)*	38	10. Minneapolis Lakers (11/30/49 – 11/19/50)	30

LONGEST HOME WINNING STREAKS TO START A SEASON IN NBA HISTORY			
Rank	Team	Season	Wins
<b>1.</b>	<b>San Antonio Spurs</b>	<b>2015-16</b>	<b>39</b>
2.	Chicago Bulls	1995-96	37
3.	Golden State Warriors	2015-16	36
4.	Orlando Magic	1995-96	33
5.	Washington Capitols	1947-48	27

**FOURTH QUARTER HOME DOMINANCE:** The **Spurs trailed for only 23 minutes and 13 seconds in 492 minutes played in fourth quarters at home this season.** San Antonio trailed in a total of seven of their 41 home games this year.



# SPURS TEAM NOTES



**FUNDAMENTAL FOUNDATION:** Since Tim Duncan joined the team as the first pick in the 1997 NBA Draft, the Spurs have recorded **19 straight winning seasons** and compiled a **1,072-438 record** to date, giving them a **winning percentage of .710**, which is **the highest of any team in the four major professional sports** during that time period. In Duncan's tenure, the Spurs have won five NBA championships, had the best record in the NBA three times and earned 10 division titles:

Top NBA Records Since 1997-98 (18 seasons)			Top Records in Major Sports Since 1997-98 (18 seasons)		
Rank	Team	Record	League	Team	Record
<b>1</b>	<b>Spurs</b>	<b>1,072-438 (.710)</b>	<b>NBA</b>	<b>Spurs</b>	<b>1,072-438 (.710)</b>
2	Mavericks	917-593 (.607)	NFL	Patriots	214-90 (.704)
3	Lakers	887-622 (.588)	NHL	Red Wings	831-408-204 (.648)
4	Heat	862-647 (.571)	MLB	Yankees	1,820-1,261 (.591)

**MAKING A POINT:** The **Spurs** had the **second highest point differential in the NBA this season**. San Antonio produced a **+872 point differential in 2015-16**, the **seventh largest in NBA history** (via Elias Sports Bureau).

LARGEST SINGLE SEASON POINT DIFFERENTIALS IN NBA HISTORY		
Season	Team	Point Differential
1971-72	Los Angeles Lakers	+1007
1970-71	Milwaukee Bucks	+1005
1995-96	Chicago Bulls	+1004
1971-72	Milwaukee Bucks	+915
1996-97	Chicago Bulls	+886
2015-16	Golden State Warriors	+882
<b>2015-16</b>	<b>San Antonio Spurs</b>	<b>+872</b>

**DIVISION DOMINANT:** With their 93-85 win over Oklahoma City on 3/12, the **Spurs** clinched their **eighth Southwest Division title**. The Silver and Black have captured **21 overall division titles since joining the NBA in 1976**, which **ranks as the most during the time span and third-most all-time** behind only the Los Angeles Lakers (34) and Boston Celtics (30). **San Antonio's 25 game advantage in the division** was the **largest in Southwest Division history** (since 2004-05). Prior to 2015-16, the largest lead in the division was 9.5 games by Dallas (2006-07) and San Antonio (2010-11, 2013-14).

MOST DIVISION TITLES SINCE 1976	
Team	Titles
<b>San Antonio Spurs</b>	<b>21</b>
Los Angeles Lakers	20
Boston Celtics	16

**55-WIN CAMPAIGNS:** Defeating Chicago 109-101 on 3/10, the **Spurs** earned their **19th season with at least 55 wins** since joining the NBA in 1976, the **second-most in the league during that time**. Only the Los Angeles Lakers have more 55-win campaigns (20). **San Antonio became just the sixth team in NBA history to reach 55 wins in their first 65 games and tied the 1966-67 Philadelphia 76ers for the fifth-fastest ever to reach 55 wins** (via Elias Sports Bureau).

TEAMS TO REACH 55 WINS IN THEIR FIRST 65 GAMES IN NBA HISTORY		
1. Chicago Bulls (1995-96)	2. Golden State Warriors (2015-16)	3. Chicago Bulls (1996-97)
4. Philadelphia 76ers (1982-83)	5. Philadelphia 76ers (1966-67)	<b>6. San Antonio Spurs (2015-16)</b>

**FIFTY-WIN FLOW:** With their 104-94 win at Houston on 2/27, the **Spurs** became the **seventh fastest team in NBA history to reach 50 wins in a season** and **also extended their streak of 50-or-more wins to 17 consecutive seasons**, the longest streak by any franchise in NBA history. Here's the most consecutive seasons with 50 wins:

MOST CONSECUTIVE SEASONS WITH 50 WINS IN NBA HISTORY		
SAN ANTONIO SPURS	17 seasons	1999 - 2016
Los Angeles Lakers	12 seasons	1979 - 1990
Dallas Mavericks	11 seasons	2000 - 2010

**HISTORICALLY HOT:** Winning their 50<sup>th</sup> game of the season at Houston on 2/27, the Spurs secured their **19<sup>th</sup>-straight season with a winning percentage of over 60%**, which stands alone as the **most consecutive years with a 60% winning percentage in all of the four major sports**. In addition, no other NBA team in history has had more than 12-straight seasons with over 60% winning percentage (Celtics 1956-57 to 1967-68 and Lakers 1979-80 to 1990-91). Here is a look at the records in each sport:

MOST CONSECUTIVE YEARS w/.600+ WIN PCT - ALL-TIME IN 4 MAJOR SPORTS			
LEAGUE	FRANCHISE	CONSECUTIVE SEASONS	YEARS
<b>NBA</b>	<b>SAN ANTONIO SPURS</b>	<b>19</b>	<b>1997-98 to 2015-16</b>
NHL	Montreal Canadiens	16	1967-68 to 1982-83
NFL	San Francisco 49ers	16	1983 to 1998
MLB	New York Yankees	11	1946-47 to 1956-57



# SPURS TEAM NOTES

**WINNING NUMBERS:** This season, **15 of San Antonio's 67 wins were by 25 points or more**, breaking a single-season franchise record (1978-79 & 2012-13). Meanwhile **21 of the Spurs victories resulted being by 20+ points**, making San Antonio just the **sixth team in NBA history to record at least 21 wins by 20+ points in a single season**. The other teams on that list include the 1970-71 Milwaukee Bucks (28), 1995-96 Chicago Bulls (26), 1971-72 Milwaukee Bucks (22), 2007-08 Boston Celtics (22) and 1994-95 Seattle SuperSonics (21). **San Antonio's 15 25+ point wins ranked tied for first all-time with the 1970-71 and 1971-72 Bucks for most in a single season in NBA history** (via ESPN).

MOST WINS BY 20+ POINTS THIS SEASON		MOST WINS BY 25+ POINTS THIS SEASON	
Team	20+ Point Wins	Team	25+ Point Wins
San Antonio Spurs	21	San Antonio Spurs	15
Golden State Warriors, Oklahoma City Thunder	15	Golden State Warriors	8
Cleveland Cavaliers	14	Oklahoma City Thunder, Cleveland Cavaliers	7

**DOUBLE DIGIT WINS:** Winning 116-91 at Minnesota on 3/8, the **Spurs recorded their 41st win of the season by double digits, breaking the franchise record for most double digit wins in a season**. The 2000-01 and 2004-05 Spurs teams previously owned the record for most double digits wins in a season (40). **San Antonio put together 44 wins by double digits this season with a franchise best 20 occurring on the road** (previous most double digit road wins in a season was 16 in 2000-01).

**HISTORIC ROAD RUN:** With their 96-78 victory at Utah on 2/25, the **Spurs extended their streak of consecutive seasons with a winning road record to an all-time best 19 consecutive seasons**. San Antonio has amassed the **best road record in the NBA over the past 19 seasons (460-295)** and are one of only two teams along with Dallas to have a .500 or better road record. Here is a look at the Top-3 road runs in NBA history:

LONGESTS STREAKS OF WINNING ROAD RECORDS IN NBA HISTORY			
Rank	Team	Number of Seasons	Dates
1	<b>SAN ANTONIO SPURS</b>	19	1997-98 - Present
2	LOS ANGELES LAKERS	12	1979-80 - 1990-91
3	BOSTON CELTICS	10	1959-60 - 1968-69

**ROAD SUCCESS:** Earning a 101-87 win at Memphis on 3/28, **San Antonio produced its 25th road victory of the year**. The win marked the **12th season** the Silver and Black have **recorded 25 road wins in franchise history**, which ranks **second in the NBA since 1976**. Meanwhile 10 of the 25+ road win seasons have occurred since 1997-98, which ranks as the most during the time span.

MOST 25+ ROAD WIN SEASONS SINCE 1976-77		MOST 25+ ROAD WIN SEASONS SINCE 1997-98	
Team	Seasons	Team	Seasons
Los Angeles Lakers	16	San Antonio Spurs	10
<b>San Antonio Spurs</b>	<b>12</b>	Dallas Mavericks	8
Boston Celtics	9	Los Angeles Lakers	6
Oklahoma City Thunder	9	Oklahoma City Thunder	5
Dallas Mavericks	8	Phoenix Suns	4

**CAUSING HAVOC:** San Antonio ranked **first in the NBA in opponent points per game (92.9), opponent three-point field goal percentage (.331) and tied for first in opponent free throw attempts per game (19.6)**. The Silver and Black also **ranked third in opponent rebounds per game (40.5) and fourth in opponent field goal percentage (.436)**. The Spurs carried a 24-1 record when they held their opponents between 80-89 points this season and the team's opposition was kept to 85 points or fewer in 21 games.

**ALDRIDGE'S RISE:** LaMarcus Aldridge averaged 22.6 points and 9.2 rebounds while shooting .563 percent (126-224) from the floor and 90.1 (64-71) from the foul line in 14 games in the month of March. The five-time All-Star **scored at least 20 points in 31 games** and averaged 18.0 points, a team-best 8.5 rebounds and 1.09 blocks while shooting .513 percent from the floor (536-1045) and a career-high 85.8 percent (259-302) from the foul line on the season.

LAMARCUS ALDRIDGE'S MONTH-BY-MONTH SEASON AVERAGES						
Month	Games	PPG	RPG	BPG	FG%	FT%
October	2	10.5	8.0	1.0	.391	.750
November	14	15.9	9.4	1.0	.443	.830
December	16	15.9	8.4	1.1	.520	.737
January	11	16.7	8.0	0.4	.531	.903
February	12	20.5	7.8	1.9	.517	.914
March	14	22.6	9.2	1.3	.563	.901
April	5	17.6	8.0	0.4	.529	.875
<b>SEASON</b>	<b>74</b>	<b>18.0</b>	<b>8.5</b>	<b>1.09</b>	<b>.513</b>	<b>.858</b>

# SPURS TEAM NOTES



**TOP ALL-TIME TRIO:** With the Spurs' 95-87 victory against the Boston Celtics on 11/1/15 at TD Garden, the "Big Three" of **Tim Duncan, Manu Ginobili and Tony Parker** became the all-time winningest trio in NBA history when they recorded their 541st victory together. **San Antonio's threesome hit 500 wins as a group** in last year's regular season when they defeated the LA Clippers on 11/10/14, and are only the second trio in league history to record 500 wins together.

ALL-TIME TRIO WINS IN NBA HISTORY			
<b>Tim Duncan</b>	<b>Manu Ginobili</b>	<b>Tony Parker</b>	<b>575 wins (San Antonio Spurs)</b>
Larry Bird	Kevin McHale	Robert Parish	540 wins (Boston Celtics)
Kareem Abdul-Jabbar	Michael Cooper	Magic Johnson	490 wins (Los Angeles Lakers)

**TOP TREKKING TRIO:** **Tim Duncan, Manu Ginobili and Tony Parker set a new record for most games played by a trio in NBA history** by playing their 730<sup>th</sup> career game together at Oklahoma City on 4/7/15. The Spurs "Big Three" have been teammates since the 2002-03 season and their 575 career wins together stands as the most in league history.

TEAM	GAMES PLAYED	YEARS	TRIO		
<b>SAN ANTONIO SPURS</b>	<b>778</b>	<b>2002-present</b>	<b>Tony Parker</b>	<b>Manu Ginobili</b>	<b>Tim Duncan</b>
Boston Celtics	729	1980-92	Robert Parish	Kevin McHale	Larry Bird
Detroit Pistons	711	1982-91	Isiah Thomas	Bill Laimbeer	Vinnie Johnson

**SPURS SPLASHERS:** Only **five players have hit over 500** shots from beyond the arc in a Spurs uniform, three of which were still on San Antonio's 2015-16 roster. They include: Matt Bonner, Manu Ginobili and Danny Green. On **1/6 vs. Utah, Green passed Bruce Bowen and moved into second place on the Silver and Black's all-time three pointers made list.** Meanwhile **Green hit his 700th career three-pointer with the Spurs at Houston on 2/27 and is now one of just two players in franchise history to knock down 700 threes.** Green has recorded 725 three-pointers with the Spurs, while Manu Ginobili remains San Antonio's all-time leader in the category with 1,342.

SPURS CAREER 3-POINT LEADERS		
NAME	TOTAL 3FG	# GAMES TO 500
<b>MANU GINOBILI</b>	<b>1,342</b>	<b>385</b>
<b>DANNY GREEN</b>	<b>725</b>	<b>256</b>
Bruce Bowen	661	430
<b>MATT BONNER</b>	<b>656</b>	<b>401</b>
Sean Elliott	563	608

**LEAGUE-WIDE WINNERS:** After beating the Toronto Raptors on 4/2, the **Spurs defeated every team in the NBA at least once this season**, marking just the **sixth time in franchise history** in which San Antonio has beat every team. The other seasons include: 1977-78, 1978-79, 1989-90, 2004-05 and 2014-15.

**HISTORIC GREATNESS:** This **season marked the first time in NBA history that two teams reached 50 wins in their first 60 games** (Warriors, Spurs). The **Warriors and Spurs also became the first two teams in NBA history to post 45 wins prior to the All-Star Game.** The pair of teams met on 3/19 entering with a combined winning percentage of .882 (120-16), the highest combined winning percentage in NBA history at least 65 games into a season. Meanwhile in the first meeting this season on 1/25, Golden State and San Antonio entered a combined 78-10, which was the best combined record in NBA history of any two teams facing each other 40+ games into a season (via Elias Sports Bureau).

**ALL-STAR STARTER:** **Kawhi Leonard was voted by fans as a Western Conference All-Star starter becoming the sixth Spurs player in franchise history to be selected as an All-Star starter**, joining George Gervin, Larry Kenon, Alvin Robertson, David Robinson and Tim Duncan. Leonard made his **first All-Star appearance on 2/14, totaling 17 points, 6 rebounds 3 assists and 2 steals in 26 minutes** as the Western Conference came away with a 196-173 win. The fifth-year pro became **only the third player in NBA history (Michael Jordan, Hakeem Olajuwon) to be named an All-Star, NBA Finals MVP and Defensive Player of the Year** as well as **just the third player ever to make his first All-Star appearance after winning an NBA Finals MVP award (Chauncey Billups and Joe Dumars).**

**POP & ALDRIDGE HONORED:** Joining Kawhi Leonard at All-Star Weekend in Toronto was Spurs head coach Gregg Popovich and forward LaMarcus Aldridge. On Jan. 27, the **NBA announced that Popovich would coach the Western Conference All-Stars in the 2016 NBA All-Star Game.** Meanwhile on Jan. 28, **Aldridge was one of seven players selected as an All-Star reserve.** Popovich coached the West squad for the fourth time in his career whereas Aldridge made his fifth straight All-Star appearance.

**JANUARY/FEBRUARY SUCCESS:** **San Antonio produced a franchise-best 11-1 record in the month of February**, topping the 2007-08 squad's 10-1 record. In **January**, the Silver and Black went **11-2 starting 10-0 in 2016** and setting a **new franchise record for best start to a New Year.** The month also saw the Spurs become the first team in NBA history to record a 10-game win streak in six consecutive seasons (via ESPN).



# SPURS TEAM NOTES

**1K TRIO:** Tim Duncan became just the **third player in NBA history to record 1,000 regular season wins** when the Spurs defeated Utah on 4/5 in Salt Lake City. Duncan joined Kareem Abdul-Jabbar and Robert Parish as the only players on the list. **Earning his 1,000th win in his 1,389th contest made Duncan the fastest player ever in NBA history to win 1,000 games.**

NBA PLAYERS WITH 1,000+ WINS		
Player	Wins	# Games to 1,000 wins
<b>TIM DUNCAN*</b>	<b>1,001</b>	<b>1,389</b>
Kareem Abdul-Jabbar	1,074	1,451
Robert Parish	1,014	1,594

**MOST WINS WITH ONE TEAM:** Tim Duncan passed John Stockton as the NBA leader in most wins with one team when the Spurs defeated the New York Knicks 94-84 at Madison Square Garden on 11/2/15. The win marked No. 954 for Duncan with the Silver and Black.

NBA ALL-TIME WINS WITH ONE TEAM		
Player	Team	Wins
<b>TIM DUNCAN*</b>	<b>Spurs</b>	<b>1,001</b>
John Stockton	Jazz	953
Karl Malone	Jazz	919

**ONE PLAYER-ONE TEAM:** After tipping off last season at Memphis on 12/5/14, Tim Duncan **passed Hall of Fame guard John Havlicek for third all-time in games played with one team**, as the two-time MVP appeared in his **1,271st game for the Spurs**. This season, Duncan passed John Stockton as the **NBA leader in most wins with one team** when the Spurs defeated the New York Knicks 94-84 at Madison Square Garden on 11/2/15. The win marked No. **954** for Duncan with the Silver and Black and **his winning percentage (.719)** also ranks first all-time on the list.

NBA ALL-TIME GAMES PLAYED WITH ONE TEAM			
Player, Team	Games Played	Overall Record	Winning %
John Stockton, Jazz	1,504	953-551	.634
Reggie Miller, Pacers	1,389	767-622	.552
<b>TIM DUNCAN, Spurs*</b>	<b>1,392</b>	<b>1,001-391</b>	<b>.719</b>
Kobe Bryant, Lakers*	1,346	836-510	.621
John Havlicek, Celtics	1,270	824-446	.649

**DUNCAN'S DISTANCES:** Scoring his 26,397th career-point, **Tim Duncan passed John Havlicek for 14th on the NBA all-time scoring list** vs. Los Angeles Clippers on 3/15. Duncan pulled down his **15,000th career rebound** vs. Chicago on 3/10, becoming **one of six players in NBA history** to reach the milestone. Duncan **passed former Spurs teammate David Robinson for fifth on the all-time blocks list** vs. Portland on 11/16/15. The five-time NBA champion **recorded his 3,000th career block and passed Karl Malone for sixth all-time in rebounding** at Houston on 2/27/16. Duncan **recorded his 10,000th field goal** at Milwaukee on 3/18/15, becoming **one of 12 players in NBA history** to record 10,000-plus field goals.

NBA ALL-TIME REBOUNDING			NBA ALL-TIME SCORING			NBA ALL-TIME BLOCKS		
Rank	Name	Career Rebs	Rank	Name	Career Pts	Rank	Name	Career Blocks
4	Elvin Hayes	16,279	12	Oscar Robertson	26,710	3	Kareem Abdul-Jabar	3,189
5	Moses Malone	16,212	13	Dominique Wilkins	26,668	4	Mark Eaton	3,064
<b>6</b>	<b>TIM DUNCAN</b>	<b>15,091</b>	14	<b>TIM DUNCAN</b>	<b>26,496</b>	<b>5</b>	<b>TIM DUNCAN</b>	<b>3,020</b>
7	Karl Malone	14,968	15	John Havlicek	26,395	6	David Robinson	2,954
8	Robert Parish	14,715	16	Paul Pierce	26,316	7	Patrick Ewing	2,894

**ALL-TIME DUNCAN:** Tim Duncan passed Jason Kidd for **seventh all-time in games played** when he participated in his 1,392nd career contest vs. Oklahoma City on 4/12. **Duncan passed Gary Payton for 10th all-time in career minutes played** at Charlotte on 3/21/16. During his 19-year run, the Spurs staple has **won 1,001 games** with five NBA championships, two NBA MVP awards, three NBA Finals MVPs, 10 All-NBA First Team selections and 15 All-Star games:

NBA ALL-TIME GAMES PLAYED		
Rank	Name	Games Played
5	Kevin Garnett	1,462
6	Kevin Willis	1,424
<b>7</b>	<b>TIM DUNCAN</b>	<b>1,392</b>
8	Jason Kidd	1,391
9	Reggie Miller	1,389

NBA ALL-TIME MINUTES PLAYED		
Rank	Name	Minutes Played
8	John Stockton	47,764
9	Reggie Miller	47,619
<b>10</b>	<b>TIM DUNCAN</b>	<b>47,368</b>
11	Dirk Nowitzki	47,249
12	Gary Payton	47,117

# SPURS TEAM NOTES



**POP MOVING UP:** With San Antonio's 118-81 win over the Utah Jazz on 12/14/15, **Spurs head coach Gregg Popovich collected his 1,043rd win to pass Rick Adelman for eighth place on the NBA all-time wins list.** Last season, Popovich became the **ninth head coach in NBA history to record 1,000 career wins.** Popovich is the **second coach all-time to record 1,000 wins with one franchise** (Sloan), and the third-fastest coach to 1,000 victories (Jackson, Riley). Popovich also became the fifth coach in history to record 1,000 wins and an NBA Championship, and the third to capture 1,000 wins and five titles. Here is a look at where he stands in history:

NBA COACHING ALL-TIME WINS LIST			
1. Don Nelson	1,335	6. Phil Jackson	1,155
2. Lenny Wilkens	1,332	7. Larry Brown	1,098
3. Jerry Sloan	1,221	<b>8. GREGG POPOVICH*</b>	<b>1,089</b>
4. Pat Riley	1,210	9. Rick Adelman	1,042
5. George Karl*	1,175	10. Bill Fitch	944

FASTEST NBA COACHES TO 1,000 CAREER WINS	
Coach	# Games to 1,000 wins
1. Phil Jackson	1,423
2. Pat Riley	1,434
<b>3. GREGG POPOVICH</b>	<b>1,462</b>

MOST CAREER WINS WITH ONE FRANCHISE		
Coach	Team	Wins
Jerry Sloan	Utah Jazz	1,127 wins
<b>GREGG POPOVICH</b>	<b>San Antonio Spurs</b>	<b>1,089 wins</b>
Red Auerbach	Boston Celtics	795 wins

\*Denotes active coach

**CONSISTENT COACH:** Now in his **20th season** at the helm of the San Antonio Spurs, **Gregg Popovich is the longest tenured coach with the same team in all four major professional sports.** The three-time NBA Coach of the Year became the **ninth head coach in NBA history to record 1,000 wins** with a 95-93 victory at Indiana on 2/9/15.

LONGEST ACTIVELY TENURED COACHES – 4 MAJOR SPORTS			
League	Coach-Team	Tenure	Regular Season Record
<b>NBA</b>	<b>Gregg Popovich - Spurs</b>	<b>20<sup>th</sup> season (1996-present)</b>	<b>1,089-485 (.692)</b>
MLB	Mike Scioscia – Angels	16 <sup>th</sup> season (2000-present)	1,421-1,180 (.546)
NFL	Bill Belichick – Patriots	16 <sup>th</sup> season (2000-present)	187-69 (.730)
NHL	Claude Julien – Bruins	9 <sup>th</sup> season (2007-present)	393-223-88 (.621)

**TOP-5 BEST WINNING PERCENTAGES OF ALL-TIME: (In all 4 major sports, min. 15 seasons)**

LEAGUE	COACH	W	L	T	PCT
NBA	Phil Jackson	1155	485	0	0.704
<b>NBA</b>	<b>GREGG POPOVICH</b>	<b>1089</b>	<b>485</b>	<b>0</b>	<b>0.692</b>
NFL	George Halas	318	148	31	0.682
NFL	Don Shula	328	156	6	0.677
NFL	Bill Belichick	223	113	0	0.664

**TOP TWOSOME:** Tim Duncan and Gregg Popovich are the longest tenured player-coach combination all-time among the four major professional sports leagues and have amassed the most wins together in NBA history. With a win at Utah on April 5, 2016, Duncan and Popovich hit **1,000 wins together**, the first to reach that mark. Duncan also became just **the second player in history (Malone) to score 26,000 points with a coach** when he did so at Boston on 11/1/15.

TEAM	PLAYER	COACH	WINS
<b>San Antonio Spurs</b>	<b>Tim Duncan</b>	<b>Gregg Popovich</b>	<b>1,001</b>
<b>San Antonio Spurs</b>	<b>Tony Parker</b>	<b>Gregg Popovich</b>	<b>784</b>
Utah Jazz	Karl Malone	Jerry Sloan	775
Utah Jazz	John Stockton	Jerry Sloan	768

**WESTERN CONFERENCE COACH OF THE MONTH:** On Jan. 4, Spurs head coach **Gregg Popovich was named the NBA Western Conference Coach of the Month for games played in December.** Popovich guided the Spurs to a league-best 14-2 record in the month of December, including eight wins by at least 20 points, marking the best December in franchise history. **Popovich has now won 16 NBA Coach of the Month awards in his career and is the only coach in NBA history to receive the recognition 16 times.**

**BENCH PRODUCTION:** The **Spurs bench** tallied a season-high 70 points vs. Utah on 1/6. The Silver and Black second unit **ranked first in the NBA in three different statistical categories this season.** They included: **assists** (899), **assists per game** (11.0) and **field goal percentage** (.479).

**RODEO ROAD TRIP PERFORMERS:** The Spurs completed their annual **"Rodeo Road Trip"** in Houston on 2/27. The team played eight games in a row away from San Antonio, traveling a total of 6,514 miles in a span of over three weeks. The **Silver and Black** finished **7-1 on the trip**, their **third-best ever record since it began in 2002-03.**





# SPURS TEAM NOTES

**TREAD UNDER 100:** The Spurs held their opponents to 92.9 points-per-game this season, giving the Silver and Black their **21<sup>st</sup> straight season allowing fewer than 100.0 points**, which is the **longest run in NBA history**. Here is a look at the Top-5:

MOST CONSECUTIVE SEASONS ALL-TIME ALLOWING UNDER 100.0 PPG		
FRANCHISE	CONSECUTIVE SEASONS	YEARS
<b>SAN ANTONIO SPURS</b>	<b>21</b>	<b>1995-96 to 2015-16</b>
Portland Trail Blazers	18	1994-95 to 2011-12
Utah Jazz	15	1993-94 to 2007-08
New York Knicks	14	1991-92 to 2004-05
Indiana Pacers	14	1993-94 to 2006-07

**ALL-STAR SPURS:** Since joining the NBA in 1976, **the San Antonio Spurs have been represented in the All-Star game in 37 of 40 years**, which stands alone as the **most of any team in the NBA** during that span. The Lakers are second, represented 36 of the last 40 years.

**MR. 200:** With the Spurs' win over Denver on 11/18/15, **Kawhi Leonard became the second fastest player in NBA history to reach 200 career wins**. Leonard finished the night with 20 points and 8 rebounds, earning his **200th career regular season victory in his 262<sup>nd</sup> game played**.

FASTEST PLAYERS TO 200 CAREER WINS		
Player	Team	# Games to 200 wins
A.C. Green	Los Angeles Lakers	259
<b>KAWHI LEONARD</b>	<b>San Antonio Spurs</b>	<b>262</b>

**RARE PAIR:** With their win over the Trail Blazers on 1/16/15, **Tim Duncan and Tony Parker** passed Celtics duo Robert Parish and Kevin McHale for **2<sup>nd</sup> all-time in NBA history for regular season wins by a pair**. The Spurs duo **recorded their 700<sup>th</sup> victory** together on 11/28/15 when the Silver and Black defeated the Atlanta Hawks. Duncan and Parker are the active leaders for the **most wins as teammates**, while they are followed on the active list by two other Spurs combinations that include longtime wingman **Manu Ginobili**. **Duncan and Ginobili** passed Boston duo Bill Russell and Sam Jones for **4<sup>th</sup> all-time in NBA history** in San Antonio's win over the Dallas Mavericks on 1/17. **Parker and Ginobili** picked up their **600th win** together on 3/5/16 vs. Sacramento. Here's a look at the top twosomes with the most wins in NBA history, as well as by active teammates:

MOST GAMES WON AS TEAMMATES IN NBA HISTORY		MOST GAMES WON BY ACTIVE TEAMMATES	
1. John Stockton & Karl Malone	906 games	<b>1. Tim Duncan &amp; Tony Parker</b>	<b>733 games</b>
<b>2. Tim Duncan &amp; Tony Parker</b>	<b>733 games</b>	<b>2. Tim Duncan &amp; Manu Ginobili</b>	<b>630 games</b>
3. Robert Parish & Kevin McHale	656 games	<b>3. Tony Parker &amp; Manu Ginobili</b>	<b>610 games</b>
<b>4. Tim Duncan &amp; Manu Ginobili</b>	<b>630 games</b>	4. Dwyane Wade & Udonis Haslem	410 games
5. Bill Russell & Sam Jones	618 games		

**FLIPPING THE CALENDAR:** The **Spurs closed out the month of December** with a **14-2 record**, their **best December in franchise history**. San Antonio previously went 13-2 in December in both 2003-04 and 2010-11. The Silver and Black's 14-2 December mark was also the best in the NBA during the month. **San Antonio ended the 2015 calendar year producing a 41-3 record at the AT&T Center**. Only the 1995 Orlando Magic (42-2), 2002 New Jersey Nets (41-6), 2012 Miami Heat (41-7) and 2015 Golden State Warriors (42-1) have equaled or topped the home 41 win total in a calendar year (via Elias Sports Bureau).

**TWO-TIME WESTERN CONFERENCE PLAYER OF THE WEEK:** On **Monday, March 7**, Spurs forward **Kawhi Leonard** was named **the NBA's Western Conference Player of the Week for games played Monday, Feb. 29, through Sunday, March 6**. Leonard averaged 27.3 points, 10.0 rebounds, 4.7 assists and 1.67 steals in 37.3 minutes as the Spurs went 3-0 for the week, extending their win streak to eight games. The **2016 All-Star starter also received the honor on Dec. 21, 2015 for games played Monday, Dec. 14, through Dec. 20**, becoming the **14th Spurs player ever to receive the award**.

**400 REBOUND RECORD:** **Tim Duncan recorded his 400th rebound** of the season vs. Memphis on 3/25, giving him 400-or-more rebounds in **19-straight seasons**, which is tied for the **longest such streak by any player in NBA history** (Kareem Abdul-Jabbar).

MOST CONSECUTIVE SEASONS WITH 400+ REBOUNDS		
Name	# Consecutive Seasons	Years
<b>TIM DUNCAN</b>	<b>19</b>	<b>1997-98 to 2015-16</b>
Kareem Abdul-Jabbar	19	1969-70 to 1987-88

**RECORD SETTING SHOOTING:** The **Spurs set an NBA single season record** by winning their **51st straight game when shooting a higher field goal percentage than their opponent on 3/12 vs. Oklahoma City** (via ESPN). The record streak extended to 54 straight games before coming to a close at Charlotte on 3/21.



## SPURS HISTORICAL TEAM NOTES

**BEST 19-YEAR STRETCH IN NBA HISTORY:** Through Tim Duncan's first 19 seasons, the Spurs have compiled the **best winning percentage and most wins over any 19-year stretch in NBA history**. Below is the Top-3 records over any 19-year stretch.

BEST RECORDS OVER A 19-SEASON SPAN IN NBA HISTORY				
Team	Games	Record	Winning Percentage	Seasons
<b>SAN ANTONIO SPURS*</b>	<b>1,510</b>	<b>1,072-438</b>	<b>.710</b>	<b>1997/98-2015/16</b>
Boston Celtics	1,517	1,039-488	.688	1957/58-1975/76
Boston Celtics	1,507	1,034-473	.686	1956/57-1974/75

**CONSISTENT WINNING:** Picking up a road victory at Dallas on 2/5, the **Spurs tied the Utah Jazz for most consecutive winning seasons in NBA History**. Here's a look at the longest streaks of consecutive winning seasons in NBA History.

LONGEST STREAKS OF WINNING SEASONS IN NBA HISTORY			
Seasons	Team	Dates	Championships During Streak
<b>19</b>	<b>SAN ANTONIO SPURS</b>	<b>1997-98 – Current</b>	<b>5</b>
19	Utah Jazz	1985-86 – 2003-04	0
16	Los Angeles Lakers	1976-77 – 1991-92	5
14	Portland Trail Blazers	1989-90 – 2002-03	0
14	Boston Celtics	1955-56 – 1968-69	11
14	Boston Celtics	1979-80 – 1992-93	3

**MANU MAGIC:** With 17 points and 5 assists at Golden State on Nov. 11, 2014 **Manu Ginobili became the all-time leader in NBA history** for the most games with at least **15 points and 5 assists off the bench**. Here is a look at the top-3 in history:

GAMES AS A RESERVE WITH 15+ PTS AND 5+ ASSISTS		
<b>Manu Ginobili</b>	<b>2002-current</b>	<b>68</b>
Calvin Murphy	1970-1983	61
Vinnie Johnson	1979-1992	60

\*Starters not known prior to 1970-71

**PARKER'S ELITE STATUS:** Tony Parker is one of **six players in NBA history** to average 15+ points, 5+ assists and shoot over 49% from the floor for a career. Here's a look at the elite group:

NBA Players Averaging 15+ PPG, 5+ APG, 49% FG in Career – All-Time				
PLAYER	YEARS	POINTS	ASSISTS	FIELD GOAL PCT.
Walt Frazier	67/68 – 79/80	18.9	6.1	49.0
Larry Bird	79/80 – 91/92	24.3	6.3	49.6
Magic Johnson	79/80 – 95/96	19.5	11.2	52.0
Michael Jordan	84/85 – 02/03	30.1	5.3	49.7
Kevin Johnson	87/88 – 99/00	17.9	9.1	49.3
<b>Tony Parker</b>	<b>01/02 – 15/16</b>	<b>16.6</b>	<b>5.9</b>	<b>49.4</b>

**ALL-TIME TRIOS:** The Spurs group of **Tim Duncan, Tony Parker and Manu Ginobili** have the **most overall wins and most regular season wins as a trio in NBA history**. With **575 regular season wins** (most all-time) and **117 postseason victories**, the Silver and Black "Big Three" have **692 total wins together**. The Spurs trio passed the Celtics threesome of Larry Bird, Kevin McHale and Robert Parish in total wins with a 95-93 win at Indiana on 2/9/15, the same game that gave San Antonio head coach Gregg Popovich his 1,000<sup>th</sup> career win. Here's the top-3 trios with the most overall wins in league history:

ALL-TIME TRIO WINS IN NBA HISTORY				
Team	Trio	Total Wins	Regular Season Wins	Postseason Wins
<b>SAN ANTONIO SPURS</b>	<b>Tim Duncan, Tony Parker, Manu Ginobili</b>	<b>692 total wins</b>	<b>575 wins</b>	<b>117 wins</b>
Boston Celtics	Larry Bird, Kevin McHale, Robert Parish	632 total wins	540 wins	92 wins
Los Angeles Lakers	Magic Johnson, Michael Cooper, Kareem Abdul-Jabbar	600 total wins	490 wins	110 wins



## SPURS POSTSEASON NOTES

**BACK IN THE POSTSEASON:** A 97-81 victory vs. Detroit on 3/2 **clinched the Spurs a playoff berth for the 19th consecutive season**, which is the **longest active streak in the NBA**. The Silver and Black are now **tied for fourth all-time in NBA history** for consecutive playoff appearances. Here's a look at the longest active and historical playoff streaks:

ACTIVE NBA PLAYOFF APPEARANCES			
TEAM	YEARS	CONSECUTIVE SEASONS	NBA TITLES
<b>SAN ANTONIO SPURS</b>	<b>1998-2016</b>	<b>19</b>	<b>5</b>
Atlanta Hawks	2008-2016	9	-

NBA ALL-TIME PLAYOFF APPEARANCES			
TEAM	YEARS	CONSECUTIVE SEASONS	NBA TITLES
Syracuse Nationals / Philadelphia 76ers	1950-1963/1964-1971	22	2 (1955, 67)
Portland Trailblazers	1983-2003	21	-
Utah Jazz	1984-2003	20	-
Boston Celtics	1951-1969	19	11 (1957, 59-66, 68-69)
<b>SAN ANTONIO SPURS</b>	<b>1998-2016</b>	<b>19</b>	<b>5 (1999, 03, 05, 07, 14)</b>

**POSTSEASON PACESETTERS:** With their **36<sup>th</sup> playoff appearance in their 40-year NBA history** since joining the league in 1976, the **Spurs now own the most postseason appearances since they entered the NBA**. The Silver and Black have made an appearance in the **postseason all but four seasons** (1983-84, 1986-87, 1988-89 and 1996-97 are the only seasons the Spurs have not made the playoffs) since joining the National Basketball Association.

TEAM	SEASONS	PLAYOFF APPEARANCES	DIVISION TITLES	NBA TITLES
<b>SPURS</b>	<b>40</b>	<b>36 (.900)</b>	<b>21</b>	<b>5</b>
Lakers	39	35 (.897)	19	10
Trail Blazers	40	31 (.775)	4	-

**MANU THE MARKSMAN:** Manu Ginobili passed Kobe Bryant for **third all-time in postseason three-point field goals in Game 1 of the 2015 Western Conference First Round at L.A. Clippers on 4/19/15**. The three-pointer was the **293<sup>rd</sup> career triple** for Ginobili in the playoffs.

ALL-TIME POSTSEASON 3-PT LEADERS	
Player	Career Playoff 3FG
1. Ray Allen	385
2. Reggie Miller	320
<b>3. MANU GINOBILI</b>	<b>300</b>
4. Kobe Bryant	292

**PLAYOFF SUCCESS:** The **Spurs currently have the fourth-best overall winning percentage in the playoffs**.

TOP 5 ALL-TIME PLAYOFF WINNING PERCENTAGE	
1. Los Angeles Lakers	.597 (440-297)
2. Boston Celtics	.572 (344-257)
3. Miami Heat	.566 (116-89)
<b>4. SAN ANTONIO SPURS</b>	<b>.559 (204-161)</b>
5. Chicago Bulls	.544 (184-154)

**FINALS MVP APLENTY:** The Spurs enter the 2016 NBA Playoffs with **three NBA Finals MVPs in Tim Duncan, Tony Parker and Kawhi Leonard**, making San Antonio the **first team to start the postseason with three Finals MVPs since the 1988-89 Lakers** (Johnson, Abdul-Jabbar, Worthy). Duncan has three different Finals MVP awards (1999, 2003, 2005), while Parker (2007) and Leonard (2014) each have one.

**PLAYOFF SUCCESS IN THE TIM DUNCAN ERA:** Since the Spurs selected Tim Duncan with the first overall selection in the 1997 NBA Draft, the team has won the most playoff games in the last 19 years (1998-present) and is tied with the Lakers for the most NBA Championships during that time frame (5). Here's a look at the Top-5 records in the playoffs since 1997 (minimum 50 games):

TEAM	RECORD	PERCENTAGE
<b>1. SAN ANTONIO SPURS</b>	<b>152-94</b>	<b>.618</b>
2. Los Angeles Lakers	133-85	.610
3. Cleveland Cavaliers	57-38	.600
4. Miami Heat	106-71	.599
5. Detroit Pistons	75-63	.543

# SPURS PLAYOFF NOTES



**POP IN THE POSTSEASON:** With a 111-107 overtime win at Los Angeles Clippers on 4/22/15, Spurs head coach **Gregg Popovich** became just the third coach in NBA history to reach 150 career postseason wins. Popovich currently ranks third all-time, behind Phil Jackson and Pat Riley, while having the most playoff wins among active coaches. Here's a look at most playoff wins by a head coach:

ALL-TIME PLAYOFF WINS - COACHES		
COACH	WINS	WINNING PERCENTAGE
1. Phil Jackson	229	.688
2. Pat Riley	171	.606
<b>3. Gregg Popovich</b>	<b>152</b>	<b>.618</b>
4. Larry Brown	100	.511
5. Red Auerbach	99	.603

**PLAYER-COACH COMBO:** With a 102-91 win vs. L.A. Lakers on 4/24/13, Tim Duncan and Head Coach Gregg Popovich won their 119th playoff game, surpassing Kobe Bryant and Phil Jackson for the most wins by a player-coach duo in NBA postseason history. Now the current San Antonio Spurs hold the Top-3 spots all-time, with Tony Parker and Manu Ginobili also at the top of the list. Ginobili is the latest to pass Bryant and Jackson, doing so in Game 3 vs. L.A. Clippers on 4/24/15. Here's the Top-5:

TEAM	PLAYER	COACH	GAMES WON
<b>SAN ANTONIO SPURS</b>	<b>TIM DUNCAN</b>	<b>GREGG POPOVICH</b>	<b>152</b>
<b>SAN ANTONIO SPURS</b>	<b>TONY PARKER</b>	<b>GREGG POPOVICH</b>	<b>125</b>
<b>SAN ANTONIO SPURS</b>	<b>MANU GINOBILI</b>	<b>GREGG POPOVICH</b>	<b>120</b>
L.A. Lakers	Kobe Bryant	Phil Jackson	118
L.A. Lakers	Derek Fisher	Phil Jackson	112

**PLAYER-COACH CONSTANT:** Tim Duncan and Coach Popovich have experienced 241 playoff games together over 18 seasons and have competed in the most postseason games together.

TEAM	PLAYER	COACH	GAMES PLAYED
<b>SPURS</b>	<b>TIM DUNCAN</b>	<b>GREGG POPOVICH</b>	<b>241</b>
Lakers	Kobe Bryant	Phil Jackson	180
Lakers	Derek Fisher	Phil Jackson	166
Jazz	Karl Malone	Jerry Sloan	152
Jazz	John Stockton	Jerry Sloan	152

**HOME COURT HOLDING:** Since moving to the AT&T Center in 2002, the San Antonio Spurs are 74-25 (.747) in home playoff games. Here's a look at the most playoffs wins at home since the 2002-03 postseason:

MOST POSTSEASON WINS AT HOME SINCE 2002-03 SEASON		
Team-Arena	Games Won	Winning Percentage
<b>SAN ANTONIO SPURS – AT&amp;T CENTER</b>	<b>74</b>	<b>.747</b>
Miami Heat – American Airlines Arena	64	.790
Los Angeles Lakers – STAPLES Center	54	.771

**TOP POSTSEASON TRIO:** Tim Duncan, Manu Ginobili and Tony Parker have recorded 120 postseason wins together, the most by a trio in NBA postseason history. Additionally, the Spurs trio has played in 186 games, the most among any active trio. Here's a look at the top trios in NBA postseason history:

MOST NBA POSTSEASON WINS AS A TRIO IN NBA HISTORY		
Team	Trio	Wins
<b>1. SAN ANTONIO SPURS</b>	<b>TIM DUNCAN, MANU GINOBILI, TONY PARKER</b>	<b>120</b>
2. L.A. Lakers	Magic Johnson, Kareem Abdul-Jabbar, Michael Cooper	110
3. L.A. Lakers	Magic Johnson, Kareem Abdul-Jabbar, Byron Scott	93
4. Boston	Larry Bird, Kevin McHale, Robert Parish	92

**PLAYOFF POINT GUARD:** Tony Parker is currently second on the NBA's all-time postseason scoring list among point guards with 3,781 career postseason points. Here's a look at Parker's postseason stats among all-time point guards:

MOST POINTS SCORED BY POINT GUARDS IN POSTSEASON HISTORY			
Player	Games Played	Total Points	Scoring Average
Jerry West	153	4,457	29.1
<b>TONY PARKER</b>	<b>203</b>	<b>3,781</b>	<b>18.6</b>
Magic Johnson	190	3,701	19.5

**SPURS SPARKPLUG:** Since the San Antonio Spurs joined the NBA in 1976, no other player in the NBA has scored more points off the bench in the postseason than Manu Ginobili. Of the 185 postseason games he's appeared in, Ginobili has come off the bench 135 times and scored 1,811 points in those appearances.

MOST POINTS SCORED OFF THE BENCH IN THE PLAYOFFS SINCE 1976	
Players	Bench Points
<b>MANU GINOBILI</b>	<b>1,811</b>
Vinnie Johnson	1,288
Eddie Johnson	964
J.R. Smith	856



# PLAYOFF NOTES/2015-16 TRANSACTIONS

**DUNCAN'S CAREER PLAYOFF PERFORMANCE:** Tim Duncan ranks highly among the all-time best in numerous statistical categories, while leading active players as well the Spurs franchise in several other categories. Take a look below at where Duncan ranks among all-time players, active players and the Spurs franchise:

TIM DUNCAN'S CAREER PLAYOFF RANKS IN NBA POSTSEASON AND FRANCHISE HISTORY			
GAMES	MINUTES	POINTS	REBOUNDS
2. Robert Horry - 244	<b>1. TIM DUNCAN – 9,152</b>	4. Shaquille O'Neal – 5,250	1. Bill Russell – 4,104
<b>3. TIM DUNCAN – 241</b>	2. Kareem Abdul-Jabbar – 8,851	<b>5. TIM DUNCAN – 5,113</b>	2. Wilt Chamberlain – 3,913
4. Kareem Abdul-Jabbar - 237	3.– Kobe Bryant – 8,641	6. Karl Malone – 4,761	<b>3. TIM DUNCAN – 2,811</b>
ACTIVE RANK: 1st	ACTIVE RANK: 1st	ACTIVE RANK: 1st	ACTIVE RANK: 1st
FRANCHISE RANK: 1st	FRANCHISE RANK: 1st	FRANCHISE RANK: 1st	FRANCHISE RANK: 1st
BLOCKS	ASSISTS	FG MADE	FT MADE
<b>1. TIM DUNCAN – 555</b>	26. Kareem Abdul-Jabbar – 767	3. Shaquille O'Neal – 2,041	5. Jerry West – 1,213
2. Hakeem Olajuwon – 472	<b>27. TIM DUNCAN – 750</b>	4. Kobe Bryant – 2,014	<b>6. TIM DUNCAN – 1,202</b>
3. Shaquille O'Neal – 459	28. <b>Manu Ginobili – 747</b>	<b>5. TIM DUNCAN – 1,953</b>	7. Shaquille O'Neal – 1,168
ACTIVE RANK: 1st	ACTIVE RANK: 5th	ACTIVE RANK: 1st	ACTIVE RANK: 2nd
FRANCHISE RANK: 1st	FRANCHISE RANK: 2nd	FRANCHISE RANK: 1st	FRANCHISE RANK: 1st

**DUNCAN'S PLAYOFF DOUBLE-DOUBLES:** Tim Duncan recorded his 158th career postseason double-double at Miami on 6/12/14, passing Magic Johnson for the **most double-doubles in NBA postseason history**. Duncan has scored in double figures in 231 of 241 career playoff games and has also tallied 103 20-point and 10-rebound performances, which ranks fourth all-time and is the most among active players. Here's a look at the NBA's all-time postseason double-doubles list:

MOST DOUBLE-DOUBLES IN POSTSEASON HISTORY	
Player	Career Postseason Double-Doubles
<b>1. TIM DUNCAN</b>	<b>164</b>
2. Magic Johnson	157
3. Wilt Chamberlain	143
4. Shaquille O'Neal	142
5. Bill Russell	137

**PARKER IN THE POSTSEASON:** Tony Parker enters the 2016 postseason ranked 10th on the all-time postseason points list while being ranked **seventh on all-time postseason assists list**.

TONY PARKER ALL-TIME POSTSEASON RANKINGS	
Points	Assists
9. Larry Bird – 3,897	6. Steve Nash - 1061
<b>10. TONY PARKER – 3,781</b>	<b>7. TONY PARKER – 1,059</b>
11. John Havlicek – 3,776	8. Scottie Pippen – 1,048

**GINOBILI IN RARE COMPANY:** Manu Ginobili is one of only eight players in NBA postseason history (Kobe Bryant, Scottie Pippen, Magic Johnson, Michael Jordan, Larry Bird, LeBron James, Clyde Drexler) and the **only Spurs player in franchise history** with at least **2,500 points** (2,836), **750 rebounds** (793), **700 assists** (747) and **250 steals** (261) in the playoffs.

## SPURS 2015-16 TRANSACTIONS

- |  |   |
|--|---|
| <p><b>MARCH 22:</b> Recalled Boban Marjanovic and Jonathon Simmons.</p> <p><b>MARCH 20:</b> Assigned Boban Marjanovic and Jonathon Simmons to Austin Spurs</p> <p><b>MARCH 19:</b> Recalled Jonathon Simmons.</p> <p><b>MARCH 17:</b> Assigned Jonathon Simmons to Austin Spurs.</p> <p><b>MARCH 9:</b> Signed Kevin Martin.</p> <p><b>MARCH 9:</b> Waived Rasual Butler.</p> <p><b>FEB. 29:</b> Signed Andre Miller.</p> <p><b>FEB. 29:</b> Waived Ray McCallum.</p> <p><b>FEB. 1:</b> Recalled Ray McCallum.</p> <p><b>JAN. 29:</b> Assigned Ray McCallum to Austin Spurs.</p> <p><b>JAN. 4:</b> Recalled Ray McCallum.</p> <p><b>JAN. 2:</b> Assigned Ray McCallum to Austin Spurs.</p> <p><b>DEC. 30:</b> Recalled Ray McCallum.</p> <p><b>DEC. 29:</b> Assigned Ray McCallum to Austin Spurs.</p> <p><b>DEC. 28:</b> Recalled Ray McCallum.</p> <p><b>DEC. 27:</b> Assigned Ray McCallum to Austin Spurs.</p> <p><b>DEC. 21:</b> Recalled Ray McCallum.</p> <p><b>DEC. 16:</b> Assigned Ray McCallum to Austin Spurs.</p> | <p><b>DEC. 6:</b> Recalled Boban Marjanovic.</p> <p><b>DEC. 5:</b> Recalled Ray McCallum.</p> <p><b>DEC. 4:</b> Assigned Boban Marjanovic and Ray McCallum to Austin Spurs.</p> <p><b>NOV. 18:</b> Recalled Jonathon Simmons.</p> <p><b>NOV. 16:</b> Assigned Jonathon Simmons to Austin Spurs.</p> <p><b>NOV. 14:</b> Recalled Jonathon Simmons.</p> <p><b>NOV. 7:</b> Assigned Jonathon Simmons to Austin Spurs.</p> <p><b>OCT. 26:</b> Exercised third-year option on Kyle Anderson.</p> <p><b>OCT. 24:</b> Waived Reggie Williams and Julian Washburn.</p> <p><b>OCT. 22:</b> Signed Julian Washburn.</p> <p><b>OCT. 21:</b> Waived Jimmer Fredette, Youssou Ndiaye, Keifer Sykes and Deshaun Thomas.</p> <p><b>SEPT. 28:</b> Signed Deshaun Thomas, Rasual Butler, Youssou Ndiaye and Keifer Sykes.</p> <p><b>JULY 22:</b> Signed Jonathon Simmons and Jimmer Fredette.</p> <p><b>JULY 21:</b> Signed Boban Marjanovic.</p> <p><b>JULY 20:</b> Re-signed Manu Ginobili.</p> <p><b>JULY 17:</b> Signed David West.</p> <p><b>JULY 16:</b> Re-signed Kawhi Leonard.</p> <p><b>JULY 15:</b> Re-signed Matt Bonner.</p> <p><b>JULY 14:</b> Re-signed Danny Green.</p> <p><b>JULY 9:</b> Re-signed Tim Duncan, signed LaMarcus Aldridge and acquired Ray McCallum in a trade with Sacramento.</p> <p><b>JUNE 25:</b> Spurs drafted Nikola Milutinovic (26th overall) and Cady Lalanne (55th overall).</p> <p><b>JUNE 17:</b> Named James Borrego assistant coach.</p> |
|--|---|



# SPURS MISCELLANEOUS STATS



## SPURS STARTING LINEUPS 2015-16 (Most recent in bold)

FORWARD	FORWARD	CENTER	GUARD	GUARD	GAME NUMBER / RECORD
Aldridge	Leonard	Duncan	Green	Parker	Game #1-8, 10-12, 15, 17-21, 23, 25-26, 28-31, 35, 38-42, 57-61, 63, 65-68, 70-71, 75-78, 81 / 38-9
Aldridge	Anderson	Duncan	Green	Parker	Game #9, 54-56 / 3-1
West	Leonard	Duncan	Green	Parker	Game #13-14, 44 / 3-0
Aldridge	Leonard	Marjanovic	Green	Parker	Game #16 / 1-0
Aldridge	Anderson	Bonner	Green	Parker	Game #22 / 1-0
Aldridge	Leonard	Duncan	Green	McCallum	Game #24, 53 / 2-0
Aldridge	Leonard	West	Green	Parker	Game #27, 32-34, 45, 47, 49-52, 80 / 8-3
Aldridge	Leonard	Duncan	Green	Mills	Game #36 / 1-0
Duncan	Leonard	West	Green	Mills	Game #37 / 1-0
Aldridge	Leonard	West	Green	McCallum	Game #43 / 1-0
Aldridge	Leonard	Anderson	Green	Parker	Game #46 / 1-0
Aldridge	Leonard	Diaw	Green	Parker	Game #48, 69 / 2-0
Diaw	Leonard	West	Simmons	Parker	Game #62 / 1-0
Aldridge	Leonard	West	Green	Miller	Game #64 / 1-0
Duncan	Anderson	Aldridge	Martin	Parker	Game #72 / 1-0
Diaw	Anderson	Marjanovic	Green	Mills	Game #73 / 0-1
Aldridge	Anderson	Marjanovic	Green	Miller	Game #74 / 1-0
Duncan	Anderson	West	Simmons	Miller	Game #79 / 0-1
<b>Bonner</b>	<b>Anderson</b>	<b>Marjanovic</b>	<b>Green</b>	<b>Miller</b>	<b>Game #82 / 1-0</b>

## SPURS HEAD-TO-HEAD CHART 2015-16

	A T L	B O S	C H A	C H I	C L E	D A L	D E N	D E T	G S W	H O U	I N D	L A C	L A L	M E M	M I A	M I L	M I N	B K N	N O P	N Y K	O K C	O R L	P H I	P H O	P O R	S A C	T O R	U T A	W A S
<b>W</b>	2	2	1	1	1	4	3	2	1	3	1	2	4	4	2	2	3	2	3	2	2	2	2	4	3	3	1	4	1
<b>L</b>	0	0	1	1	1	0	1	0	3	1	1	1	0	0	0	0	0	0	1	0	2	0	0	0	0	0	1	0	1



# SPURS MISCELLANEOUS STATS

SPURS GAME LEADERS 2015-16 (Includes Ties)							PLAYER TOTALS							
PLAYER	PTS	REB	AST	STL	BLK	MIN	10+ PTS	20+ PTS	30+ PTS	40+ PTS	10+ REB	10+ AST	DBL-DBL	TRIP-DBL
<b>Aldridge</b>	24	35	2	11	25	17	64	31	4		26		26	
<b>Anderson</b>		1	3	15	11	2	10				2		1	
<b>Bonner</b>							1							
<b>Diaw</b>		1	7	2	8	1	18	1						
<b>Duncan</b>	3	21	8	7	28	1	25	1			17		11	
<b>Ginobili</b>	3		8	15	1		26	3						
<b>Green</b>		4	3	17	21	5	22							
<b>Leonard</b>	44	21	8	39	20	50	70	44	4		12		12	
<b>Marjanovic</b>	2	6		3	10	1	12	1			4		3	
<b>Martin</b>					1	1	4							
<b>Miller</b>		1	1	1			2							
<b>Mills</b>			10	11		1	26	3						
<b>Parker</b>	8		39	10	2	1	48	10	1			4	3	
<b>Simmons</b>	1			4	3	1	10							
<b>West</b>	1	5	7	5	15		19				2		1	

# SPURS 2015-16 RECORD WHEN...



## SPURS 2015-16 RECORD WHEN...

	OVERALL	HOME	ROAD
<b>FIELD GOAL PERCENTAGE</b>			
Out-shoot opponent	60-1	35-0	25-1
Opponent out-shoot Spurs	7-14	5-1	2-13
Tied in FG%	0-0	0-0	0-0
Spurs shoot 50% or more FG	34-0	19-0	15-0
Spurs shoot between 45%-50% FG	20-4	12-0	8-4
Spurs shoot between 40%-45% FG	12-9	8-0	4-9
Spurs shoot under 40% FG	1-2	1-1	0-1
Opponents shoot 50% or more FG	5-6	4-0	1-6
Opponents shoot between 45%-50% FG	20-4	12-0	8-4
Opponents shoot between 40%-45% FG	25-5	15-1	10-4
Opponents shoot under 40% FG	17-0	9-0	8-0
<b>REBOUNDS</b>			
Out-rebound opponent	51-6	30-1	21-5
Out-rebounded by opponent	14-9	9-0	5-9
Tied in rebounds (game)	2-0	1-0	1-0
<b>QUARTER NUMBERS</b>			
Leading after first quarter	45-5	28-1	17-4
Trailing after first quarter	20-10	11-0	9-10
Tied after first quarter	2-0	1-0	1-0
Leading at halftime	58-5	34-0	24-5
Trailing at halftime	8-9	5-0	3-9
Tied at halftime	1-1	1-1	0-0
Leading after three quarters	59-4	35-0	24-4
Trailing after three quarters	6-11	4-1	2-10
Tied after three quarters	2-0	1-0	1-0
<b>POINTS SCORED</b>			
Scoring 60-69 points	0-0	0-0	0-0
Scoring 70-79 points	0-0	0-0	0-0
Scoring 80-89 points	3-5	2-1	1-4
Scoring 90-99 points	15-7	8-0	7-7
Scoring 100 points or more	49-3	30-0	19-3
Opponent scores 60-69 points	1-0	0-0	1-0
Opponent scores 70-79 points	7-0	4-0	3-0
Opponent scores 80-89 points	24-1	14-0	10-1
Opponent scores 90-99 points	24-5	15-1	9-4
Opponent scores 100 or more points	11-9	7-0	4-9
<b>MULTIPLE PLAYER SCORING</b>			
When two-or-more Spurs score 20+ points	23-4	16-1	7-3
When three-or-more Spurs score 20+ points	2-0	2-0	0-0
When two-or-more Spurs record 10+ rebounds	11-5	7-1	4-4
When five-or-more Spurs score double-figures	31-3	20-0	11-3
<b>TURNOVERS / POINTS IN THE PAINT / FAST BREAK POINTS</b>			
Fewer turnovers than opponent	41-12	27-1	14-11
More turnovers than opponent	18-3	9-0	9-3
Tied in turnovers	8-0	4-0	4-0
Scoring more points in the paint	41-6	28-0	13-6
Scoring fewer points in the paint	22-6	9-0	13-6
Tied for points in the paint	4-3	3-1	1-2
Scoring more fast break points	31-2	18-0	13-2
Scoring fewer fast break points	32-13	19-1	13-12
Tied in fast break points	4-0	3-0	1-0



# SPURS TEAM SEASON HIGHS/LOWS

SPURS TEAM HIGHS AND LOWS 2015-16		
CATEGORY	HIGH	LOW
<b>Total Points</b>	130 vs. Houston 1/27	84 at Houston 12/25
<b>Points in 1<sup>st</sup> quarter</b>	37 vs. Memphis 3/25	13 at Indiana 3/7
<b>Points in 2<sup>nd</sup> quarter</b>	36 vs. Utah 1/6	14 at Dallas 4/13
<b>Points in first half</b>	69 vs. Houston 1/27	32 at Indiana 3/7
<b>Points in 3<sup>rd</sup> quarter</b>	42 vs. Charlotte 11/7	16 (2) vs. Toronto 4/2
<b>Points in 4<sup>th</sup> quarter</b>	38 at Phoenix 1/21	16 (5) at Charlotte 3/21
<b>Points in 2<sup>nd</sup> half</b>	66 (2) at Phoenix 1/21	37 at Charlotte 3/21
<b>Points in OT</b>	--	--
<b>FG's made</b>	52 vs. Utah 1/6	31 at Golden State 1/25
<b>FG's attempted</b>	96 at Indiana 3/7	72 (4) at Utah 4/5
<b>FG %</b>	.618 (47-76) at Philadelphia 12/7	.354 (34-96) at Indiana 3/7
<b>3-pt FG's made</b>	13 vs. Houston 1/2	2 at Chicago 11/30
<b>3-pt FG's attempted</b>	28 (2) at Indiana 3/7	10 vs. Denver 12/26
<b>3-pt FG %</b>	.700 (7-10) vs. Denver 12/26	.143 (twice) most recently, (4-28) at Indiana 3/7
<b>FT's made</b>	27 vs. Toronto 4/2	5 vs. Phoenix 11/23
<b>FT's attempted</b>	34 at Phoenix 2/21	8 at Houston 12/25
<b>FT %</b>	100.0 (13-13) vs. Brooklyn 10/30	.500 (5-10) vs. Phoenix 11/23
<b>Rebounds</b>	56 vs. Brooklyn 10/30	32 (3) at Golden State 4/7
<b>Offensive rebounds</b>	18 (2) vs. Golden State 4/10	4 (3) at Utah 4/5
<b>Defensive rebounds</b>	45 vs. Dallas 1/17	21 at Oklahoma City 3/26
<b>Assists</b>	35 (2) vs. Portland 3/17	14 at Oklahoma City 3/26
<b>Steals</b>	18 vs. Phoenix 11/23	2 at Cleveland 1/30
<b>Turnovers</b>	25 at Golden State 1/25	6 (3) at Cleveland 1/30
<b>Blocked shots</b>	13 (2) at Los Angeles Lakers 1/22	1 at Philadelphia 12/7
<b>Points in the paint</b>	68 vs. Utah 1/6	20 at New Orleans 3/3
<b>2nd chance points</b>	25 at Los Angeles Lakers 2/19	1 vs. Memphis 11/21
<b>Fast break points</b>	28 at Los Angeles Lakers 1/22	2 (2) at Utah 2/25

# OPPONENT TEAM SEASON HIGHS/LOWS



## OPPONENT TEAM HIGHS AND LOWS 2015-16

CATEGORY	HIGH	LOW
<b>Total Points</b>	120 at Golden State 1/25	68 at Philadelphia 12/7
<b>Points in 1<sup>st</sup> quarter</b>	37 at Cleveland 1/30	7 at Charlotte 3/21
<b>Points in 2<sup>nd</sup> quarter</b>	34 vs. Denver 11/18	12 (4) at Utah 2/25
<b>Points in first half</b>	66 at Cleveland 1/30	25 at Atlanta 12/12
<b>Points in 3<sup>rd</sup> quarter</b>	35 (2) at Golden State 4/7	13 vs. Sacramento 3/5
<b>Points in 4<sup>th</sup> quarter</b>	38 at Los Angeles Lakers 2/19	11 vs. Brooklyn 10/30
<b>Points in 2<sup>nd</sup> half</b>	64 (2) at Los Angeles Lakers 2/19	28 vs. Brooklyn 10/30
<b>Points in OT</b>	--	--
<b>FG's made</b>	45 (2) at Golden State 4/7	26 (2) at Philadelphia 12/7
<b>FG's attempted</b>	98 (2) vs. Denver 11/18	64 at Toronto 12/9
<b>FG %</b>	.578 (37-64) at Toronto 12/9	.338 (26-77) vs. Milwaukee 12/2
<b>3-pt FG's made</b>	12 (4) at Dallas 4/13	1 vs. Memphis 11/21
<b>3-pt FG's attempted</b>	39 at Dallas 4/13	9 vs. Memphis 11/21
<b>3-pt FG %</b>	.500 (twice) (7-14) vs. Miami 3/23	.111 (2) (2-18) vs. Oklahoma City 3/12
<b>FT's made</b>	35 vs. Houston 1/27	5 vs. Denver 12/26
<b>FT's attempted</b>	52 vs. Houston 1/27	6 vs. Denver 12/26
<b>FT %</b>	100.0 (twice) most recently (8-8), at New Orleans 3/3	.533 (twice) (8-15) most recently, at Sacramento 2/24
<b>Rebounds</b>	56 vs. Oklahoma City 3/12	27 vs. Los Angeles Clippers 3/15
<b>Offensive rebounds</b>	19 vs. Orlando 2/1	1 at Miami 2/9
<b>Defensive rebounds</b>	46 at New Orleans 11/20	22 vs. Los Angeles Clippers 3/15
<b>Assists</b>	33 at Golden State 4/7	13 at Utah 4/5
<b>Steals</b>	15 (2) at Golden State 1/25	1 vs. New York 1/8
<b>Turnovers</b>	28 vs. Phoenix 11/23	6 vs. Denver 11/18
<b>Blocked shots</b>	11 vs. Houston 1/27	0 (2) vs. New Orleans 3/30
<b>Points in the paint</b>	58 (2) vs. Sacramento 3/5	20 at Dallas 4/13
<b>2nd chance points</b>	26 vs. Oklahoma City 4/12	0 vs. Brooklyn 10/30
<b>Fast break points</b>	29 vs. Sacramento 3/5	0 (2) at New York 11/2





# SPURS/OPPONENTS INDIV. SEASON HIGHS

SPURS INDIVIDUAL SEASON HIGHS		OPPONENTS INDIVIDUAL SEASON HIGHS	
CATEGORY	SEASON-HIGH, PLAYER, DATE	CATEGORY	SEASON-HIGH, PLAYER, DATE
<b>Points</b>	36, LaMarcus Aldridge, vs. New Orleans 2/3 33, Kawhi Leonard, vs. Toronto 4/2 32 (2), Kawhi Leonard (twice), vs. Miami 3/23, LaMarcus Aldridge, vs. Memphis 3/25	<b>Points</b>	37, Stephen Curry (twice), vs. Golden State 4/10, at Golden State 1/25 33, Russell Westbrook, at Oklahoma City 10/28 31 (2), Kevin Durant, at Oklahoma City 3/26, DeMarcus Cousins, vs. Sacramento 3/5
<b>Points in a quarter</b>	17 (1Q), LaMarcus Aldridge vs. Memphis 3/25 15 (4Q), Boban Marjanovic vs. Miami 3/23, (1Q), LaMarcus Aldridge vs. Oklahoma City 3/12 14 (2Q), Kawhi Leonard vs. Miami 3/23, (4Q), Kawhi Leonard vs. Toronto 4/2, (4Q), Manu Ginobili, vs. Portland 11/16, LaMarcus Aldridge (5 times), (3Q) Tony Parker at Detroit 1/12	<b>Points in a quarter</b>	18 (3Q), Stephen Curry, at Golden State 1/25 17 (3Q), Paul Millsap, at Atlanta 12/12 16 (5), (3Q), Stephen Curry vs. Golden State 4/10, (3Q), Damian Lillard vs. Portland 11/16, (3Q), LeBron James at Cleveland 1/30, (3Q), Kobe Bryant vs. Los Angeles Lakers 2/6, (3Q), DeMarcus Cousins at Sacramento 2/24
<b>Points in a half</b>	24 (1H), Kawhi Leonard vs. Miami 3/23 23 (2), Tony Parker at Detroit 1/12 22, (2H) LaMarcus Aldridge vs. New Orleans 2/3	<b>Points in a half</b>	26 (2H), Stephen Curry vs. Golden State 4/10, (2H)Chris Paul, at LA Clippers 2/18 21 (5) most recently, (2H), Monta Ellis at Indiana 3/7 20 (2H), Stephen Curry at Golden State 4/7, (1H), Russell Westbrook at Oklahoma City 3/26
<b>Rebounds</b>	19, LaMarcus Aldridge, vs. Philadelphia 11/14 18, Tim Duncan, vs. Atlanta 11/28 16, LaMarcus Aldridge, at Houston 2/27	<b>Rebounds</b>	20, Tyson Chandler, at Phoenix 1/17 18, Anthony Davis, at New Orleans 11/20 17 (3), DeAndre Jordan (twice), Julius Randle, Enes Kanter
<b>Offensive Rebounds</b>	7, LaMarcus Aldridge, vs. Philadelphia 11/14 6 (3), LaMarcus Aldridge (twice), Tim Duncan, Kawhi Leonard (2 times) 5 (3), LaMarcus Aldridge (7 times), Tim Duncan (4 times), Kawhi Leonard (2 times)	<b>Offensive Rebounds</b>	8, Kristaps Porzingis, at New York 11/2 6 (6), Enes Kanter (twice), Nikola Jokic, Aron Baynes, Aaron Gordon, Dewayne Dedmon, Steven Adams 5, Multiple players
<b>Defensive Rebounds</b>	13, Tim Duncan vs. Atlanta 11/28 12 (2), Kawhi Leonard, LaMarcus Aldridge (2 times) 11 (4), LaMarcus Aldridge (4 times), Kawhi Leonard, David West, Kyle Anderson	<b>Defensive Rebounds</b>	16 (2), Anthony Davis, Tyson Chandler 15, DeAndre Jordan at Los Angeles Clippers 2/18 14, Julius Randle, vs. Los Angeles Lakers 2/6
<b>Assists</b>	16, Tony Parker, vs. Portland 3/17 12, Tony Parker, vs. Chicago 3/10 10, Tony Parker (2 times)	<b>Assists</b>	18, Rajon Rondo, at Sacramento 2/24 14, Ricky Rubio, vs. Minnesota 12/28 13 (2), John Wall, Ish Smith
<b>Blocks</b>	6, Tim Duncan, vs. Denver 11/18 5 (3), David West, Kawhi Leonard, LaMarcus Aldridge (3 times) 4 (6), Kawhi Leonard, Tim Duncan (twice), David West, Boban Marjanovic, Danny Green, LaMarcus Aldridge	<b>Blocks</b>	4 (3), Serge Ibaka, Clint Capela, Anthony Davis 3 (10), Phil Pressey, most recently at Phoenix 2/21 2, Multiple players
<b>Steals</b>	5 (3), Kawhi Leonard (2 times), Manu Ginobili, Kyle Anderson 4 (7), Danny Green (2 times), Patty Mills, Tim Duncan (2 times), Kawhi Leonard (4 times), Tony Parker, Kyle Anderson, LaMarcus Aldridge 3, Multiple players	<b>Steals</b>	5 (2), Stephen Curry, Victor Oladipo 4 (5), most recently, Courtney Lee at Charlotte 3/21 3, Multiple players
<b>FG's made</b>	13 (2), Kawhi Leonard (2 times), Tony Parker 12 (2), LaMarcus Aldridge (4 times), Kawhi Leonard (3 times) 11 (3), Kawhi Leonard (4 times), LaMarcus Aldridge (9 times), Tony Parker (2 times)	<b>FG's made</b>	13, Stephen Curry vs. Golden State 4/10, Kevin Durant, at Oklahoma City 3/26 12 (5), Russell Westbrook, Ryan Anderson, Markieff Morris, Stephen Curry, Derrick Favors 11 (7), Stephen Curry, most recently at Golden State 4/7
<b>FG's attempted</b>	25, LaMarcus Aldridge vs. Golden State 3/19 24, (twice, most recently) Kawhi Leonard vs. OKC 3/12 23, Kawhi Leonard at Indiana 3/7	<b>FG's attempted</b>	28, Kobe Bryant, vs. Los Angeles Lakers 2/6 25 (3), Kevin Durant, most recently vs. Oklahoma City 3/12 23 (4), Russell Westbrook, Anthony Davis, D'Angelo Russell, DeMarcus Cousins
<b>FT's made</b>	12 (2), LaMarcus Aldridge, Kawhi Leonard 11, Kawhi Leonard, vs. Toronto 4/2 10, LaMarcus Aldridge, vs. Orlando 2/1	<b>FT's made</b>	11, DeMarcus Cousins, at Sacramento 11/9 10 (3), Carmelo Anthony, Dwight Howard, DeMarcus Cousins 9 (4), most recently Russell Westbrook at Oklahoma City 3/26
<b>FT's attempted</b>	15, Kawhi Leonard vs. Los Angeles Lakers 2/6 12 (2), Tony Parker, LaMarcus Aldridge (2 times) 11 (2), LaMarcus Aldridge, at Memphis 3/28, Kawhi Leonard, vs. Toronto 4/2	<b>FT's attempted</b>	20, DeAndre Jordan vs. Los Angeles Clippers 12/18 17, Dwight Howard vs. Houston 1/2 15, DeMarcus Cousins (twice), most recently vs. Sac. 3/5
<b>3-pt FG's made</b>	7, Kawhi Leonard, at Memphis 12/3 6 (3), Patty Mills, Danny Green (2 times), Kawhi Leonard 5, Manu Ginobili vs. New Orleans 3/30	<b>3-pt FG's made</b>	6 (2), Ryan Anderson, Stephen Curry 5 (3), Damian Lillard, D'Angelo Russell, Kevin Durant 4 (9), most recently, Stephen Curry vs. Golden State 4/10
<b>3-pt FG's attempted</b>	11, Patty Mills, vs. Los Angeles Lakers 2/6 10 (2), Kawhi Leonard, Patty Mills 9 (3), Kawhi Leonard, Danny Green (2 times), Patty Mills (2 times)	<b>3-pt FG's attempted</b>	14, Kobe Bryant, vs. Los Angeles Lakers 2/6 12, Stephen Curry, vs. Golden State 3/19 11 (2), Wesley Matthews, at Dallas 4/13, Ryan Anderson, at New Orleans 11/20
<b>Minutes</b>	40:26, Kawhi Leonard, vs. Dallas 11/25 40:16, Kawhi Leonard, vs. Memphis 11/21 40:13, Kawhi Leonard, at Chicago 11/30	<b>Minutes</b>	48:00, Rajon Rondo, at Sacramento 11/9 43:31, Devin Booker, at Phoenix 1/21 43:28, Kentavious Caldwell-Pope, at Detroit 1/12





# SPURS PLAYOFF HISTORY

# SPURS ALL-TIME PLAYOFF LEADERS



## GAMES

**241 – Tim Duncan**  
**203 – Tony Parker**  
**187 – Manu Ginobili**  
123 – David Robinson  
122 – Bruce Bowen  
85 – Sean Elliott  
81 – Avery Johnson  
80 – Malik Rose  
79 – Robert Horry  
71 – Brent Barry

## FG MADE

**1,953 – Tim Duncan**  
**1,504 – Tony Parker**  
**881 – Manu Ginobili**  
768 – David Robinson  
622 – George Gervin  
384 – Sean Elliott  
384 – Avery Johnson  
**234 – Kawhi Leonard**  
273 – Mike Mitchell  
271 – Bruce Bowen

## FT MADE

**1,202 – Tim Duncan**  
**774 – Manu Ginobili**  
684 – David Robinson  
**669 – Tony Parker**  
348 – George Gervin  
277 – Sean Elliott  
153 – Malik Rose  
151 – Avery Johnson  
**124 – Kawhi Leonard**  
101 – James Silas

## 3-PT FG MADE

**300 – Manu Ginobili**  
161 – Bruce Bowen  
**136 – Danny Green**  
**104 – Tony Parker**  
88 – Michael Finley  
**83 – Kawhi Leonard**  
79 – Brent Barry  
73 – Sean Elliott  
70 – Robert Horry  
64 – Stephen Jackson  
52 – Chuck Person

## STEALS

**261 – Manu Ginobili**  
**187 – Tony Parker**  
**165 – Tim Duncan**  
151 – David Robinson  
**101 – Kawhi Leonard**  
99 – Bruce Bowen  
94 – Avery Johnson  
70 – Johnny Moore  
**69 – Danny Green**  
69 – George Gervin

## POINTS

**5,113 – Tim Duncan**  
**3,781 – Tony Parker**  
**2,836 – Manu Ginobili**  
2,221 – David Robinson  
1,592 – George Gervin  
1,118 – Sean Elliott  
920 – Avery Johnson  
**875 – Kawhi Leonard**  
761 – Bruce Bowen  
646 – Mike Mitchell

## FG ATTEMPTED

**3,887 – Tim Duncan**  
**3,269 – Tony Parker**  
**2,028 – Manu Ginobili**  
1,604 – David Robinson  
1,224 – George Gervin  
862 – Sean Elliott  
790 – Avery Johnson  
683 – Bruce Bowen  
**649 – Kawhi Leonard**  
544 – Mike Mitchell

## FT ATTEMPTED

**1,745 – Tim Duncan**  
966 – David Robinson  
**944 – Manu Ginobili**  
**923 – Tony Parker**  
424 – George Gervin  
346 – Sean Elliott  
228 – Avery Johnson  
207 – Malik Rose  
**172 – Kawhi Leonard**  
140 – Terry Cummings

## 3-PT FG ATTEMPTED

**826 – Manu Ginobili**  
368 – Bruce Bowen  
**345 – Tony Parker**  
**317 – Danny Green**  
219 – Michael Finley  
205 – Sean Elliott  
**199 – Kawhi Leonard**  
190 – Brent Barry  
183 – Robert Horry  
156 – Stephen Jackson  
146 – Jaren Jackson

## ASSISTS

**1,059 – Tony Parker**  
**750 – Tim Duncan**  
**747 – Manu Ginobili**  
547 – Avery Johnson  
344 – Johnny Moore  
280 – David Robinson  
207 – Sean Elliott  
185 – George Gervin  
167 – Bruce Bowen  
**166 – Boris Diaw**

## REBOUNDS

**2,811 – Tim Duncan**  
1,301 – David Robinson  
**793 – Manu Ginobili**  
**620 – Tony Parker**  
**480 – Kawhi Leonard**  
354 – Bruce Bowen  
348 – Malik Rose  
341 – Sean Elliott  
340 – George Gervin  
338 – Robert Horry

## FG PCT. (50 MADE)

.603 – Fabricio Oberto (85-141)  
.582 – Artis Gilmore (121-208)  
.550 – Nazr Mohammed (77-140)  
.541 – Frank Brickowski (53-98)  
.533 – Dennis Rodman (64-120)  
.527 – Antoine Carr (68-129)  
**.515 – Kawhi Leonard (334-649)**  
.508 – George Gervin (622-1,224)  
**.502 – Tim Duncan (1,953-3,887)**  
.502 – Mike Mitchell (273-544)

## FT. PCT. (50 MADE)

.903 – Michael Finley (65-72)  
.868 – Antonio Daniels (66-76)  
.866 – Mario Elie (58-67)  
.851 – George Hill (63-74)  
.827 – Stephen Jackson (67-81)  
.821 – George Gervin (348-424)  
**.820 – Manu Ginobili (774-944)**  
.812 – Vinny Del Negro (56-69)  
.808 – James Silas (101-125)  
.805 – Mark Olberding (95-118)

## 3-PT FG% (10 MADE)

.443 – Vinny Del Negro (31-70)  
.438 – Bruce Bowen (161-368)  
**.429 – Danny Green (136-317)**  
**.417 – Kawhi Leonard (83-199)**  
.416 – Brent Barry (79-190)  
.410 – Stephen Jackson (64-156)  
.402 – Michael Finley (88-219)  
.400 – Danny Ferry (32-80)  
.394 – Chuck Person (52-132)  
.383 – Robert Horry (70-183)  
.382 – Antonio Daniels (29-76)

## BLOCKS

**555 – Tim Duncan**  
312 – David Robinson  
60 – Robert Horry  
**58 – Danny Green**  
58 – Bruce Bowen  
**55 – Manu Ginobili**  
52 – Mike Green  
51 – George Gervin  
42 – Artis Gilmore  
36 – Sean Elliott



# SPURS ALL-TIME PLAYOFF LEADERS

## ALL-TIME PLAYOFF AVERAGE LEADERS (NBA SEASONS ONLY)

### SCORING AVERAGE

27.9 — George Gervin  
21.3 — Tim Duncan  
17.4 — Tony Parker

### REBOUNDS AVERAGE

15.0 — Dennis Rodman  
11.7 — Tim Duncan  
10.5 — David Robinson

### ASSISTS AVERAGE

10.4 — Rod Strickland  
8.3 — Johnny Moore  
6.8 — Avery Johnson

## ALL-TIME TOP PLAYOFF PERFORMANCES

POINTS	PLAYER	OPPONENT	DATE
46	George Gervin	vs. Washington	4/18/78
44	George Gervin	vs. Houston	4/04/80
42	George Gervin	vs. Denver	4/26/83
42	George Gervin	at Washington	5/18/79
42	George Gervin	vs. Washington	5/11/79
41	Tony Parker	at Phoenix	4/25/08
41	Tim Duncan	vs. Dallas	5/22/06
41	George Gervin	at Denver	4/20/85
40	Tim Duncan	vs. Phoenix	4/19/08
40	Tim Duncan	vs. Dallas	5/19/03
40	Tim Duncan	vs. L.A. Lakers	5/21/01
40	David Robinson	vs. Phoenix	4/28/96

REBOUNDS	PLAYER	OPPONENT	DATE
25	Tim Duncan	at L.A. Lakers	5/14/02
24	Tim Duncan	at Dallas	5/23/03
23	Tim Duncan	at New Orleans	5/13/08
23	Tim Duncan	at Phoenix	4/25/03
22	Tim Duncan	vs. Dallas	5/07/01
22	David Robinson	at L.A. Lakers	5/13/95
22	Dennis Rodman	vs. L.A. Lakers	5/08/95
21	Tim Duncan	vs. L.A. Lakers	5/25/08
21	Tim Duncan	vs. L.A. Lakers	5/13/04
21	Tim Duncan	at L.A. Lakers	5/05/02
21	David Robinson	vs. Phoenix	4/29/98
21	David Robinson	vs. Phoenix	4/28/96
21	Larry Kenon	at Washington	5/04/79
20	Tim Duncan	vs. Dallas	5/14/01

ASSISTS	PLAYER	OPPONENT	DATE
20	Johnny Moore	vs. Denver	4/27/83
18	Avery Johnson	vs. Phoenix	4/26/96
18	Johnny Moore	at L.A. Lakers	5/08/83
18	Tony Parker	vs. Memphis	5/21/13
17	Rod Strickland	vs. Portland	5/10/90
17	Johnny Moore	at L.A. Lakers	5/18/83
17	Johnny Moore	vs. L.A. Lakers	5/15/83
17	Johnny Moore	vs. Denver	4/26/83

BLOCKS	PLAYER	OPPONENT	DATE
9	Tim Duncan	vs. Phoenix	5/18/07
8	Tim Duncan	vs. New Jersey	6/15/03
8	Samaki Walker	vs. Phoenix	4/25/00
8	David Robinson	vs. Golden State	4/25/91
8	David Robinson	vs. Portland	5/10/90
7	Tim Duncan	vs. Seattle	5/03/02
7	David Robinson	at Portland	6/04/99
7	David Robinson	vs. Utah	5/09/98



# SPURS ALL-TIME PLAYOFF RESULTS



## 1974 ABA WESTERN DIVISION SEMIFINALS VS. INDIANA — LOST 4-3

DATE	SITE	ATT.	SCORE	TOP SCORER	TOP REBOUNDER
3/30	IND	7,438	W 113-109	Jones-27	Nater, Gervin-10
4/01	IND	6,988	L 101-128	Jones-26	Nater-12
4/03	SA	10,693	W 115-96	Nater-27	Nater-15
4/04	SA	12,079	L 89-91	Jones-28	Jones-8
4/06	IND	10,079	L 100-105	Silas-28	Nater-12
4/10	SA	12,304	W 102-86	Averitt-19	Nater-13
4/12	IND	10,079	L 79-86	Silas-27	Nater-13

## 1975 ABA WESTERN DIVISION SEMIFINALS VS. INDIANA — LOST 4-2

DATE	SITE	ATT.	SCORE	TOP SCORER	TOP REBOUNDER
4/05	SA	8,529	L 119-122 (OT)	Silas-25	Gervin-23
4/07	SA	7,643	L 93-98	Gervin-38	Nater-20
4/10	IND	12,217	L 103-113 (OT)	Gervin-27	Nater-14
4/12	IND	17,389	W 110-109	Gervin-29	Nater-22
4/14	SA	10,986	W 123-117	Gervin-42	Gervin-17
4/16	IND	15,675	L 100-115	Gervin-34	Nater-19

## 1976 ABA SEMIFINALS VS. NEW YORK — LOST 4-3

DATE	SITE	ATT.	SCORE	TOP SCORER	TOP REBOUNDER
4/09	NY	8,221	L 101-116	Gervin-30	Paultz/Gale-7
4/11	NY	5,769	W 105-79	Kenon-30	Paultz-18
4/14	SA	10,009	W 111-103	Kenon-28	Kenon-16
4/18	SA	9,227	L 108-110	Paultz/Gervin-28	Paultz-12
4/19	NY	11,321	L 108-110	Kenon-27	Kenon-12
4/21	SA	10,484	W 106-105	Gervin-37	Kenon-18
4/24	NY	15,934	L 114-121	Gervin-31	Kenon-11

## 1977 FIRST ROUND VS. BOSTON — LOST 2-0

DATE	SITE	ATT.	SCORE	TOP SCORER	TOP REBOUNDER
4/12	BOS	13,505	L 94-104	Kenon/Gervin-20	Paultz-10
4/15	SA	12,067	L 109-113	Gervin-30	Kenon/Paultz/Gale-7

## 1978 EASTERN CONFERENCE SEMIFINALS VS. WASHINGTON — LOST 4-2

DATE	SITE	ATT.	SCORE	TOP SCORER	TOP REBOUNDER
4/16	SA	9,669	W 114-103	Gervin-35	Kenon-9
4/18	SA	9,871	L 117-121	Gervin-48	Kenon-9
4/21	WASH	17,417	L 105-118	Kenon-37	Kenon/Paultz-8
4/23	WASH	13,549	L 95-98	Gervin-35	Paultz-8
4/25	SA	9,709	W 116-105	Gervin-27	Kenon-14
4/28	WASH	19,035	L 100-103	Olberding-24	Green/Paultz-9

## 1979 EASTERN CONFERENCE SEMIFINALS VS. PHILADELPHIA — WON 4-3

DATE	SITE	ATT.	SCORE	TOP SCORER	TOP REBOUNDER
4/15	SA	10,253	W 119-106	Gervin-31	Paultz-9
4/17	SA	16,709	W 121-120	Gervin-29	Kenon-7
4/20	PHIL	14,039	L 115-123	Silas-32	Kenon-15
4/22	PHIL	11,163	W 115-112	Gervin-32	Kenon-9
4/26	SA	16,055	L 97-120	Silas-19	Kenon-9
4/29	PHIL	18,276	L 90-92	Silas-27	Kenon-15
5/02	SA	16,055	W 111-108	Gervin-33	Gervin-12

## 1979 EASTERN CONFERENCE FINALS VS. WASHINGTON — LOST 4-3

5/04	WASH	19,035	W 118-97	Gervin-34	Kenon-21
5/06	WASH	19,035	L 95-115	Kenon-25	Kenon-8
5/09	SA	15,318	W 116-114	Gervin-29	Paultz-12
5/11	SA	16,055	W 118-102	Gervin-42	Kenon-17
5/13	WASH	19,035	L 103-107	Gervin-28	Olberding-13
5/16	SA	16,055	L 100-108	Gervin-20	Kenon-15
5/18	WASH	19,035	L 105-107	Gervin-42	Kenon-11

## 1980 FIRST ROUND VS. HOUSTON — LOST 2-1

DATE	SITE	ATT.	SCORE	TOP SCORER	TOP REBOUNDER
4/02	HOU	14,454	L 85-95	Gervin-19	Kenon/Olberding-9
4/04	SA	12,894	W 106-101	Gervin-44	Olberding-17
4/06	HOU	15,676	L 120-141	Gervin-37	Shumate-8

## 1981 WESTERN CONFERENCE SEMIFINALS VS. HOUSTON — LOST 4-3

DATE	SITE	ATT.	SCORE	TOP SCORER	TOP REBOUNDER
4/07	SA	13,319	L 98-107	Gervin-30	G. Johnson-12
4/08	SA	12,128	W 125-113	Olberding-34	G. Johnson/Griffin-7
4/10	HOU	16,121	L 99-112	Gervin-33	G. Johnson/Gervin-8
4/12	HOU	16,121	W 114-112	Gervin-33	Corzine-11
4/14	SA	16,114	L 117-123	R. Johnson-25	G. Johnson-11
4/15	HOU	16,121	W 101-96	Gervin-26	Three Players-8
4/17	SA	16,114	L 100-105	Gervin-21	G. Johnson-10



# SPURS ALL-TIME PLAYOFF RESULTS

## 1982 WESTERN CONFERENCE SEMIFINALS VS. SEATTLE — WON 4-1

DATE	SITE	ATT.	SCORE	TOP SCORER	TOP REBOUNDER
4/27	SEA	14,457	W 95-93	Gervin-31	Mitchell-11
4/28	SEA	19,403	L 99-114	Gervin-24	G. Johnson/Corzine-8
4/30	SA	14,019	W 99-97	Gervin-36	Mitchel-12
5/02	SA	15,002	W 115-113	Mitchell-22	Olberding/Banks-9
5/05	SEA	23,180	W 109-103	Gervin-26	Corzine-11

## 1982 WESTERN CONFERENCE FINALS VS. LOS ANGELES LAKERS — LOST 4-0

5/09	LA	15,700	L 117-128	Gervin-34	Corzine-11
5/11	LA	17,505	L 101-110	Mitchell-34	Corzine-34
5/14	SA	15,800	L 108-118	Gervin-39	Gervin-15
5/15	SA	15,800	L 123-128	Gervin-38	Mitchell-10

## 1983 WESTERN CONFERENCE SEMIFINALS VS. DENVER — WON 4-1

DATE	SITE	ATT.	SCORE	TOP SCORER	TOP REBOUNDER
4/26	SA	10,116	W 152-133	Gervin-42	Banks-11
4/27	SA	10,690	W 126-109	Gervin-30	Gilmore-12
4/29	DEN	16,965	W 127-126 (OT)	Moore-39	Gilmore-14
5/02	DEN	15,039	L 114-124	Moore-27	Gilmore-11
5/04	SA	12,736	W 145-105	Gervin-26	Gilmore-15

## 1983 WESTERN CONFERENCE FINALS VS. LOS ANGELES LAKERS — LOST 4-2

5/08	LA	15,063	L 107-119	Mitchell-26	Gervin-9
5/10	LA	17,505	W 122-113	Gervin-32	Gilmore-20
5/13	SA	15,782	L 100-113	Mitchell-23	Gilmore-14
5/15	SA	15,782	L 121-129	Mitchell-35	Mitchell-11
5/18	LA	17,505	W 117-112	Mitchell-26	Gilmore-14
5/20	SA	15,782	L 100-101	Gervin-25	Gilmore-18

## 1985 WESTERN CONFERENCE FIRST ROUND VS. DENVER — LOST 3-2

DATE	SITE	ATT.	SCORE	TOP SCORER	TOP REBOUNDER
4/18	DEN	12,128	L 111-141	Mitchell-23	Jones-8
4/20	DEN	17,022	W 113-111	Gervin-41	Gilmore-12
4/23	SA	8,799	L 112-115	Gervin-30	Gilmore-14
4/26	SA	8,621	W 116-111	Mitchell-37	Gilmore-13
4/28	DEN	17,022	L 99-126	Gilmore-19	Iavaroni/Gilmore-8

## 1986 FIRST ROUND VS. LOS ANGELES LAKERS — LOST 3-0

DATE	SITE	ATT.	SCORE	TOP SCORER	TOP REBOUNDER
4/17	LA	17,505	L 88-135	Mitchell-24	Mitchell/Johnson-4
4/19	LA	17,505	L 94-122	Matthews-30	Greenwood-7
4/23	SA	7,918	L 94-114	Matthews-30	Gilmore-11

## 1988 FIRST ROUND VS. LOS ANGELES LAKERS — LOST 3-0

DATE	SITE	ATT.	SCORE	TOP SCORER	TOP REBOUNDER
4/29	LA	17,505	L 110-122	Robertson-34	Anderson/Berry-5
5/01	LA	17,505	L 112-130	Robertson-28	Brickowski-12
5/03	SA	11,542	L 107-109	Berry-27	Anderson-5

## 1990 FIRST ROUND VS. DENVER — WON 3-0

DATE	SITE	ATT.	SCORE	TOP SCORER	TOP REBOUNDER
4/26	SA	15,910	W 119-103	Anderson-27	Robinson-13
4/28	SA	15,910	W 129-120	Robinson-31	Cummings-13
5/01	DEN	15,604	W 131-120	Cummings-28	Robinson-16

## 1990 WESTERN CONFERENCE SEMIFINALS VS. PORTLAND — LOST 4-3

5/05	PORT	12,884	L 94-107	Brickowski-20	Robinson-9
5/08	PORT	12,884	L 112-122	Cummings-33	Robinson-8
5/10	SA	15,910	W 121-98	Robinson-28	Cummings/Strickland-9
5/12	SA	15,910	W 115-105	Cummings-35	Cummings-11
5/15	PORT	12,884	L 132-138 (2OT)	Cummings-32	Robinson-15
5/17	SA	15,910	W 112-97	Anderson-30	Robinson-13
5/19	PORT	12,884	L 105-108 (OT)	Cummings-27	Robinson-16

## 1991 FIRST ROUND VS. GOLDEN STATE — LOST 3-1

DATE	SITE	ATT.	SCORE	TOP SCORER	TOP REBOUNDER
4/25	SA	15,908	W 130-121	Anderson-38	Robinson-13
4/27	SA	15,908	L 98-111	Robinson-28	Robinson-15
5/01	GS	15,025	L 106-109	Robinson-27	Robinson-12
5/03	GS	15,025	L 97-110	Elliott-23	Robinson-14

## 1992 FIRST ROUND VS. PHOENIX — LOST 3-0

DATE	SITE	ATT.	SCORE	TOP SCORER	TOP REBOUNDER
4/24	PHO	14,496	L 111-117	Cummings-30	Cummings-12
4/26	PHO	14,496	L 107-119	Cummings-31	Cummings-10
4/29	SA	14,853	L 92-101	Carr-20	Carr/Cummings-12

# SPURS ALL-TIME PLAYOFF RESULTS



## 1993 FIRST ROUND VS. PORTLAND — WON 3-1

DATE	SITE	ATT.	SCORE	TOP SCORER	TOP REBOUNDER
4/29	PORT	12,888	W 87-86	Elliott-18	Robinson-15
5/01	PORT	12,888	L 96-105	Robinson/Cummings-15	Robinson-14
5/05	SA	16,057	W 107-101	Robinson-26	Robinson-14
5/07	SA	16,057	W 100-97 (OT)	Ellis-21	Robinson-17

## 1993 WESTERN CONFERENCE SEMIFINALS VS. PHOENIX — LOST 4-2

5/11	PHO	19,023	L 89-95	Robinson-32	Robinson-10
5/13	PHO	19,023	L 103-109	Robinson-27	Robinson-10
5/15	SA	16,057	W 111-96	Carr-21	Johnson/Robinson-8
5/16	SA	16,057	W 117-103	Robinson-36	Robinson-16
5/18	PHO	19,023	L 97-109	Robinson/Ellis-24	Robinson-8
5/20	SA	16,057	L 100-102	Robinson-22	Robinson-14

## 1994 FIRST ROUND VS. UTAH — LOST 3-1

DATE	SITE	ATT.	SCORE	TOP SCORER	TOP REBOUNDER
4/28	SA	18,257	W 106-89	Robinson-25	Rodman-11
4/30	SA	20,640	L 84-96	Knight-16	Rodman-17
5/03	UT	19,911	L 72-105	Robinson/Carr-16	Rob/Cummings-11
5/05	UT	19,911	L 90-95	Robinson-27	Rodman-20

## 1995 FIRST ROUND VS. DENVER — WON 3-0

DATE	SITE	ATT.	SCORE	TOP SCORER	TOP REBOUNDER
4/28	SA	25,235	W 104-88	Elliott-21	Rodman-12
4/30	SA	23,665	W 122-96	Robinson/Rodman-19	Rodman-16
5/02	DEN	17,171	W 99-95	Johnson/Robinson-24	Rodman-13

## 1995 WESTERN CONFERENCE SEMIFINALS VS. LA LAKERS — WON 4-2

5/06	SA	24,002	W 110-94	Robinson-33	Rodman-12
5/08	SA	26,127	W 97-90 (OT)	Robinson/Rodman-22	Rodman-22
5/12	LA	17,505	L 85-92	Robinson-34	Rodman-13
5/14	LA	17,505	W 80-71	Robinson-26	Robinson-22
5/16	SA	35,888	L 96-98 (OT)	Robinson-34	Robinson-17
5/18	LA	17,505	W 100-88	Robinson-31	Rodman-16

## 1995 WESTERN CONFERENCE FINALS VS. HOUSTON — LOST 4-2

DATE	SITE	ATT.	SCORE	TOP SCORER	TOP REBOUNDER
5/22	SA	33,337	L 93-94	Elliott-24	Rodman-20
5/24	SA	35,888	L 96-106	Robinson-32	Robinson-12
5/26	HOU	16,611	W 107-102	Robinson-29	Rodman-12
5/28	HOU	16,611	W 103-81	Robinson-20	Rodman-19
5/30	SA	35,888	L 90-111	Robinson-22	Robinson/Rodman-12
6/01	HOU	16,611	L 95-100	Johnson/Robinson-19	Rodman-17

## 1996 FIRST ROUND VS. PHOENIX — WON 3-1

DATE	SITE	ATT.	SCORE	TOP SCORER	TOP REBOUNDER
4/26	SA	16,545	W 120-98	Del Negro-29	Perdue-9
4/28	SA	19,507	W 110-105	Robinson-40	Robinson-21
5/01	PHO	19,023	L 93-94	Robinson-22	Perdue-9
5/03	PHO	19,023	W 116-98	Robinson-30	Robinson-13

## 1996 WESTERN CONFERENCE SEMIFINALS VS. UTAH — LOST 4-2

5/07	SA	15,112	L 75-95	Robinson-29	Perdue-7
5/09	SA	18,635	W 88-77	Robinson-24	Robinson-12
5/11	UT	19,911	L 75-105	Elliott-17	Robinson-9
5/12	UT	19,911	L 86-101	Elliott-22	Person/Perdue-7
5/14	SA	34,215	W 98-87	Robinson-24	Robinson-15
5/16	UT	19,911	L 81-108	Del Negro/Robinson-17	Robinson-8

## 1998 FIRST ROUND VS. PHOENIX — WON 3-1

DATE	SITE	ATT.	SCORE	TOP SCORER	TOP REBOUNDER
4/23	PHO	19,023	W 102-96	Duncan-32	Robinson-15
4/25	PHO	19,023	L 101-108	Robinson-23	Robinson-16
4/27	SA	20,486	W 100-88	Duncan-22	Duncan-14
4/29	SA	27,528	W 99-80	Johnson-30	Robinson-21

## 1998 WESTERN CONFERENCE SEMIFINALS VS. UTAH — LOST 4-1

5/05	UT	19,911	L 82-83	Duncan-33	Robinson-16
5/07	UT	19,911	L 106-109 (OT)	Duncan-26	Robinson-14
5/09	SA	26,086	W 86-64	Robinson-21	Perdue-11
5/10	SA	28,587	L 73-82	Duncan-22	Duncan-11
5/12	UT	19,911	L 77-87	Robinson-21	Robinson-13



# SPURS ALL-TIME PLAYOFF RESULTS

## 1999 FIRST ROUND VS. MINNESOTA — WON 3-1

DATE	SITE	ATT.		SCORE	TOP SCORER	TOP REBOUNDER
5/09	SA	22,356	W	99-86	Duncan-26	Duncan-12
5/11	SA	22,494	L	71-80	Duncan-18	Duncan-16
5/13	MIN	17,444	W	85-71	Johnson-24	Robinson-18
5/15	MIN	15,898	W	92-85	Robinson-19	Robinson-11

## 1999 WESTERN CONFERENCE SEMIFINALS VS. LA LAKERS — WON 4-0

5/17	SA	25,297	W	87-81	Duncan-25	Perdue-9
5/19	SA	33,293	W	79-76	Duncan-21	Duncan-8
5/22	LA	17,505	W	103-91	Duncan-37	Duncan-14
5/23	LA	17,505	W	118-107	Duncan-33	Duncan-14

## 1999 WESTERN CONFERENCE FINALS VS. PORTLAND — WON 4-0

5/29	SA	35,165	W	80-76	Duncan/Robinson-21	Duncan-13
5/31	SA	35,260	W	86-85	Duncan-23	Duncan-10
6/04	POR	20,732	W	85-63	Jackson-19	Robinson-9
6/06	POR	20,735	W	94-80	Robinson-20	Robinson-10

## 1999 FINALS VS. NEW YORK — WON 4-1

6/16	SA	39,514	W	89-77	Duncan-33	Duncan-16
6/18	SA	39,554	W	80-67	Duncan-25	Duncan-15
6/21	NY	19,763	L	81-89	Robinson-25	Duncan-12
6/23	NY	19,763	W	96-89	Duncan-28	Duncan-18
6/25	NY	19,763	W	78-77	Duncan-31	Robinson-12

## 2000 FIRST ROUND VS. PHOENIX — LOST 3-1

DATE	SITE	ATT.		SCORE	TOP SCORER	TOP REBOUNDER
4/22	SA	21,916	L	70-72	Elliott-15	Walker-16
4/25	SA	20,617	W	85-70	Robinson-25	Robinson-15
4/29	PHO	19,023	L	94-101	Robinson-37	Robinson-13
5/02	PHO	19,023	L	78-89	Robinson-21	Robinson-16

## 2001 FIRST ROUND VS. MINNESOTA — WON 3-1

DATE	SITE	ATT.		SCORE	TOP SCORER	TOP REBOUNDER
4/21	SA	33,983	W	87-82	Duncan-33	Duncan-15
4/23	SA	31,759	W	86-69	Duncan-18	Duncan/Robinson-11
4/28	MIN	17,676	L	84-93	Robinson-22	Robinson-17
4/30	MIN	16,336	W	97-84	Duncan-24	Duncan-16

## 2001 WESTERN CONFERENCE SEMIFINALS VS. DALLAS — WON 4-1

5/05	SA	32,798	W	94-78	Duncan-31	Duncan-13
5/07	SA	27,690	W	100-86	Duncan-25	Duncan-22
5/09	DAL	18,237	W	104-90	Robinson-19	Duncan/Robinson-14
5/12	DAL	18,187	L	108-112	Duncan-29	Duncan-18
5/14	SA	25,853	W	105-87	Duncan-32	Duncan-20

## 2001 WESTERN CONFERENCE FINALS VS. LA LAKERS — LOST 4-0

5/19	SA	36,068	L	90-104	Duncan-28	Duncan-14
5/21	SA	35,574	L	81-88	Duncan-40	Duncan-15
5/25	LA	18,997	L	72-111	Robinson-24	Duncan-13
5/27	LA	18,997	L	82-111	Daniels/Duncan-15	Robinson-11

## 2002 FIRST ROUND VS. SEATTLE — WON 3-2

DATE	SITE	ATT.		SCORE	TOP SCORER	TOP REBOUNDER
4/20	SA	23,634	W	110-89	Duncan/Parker-21	Duncan-10
4/22	SA	23,059	L	90-98	Duncan-32	Duncan-12
4/27	SEA	17,072	W	102-75	Duncan-27	Duncan-13
5/01	SEA	17,072	L	79-91	Rose-28	Rose-13
5/03	SA	23,369	W	101-78	Duncan-23	Rose-13

## 2002 WESTERN CONFERENCE SEMIFINALS VS. LA LAKERS — LOST 4-1

5/05	LA	18,997	L	80-86	Duncan-26	Duncan-21
5/07	LA	18,997	W	88-85	Duncan-27	Duncan-17
5/10	SA	35,520	L	89-99	Duncan-28	Duncan-12
5/12	SA	32,342	L	85-87	Duncan-30	Duncan/Robinson-11
5/14	LA	18,997	L	87-93	Duncan-34	Duncan-25

# SPURS ALL-TIME PLAYOFF RESULTS



## 2003 FIRST ROUND VS. PHOENIX – WON 4-2

DATE	SITE	ATT.	SCORE	TOP SCORER	TOP REBOUNDER
4/19	SA	19,217	L 95-96 (OT)	Jackson-23	Duncan-13
4/21	SA	19,217	W 84-76	Jackson-23	Duncan-12
4/25	PHO	19,023	W 99-86	Parker-29	Duncan-23
4/27	PHO	18,756	L 84-86	Duncan-24	Rose-14
4/29	SA	19,217	W 94-82	Rose-27	Duncan-17
5/01	PHO	18,913	W 87-85	Jackson-21	Duncan-20

## 2003 WESTERN CONFERENCE SEMIFINALS VS. LA LAKERS – WON 4-2

5/05	SA	18,797	W 87-82	Duncan-28	Robinson-11
5/07	SA	18,797	W 114-95	Bowen-27	Duncan-13
5/09	LA	18,997	L 95-110	Duncan-28	Duncan-11
5/11	LA	18,997	L 95-99	Duncan-36	Jackson-11
5/13	SA	18,797	W 96-94	Duncan-27	Duncan-14
5/15	LA	18,997	W 110-82	Duncan-37	Duncan-16

## 2003 WESTERN CONFERENCE FINALS VS. DALLAS – WON 4-2

5/19	SA	18,797	L 110-113	Duncan-40	Duncan 15
5/21	SA	18,797	W 119-106	Duncan-32	Duncan 15
5/23	DAL	20,695	W 96-83	Duncan-34	Duncan 24
5/25	DAL	20,561	W 102-95	Parker-25	Duncan 20
5/27	SA	18,797	L 91-103	Duncan-23	Duncan 15
5/29	DAL	20,812	W 90-78	Jackson-24	Rose 11, Duncan 11

## 2003 FINALS VS. NEW JERSEY – WON 4-2

6/04	SA	18,797	W 101-89	Duncan-32	Duncan-20
6/06	SA	18,797	L 85-87	Parker-21	Duncan-12
6/08	NJ	19,280	W 84-79	Parker-26	Duncan-16
6/11	NJ	19,280	L 76-77	Duncan-23	Duncan-17
6/13	NJ	19,280	W 93-83	Duncan-29	Duncan-17
6/15	SA	18,797	W 88-77	Duncan-21	Duncan-20

## 2004 FIRST ROUND VS. MEMPHIS – WON 4-0

DATE	SITE	ATT.	SCORE	TOP SCORER	TOP REBOUNDER
5/17	SA	18,797	W 98-74	Duncan-26	Duncan-9
5/19	SA	18,797	W 87-70	Parker-27	Duncan-12
5/22	MEM	19,351	W 95-93	Duncan-22	Duncan-13
5/25	MEM	19,351	W 110-97	Parker-29	Duncan/Horry-7

## 2004 WESTERN CONFERENCE SEMIFINALS VS. LA LAKERS – LOST 4-2

5/02	SA	18,797	W 88-78	Duncan-30	Duncan-11
5/05	SA	18,797	W 95-85	Parker-30	Bowen/Duncan-7
5/09	LA	18,997	L 81-105	Ginobili-17	Duncan-13
5/11	LA	18,997	L 90-98	Ginobili-20	Duncan-10
5/13	SA	18,797	L 73-74	Duncan-21	Duncan-21
5/15	LA	18,997	L 76-88	Duncan-20	Duncan-11

## 2005 FIRST ROUND VS. DENVER – WON 4-1

DATE	SITE	ATT.	SCORE	TOP SCORER	TOP REBOUNDER
4/24	SA	18,797	L 87-93	Ginobili-23	Mohammed-15
4/27	SA	18,797	W 104-76	Duncan-24	Duncan/Horry-9
4/30	DEN	19,913	W 86-78	Ginobili-32	Duncan-11
5/02	DEN	19,776	W 126-115 (OT)	Duncan-39	Duncan-14
5/04	SA	18,797	W 99-89	Parker-21	Mohammed-13

## 2005 WESTERN CONFERENCE SEMIFINALS VS. SEATTLE – WON 4-2

5/08	SA	18,797	W 103-81	Parker-29	Duncan-9
5/10	SA	18,797	W 108-91	Ginobili-28	Mohammed-10
5/12	SEA	17,072	L 91-92	Duncan-23	Duncan-11
5/15	SEA	17,072	L 89-101	Duncan-35	Duncan-10
5/17	SA	18,797	W 103-90	Ginobili-39	Duncan-14
5/19	SEA	17,072	W 98-96	Duncan-26	Duncan-9

## 2005 WESTERN CONFERENCE FINALS VS. PHOENIX – WON 4-1

5/22	PHO	18,422	W 121-114	Parker-29	Duncan-15
5/24	PHO	18,422	W 111-108	Duncan-30	Duncan/Mohammed-8
5/28	SA	18,797	W 102-92	Duncan-33	Duncan-15
5/30	SA	18,797	L 106-111	Ginobili-28	Duncan-16
6/01	PHO	18,422	W 101-95	Duncan-31	Duncan-15

## 2005 FINALS VS. DETROIT – WON 4-3

6/09	SA	18,797	W 84-69	Ginobili-26	Duncan-17
6/12	SA	18,797	W 97-76	Ginobili-27	Duncan-11
6/14	DET	22,076	L 79-96	Parker-21	Duncan-10
6/16	DET	22,076	L 71-102	Duncan-16	Duncan-16
6/19	DET	22,076	W 96-95 (OT)	Duncan-26	Duncan-19
6/21	SA	18,797	L 86-95	Duncan/Ginobili-21	Duncan-15
6/23	SA	18,797	W 81-74	Duncan-25	Duncan-11





# SPURS ALL-TIME PLAYOFF RESULTS

## 2006 FIRST ROUND VS. SACRAMENTO – WON 4-2

DATE	SITE	ATT.	SCORE	TOP SCORER	TOP REBOUNDER
4/22	SA	18,797	W 122-88	Parker-25	Mohammed-8
4/25	SA	18,797	W 128-119 (OT)	Ginobili-32	Duncan-13
4/28	SAC	17,317	L 93-94	Duncan-29	Duncan-12
4/30	SAC	17,317	L 84-102	Parker-22	Duncan-8
5/02	SA	18,797	W 109-98	Ginobili-27	Duncan/Ginobili-9
5/05	SAC	17,317	W 105-83	Parker-31	Horry-7

## 2006 WESTERN CONFERENCE SEMIFINALS VS. DALLAS – LOST 4-3

5/07	SA	18,797	W 87-85	Duncan-31	Duncan-13
5/09	SA	18,797	L 91-113	Duncan-28	Duncan-9
5/13	DAL	20,865	L 103-104	Duncan-35	Duncan-12
5/15	DAL	20,969	L 118-123 (OT)	Parker-33	Duncan-13
5/17	SA	18,797	W 98-97	Duncan-36	Duncan-12
5/19	DAL	20,986	W 91-86	Ginobili-30	Ginobili-10
5/22	SA	18,797	L 111-119 (OT)	Duncan-41	Duncan-15

## 2007 FIRST ROUND VS. DENVER – WON 4-1

4/22	SA	18,797	L 89-95	Parker-19	Duncan-10
4/25	SA	18,797	W 97-88	Duncan-22	Oberto-10
4/28	DEN	19,951	W 96-91	Parker-21	Duncan-13
4/30	DEN	19,644	W 96-89	Duncan-22	Duncan-11
5/2	SA	18,797	W 93-78	Finley-26	Duncan-12

## 2007 WESTERN CONFERENCE SEMIFINALS VS. PHOENIX – WON 4-2

5/6	PHO	18,422	W 111-106	Duncan-33	Duncan-16
5/8	PHO	18,422	L 81-101	Duncan-29	Duncan-11
5/12	SA	18,797	W 108-101	Duncan-33	Duncan-19
5/14	SA	18,797	L 98-104	Parker-23	Duncan-11
5/16	PHO	18,422	W 88-85	Ginobili-26	Duncan-12
5/18	SA	18,797	W 114-106	Ginobili -33	Duncan-13

## 2007 WESTERN CONFERENCE FINALS VS. UTAH – WON 4-1

5/20	SA	18,300	W 108-100	Duncan-27	Duncan-10
5/22	SA	18,797	W 105-96	Duncan-26	Duncan-14
5/26	UT	19,911	L 83-109	Parker-25	Duncan-8
5/28	UT	19,911	W 91-79	Ginobili-22	Oberto-11
5/30	SA	18,797	W 109-84	Duncan/Parker-21	Duncan-10

## 2007 FINALS VS. CLEVELAND – WON 4-0

6/7	SA	18,797	W 85-76	Parker-27	Duncan-13
6/10	SA	18,797	W 103-92	Parker-22	Duncan/Horry-9
6/12	CLE	20,562	W 75-72	Parker-17	Duncan/Bowen-9
6/14	CLE	20,562	W 83-82	Ginobili-27	Duncan-15

## 2008 FIRST ROUND VS. PHOENIX – WON 4-1

4/19	SA	18,797	W 117-115 (2OT)	Duncan-40	Duncan-15
4/22	SA	18,797	W 102-96	Parker-32	Duncan-17
4/25	PHO	18,422	W 115-99	Parker-41	Duncan-10
4/27	PHO	18,422	L 85-106	Parker-18	Duncan-10
4/29	SA	18,797	W 92-87	Parker-31	Duncan-17

## 2008 WESTERN CONFERENCE SEMIFINALS VS. NEW ORLEANS – WON 4-3

5/3	NO	18,040	L 82-101	Parker-23	Ginobili/Oberto-6
5/5	NO	17,927	L 84-102	Duncan-18	Duncan-8
5/8	SA	18,797	W 110-99	Ginobili/Parker-31	Duncan-13
5/11	SA	18,797	W 100-80	Parker-22	Duncan-15
5/13	NO	18,246	L 79-101	Ginobili-20	Duncan-23
5/15	SA	18,797	W 99-80	Ginobili-25	Duncan-15
5/19	NO	18,235	W 91-82	Ginobili-26	Duncan-14

## 2008 WESTERN CONFERENCE FINALS VS. LA LAKERS – LOST 4-1

5/21	LA	18,997	L 85-89	Duncan-30	Duncan-18
5/23	LA	18,997	L 71-101	Parker-13	Duncan-16
5/25	SA	18,797	W 103-84	Ginobili -30	Duncan-21
5/27	SA	18,797	L 91-93	Duncan-29	Duncan-17
5/29	LA	18,997	L 92-100	Parker-23	Duncan-15

## 2009 FIRST ROUND VS. DALLAS – LOST 4-1

4/18	SA	18,797	L 97-105	Duncan - 27	Duncan - 9
4/20	SA	18,797	W 105-84	Parker - 38	Duncan - 11
4/23	DAL	20,491	L 67-88	Parker - 12	Thomas - 10
4/25	DAL	20,829	L 90-99	Parker - 43	Duncan - 10
4/28	SA	18,797	L 93-106	Duncan - 30	Duncan - 8

# SPURS ALL-TIME PLAYOFF RESULTS



## 2010 FIRST ROUND VS. DALLAS – WON 4-2

DATE	SITE	ATT.	SCORE	TOP SCORER	TOP REBOUNDER
4/18	DAL	20,372	L 94-100	Duncan – 27	Duncan/McDyess – 8
4/21	DAL	20,728	W 102-88	Duncan – 25	Duncan – 17
4/23	SA	18,581	W 94-90	Duncan – 25	McDyess – 6
4/25	SA	18,581	W 92-89	Hill – 29	Duncan – 11
4/27	DAL	20,557	L 103-81	Parker – 18	Blair – 8
4/29	SA	18,581	W 97-87	Ginobili – 26	Duncan – 10

## 2010 WESTERN CONFERENCE SEMIFINALS VS. PHOENIX – LOST 4-0

DATE	SITE	ATT.	SCORE	TOP SCORER	TOP REBOUNDER
5/3	PHO	18,422	L 102-111	Ginobili – 27	Duncan – 11
5/5	PHO	18,422	L 102-110	Duncan – 29	Duncan/Jefferson – 10
5/7	SA	18,581	L 96-110	Ginobili – 27	Duncan – 13
5/9	SA	18,581	L 101-107	Parker – 22	Duncan/Jefferson – 8

## 2011 FIRST ROUND VS. MEMPHIS – LOST 2-4

DATE	SITE	ATT.	SCORE	TOP SCORER	TOP REBOUNDER
4/17	SA	18,581	L 98-101	Parker – 20	Duncan – 13
4/20	SA	18,581	W 93-87	Ginobili – 17	Duncan -10
4/23	MEM	18,119	L 88-91	Ginobili – 23	Duncan – 11
4/25	MEM	18,119	L 86-104	Parker – 23	Splitter – 9
4/27	SA	18,581	W 110-103 (OT)	Ginobili – 33	Duncan – 12
4/29	MEM	18,119	L 91-99	Parker – 23	Duncan – 10

## 2012 FIRST ROUND VS. UTAH – WON 4-0

DATE	SITE	ATT.	SCORE	TOP SCORER	TOP REBOUNDER
4/29	SA	18,581	W 106-91	Parker – 28	Duncan – 11
5/2	SA	18,581	W 114-83	Parker – 18	Duncan – 13
5/5	UTA	19,911	W 102-90	Parker – 27	Splitter – 8
5/7	UTA	19,911	W 87-81	Ginobili – 17	Jackson – 6

## 2012 WESTERN CONFERENCE SEMIFINALS VS. L.A. CLIPPERS – WON 4-0

DATE	SITE	ATT.	SCORE	TOP SCORER	TOP REBOUNDER
5/15	SA	18,581	W 108-92	Ginobili – 22	Diaw – 12
5/17	SA	18,581	W 105-88	Parker – 22	Leonard – 6
5/19	LA	19,060	W 96-86	Parker – 23	Duncan – 13
5/20	LA	19,060	W 102-99	Duncan – 21	Duncan – 9

## 2012 WESTERN CONFERENCE FINALS VS. OKLAHOMA CITY – LOST 2-4

DATE	SITE	ATT.	SCORE	TOP SCORER	TOP REBOUNDER
5/27	SA	18,581	W 101-98	Ginobili – 26	Duncan – 11
5/29	SA	18,581	W 120-111	Parker – 34	Duncan – 12
5/31	OKC	18,203	L 82-102	Parker/Jackson – 16	3 Players – 6
6/2	OKC	18,203	L 103-109	Duncan – 21	Leonard – 9
6/4	SA	18,581	L 103-108	Ginobili – 34	Duncan – 12
6/6	OKC	18,203	L 99-107	Parker – 29	Duncan – 14

## 2013 FIRST ROUND VS. LOS ANGELES LAKERS – WON 4-0

DATE	SITE	ATT.	SCORE	TOP SCORER	TOP REBOUNDER
5/19	SA	18,581	W 105-83	Ginobili, Parker - 18	Duncan - 10
4/24	SA	18,581	W 102-91	Parker - 28	Leonard - 7
4/26	LA	18,997	W 120-89	Duncan - 26	Duncan - 9
5/28	LA	18,997	W 103-82	Parker - 23	Leonard - 7

## 2013 WESTERN CONFERENCE SEMIFINALS VS. GOLDEN STATE – WON 4-2

DATE	SITE	ATT.	SCORE	TOP SCORER	TOP REBOUNDER
5/6	SA	18,581	W 129-127	Parker - 28	Duncan - 11
5/8	SA	18,581	L 91-100	Parker - 20	Leonard - 12
5/10	GS	19,596	W 102-92	Parker - 32	Duncan - 10
5/12	GS	19,596	L 87-97 (OT)	Ginobili - 21	Duncan - 15
5/14	SA	18,581	W 109-91	Parker - 25	Duncan - 11
5/16	GS	19,596	W 94-82	Duncan - 19	Leonard - 10

## 2013 WESTERN CONFERENCE FINALS VS. MEMPHIS – WON 4-0

DATE	SITE	ATT.	SCORE	TOP SCORER	TOP REBOUNDER
5/19	SA	18,581	W 105-83	Parker - 20	Duncan - 10
5/21	SA	18,581	W 93-89	Duncan - 17	Duncan, Leonard - 9
5/25	MEM	18,119	W 104-93	Parker - 26	Leonard - 11
5/27	MEM	18,119	W 93-86	Parker - 37	Duncan - 8

## 2013 FINALS VS. MIAMI – LOST 3-4

DATE	SITE	ATT.	SCORE	TOP SCORER	TOP REBOUNDER
6/6	MIA	19,775	W 82-88	Parker - 21	Duncan - 14
6/9	MIA	19,775	L 84-103	Green - 17	Leonard - 14
6/11	SA	18,581	W 113-77	Green - 27	Duncan - 14
6/13	SA	18,581	L 93-109	Duncan - 20	Leonard - 7
6/16	SA	18,581	W 114-104	Parker - 26	Duncan - 12
6/18	MIA	19,775	L 100-103 (OT)	Duncan - 30	Duncan - 17
6/20	MIA	19,775	L 88-95	Duncan - 24	Leonard - 16



# SPURS ALL-TIME PLAYOFF RESULTS

## 2014 FIRST ROUND VS. DALLAS MAVERICKS – WON 4-3

DATE	SITE	ATT.	SCORE	TOP SCORER	TOP REBOUNDER
4/20	SA	18,581	W 90-24	Tim Duncan - 27	Tiago Splitter - 11
4/23	SA	18,581	L 92-113	Manu Ginobili - 27	Tim Duncan - 7
4/26	DAL	20,636	L 108-109	Tim Duncan - 22	Tiago Splitter - 13
4/28	DAL	20,636	W 93-89	Manu Ginobili - 23	Leonard/Splitter - 12
4/30	SA	18,581	W 109-103	Tony Parker - 23	Duncan/Splitter - 12
5/2	DAL	20,636	L 111-113	Tony Parker - 22	Tiago Splitter - 12
5/4	SA	18,581	W 119-96	Tony Parker - 32	Tim Duncan - 8

## 2014 WESTERN CONFERENCE SEMIFINALS VS. PORTLAND TRAIL BLAZERS – WON 4-1

DATE	SITE	ATT.	SCORE	TOP SCORER	TOP REBOUNDER
5/6	SA	18,581	W 116-92	Tony Parker - 33	Tim Duncan - 11
5/8	SA	18,581	W 114-97	Kawhi Leonard - 20	Tiago Splitter - 10
5/10	POR	20,321	W 118-103	Tony Parker - 29	Kawhi Leonard - 10
5/12	POR	20,321	L 92-103	Tony Parker - 14	Tim Duncan - 9
5/14	SA	18,581	W 104-82	Leonard/Green - 22	Danny Green - 9

## 2014 WESTERN CONFERENCE FINALS VS. OKLAHOMA CITY – WON 4-2

DATE	SITE	ATT.	SCORE	TOP SCORER	TOP REBOUNDER
5/19	SA	18,581	W 122-105	Tim Duncan - 27	Tiago Splitter - 8
5/21	SA	18,581	W 112-77	Tony Parker - 22	Tim Duncan - 12
5/25	OKC	18,203	L 97-106	Manu Ginobili - 23	Duncan/Splitter - 8
5/27	OKC	18,203	L 92-105	Parker/Diaw - 14	Boris Diaw - 10
5/29	SA	18,581	W 117-89	Tim Duncan - 22	Tim Duncan - 12
5/31	OKC	18,203	W 112-107	Boris Diaw - 26	Tim Duncan - 16

## 2014 FINALS VS. MIAMI – WON 4-1

DATE	SITE	ATT.	SCORE	TOP SCORER	TOP REBOUNDER
6/5	SA	18,581	W 110-95	Tim Duncan - 21	Duncan/Diaw - 10
6/8	SA	18,581	W 96-98	Tony Parker - 21	Tim Duncan - 15
6/10	MIA	19,900	W 111-92	Kawhi Leonard - 29	Tim Duncan - 6
6/12	MIA	19,900	W 107-87	Kawhi Leonard - 20	Kawhi Leonard - 14
6/15	SA	18,581	W 104-87	Kawhi Leonard - 22	Kawhi Leonard - 10

## 2015 FIRST ROUND VS. LOS ANGELES CLIPPERS – LOST 3-4

DATE	SITE	ATT.	SCORE	TOP SCORER	TOP REBOUNDER
4/19	LAC	19,309	L 92-107	Kawhi Leonard - 18	Tim Duncan - 11
4/22	LAC	19,482	W 111-107 (OT)	Tim Duncan - 28	Tim Duncan - 11
4/24	SA	18,581	W 100-73	Kawhi Leonard - 32	Tim Duncan - 7
4/26	SA	18,581	L 105-114	Kawhi Leonard - 26	Tim Duncan - 14
4/28	LAC	19,571	W 111-107	Tim Duncan - 21	Tim Duncan - 11
4/30	SA	18,581	L 96-102	Marco Belinelli - 23	Tim Duncan - 13
5/2	LAC	19,588	L 109-111	Tim Duncan - 27	Tim Duncan - 11



# SPURS PLAYOFF RECORDS



## POINTS

INDIVIDUAL	Game	46	George Gervin vs. Washington . . . . .	04/18/78
	Half	31	Most recent, Tony Parker at Dallas (1st) . . . . .	04/25/09
	Quarter	21	Tim Duncan vs. Dallas (2nd) . . . . .	05/17/06
TEAM HIGHS	Game	152	vs. Denver . . . . .	04/26/83
	Half	82	vs. Denver (1st) . . . . .	04/26/83
	Quarter	43	Most recent, at Phoenix (4th) . . . . .	05/22/05
TEAM LOWS	Overtime	24	vs. Phoenix . . . . .	04/19/08
	Game	67	at Dallas . . . . .	04/23/09
	Half	28	Most recent, at L.A. Lakers (2nd) . . . . .	05/25/01
	Quarter	8	at L.A. Lakers (4th) . . . . .	05/25/01
	Overtime	3	at Golden State . . . . .	05/12/13
	Largest Margin of Victory	40	vs. Denver . . . . .	05/04/83
	Largest Margin of Defeat	47	at L.A. Lakers . . . . .	04/17/86

## FIELD GOALS MADE

INDIVIDUAL	Game	19	Most recent, George Gervin vs. Houston . . . . .	04/04/80
	Half	13	George Gervin vs. Washington (2nd) . . . . .	05/11/79
	Quarter	10	George Gervin vs. Washington (3rd) . . . . .	05/11/79
TEAM HIGHS	Game	67	vs. Denver . . . . .	05/04/83
	Half	34	vs. Denver (2nd) . . . . .	05/04/83
	Quarter	18	vs. Denver (3rd) . . . . .	05/04/83
TEAM LOWS	Game	25	Most recent, at Dallas . . . . .	04/23/09
	Half	7	vs. L.A. Lakers (2nd) . . . . .	05/21/01
	Quarter	2	Most recent, vs. Detroit (4th) . . . . .	06/12/05

## FIELD GOALS ATTEMPTED

INDIVIDUAL	Game	32	George Gervin vs. Washington . . . . .	05/11/79
	Half	19	George Gervin vs. Washington (2nd) . . . . .	05/11/79
	Quarter	13	Most recent, Tim Duncan vs. Detroit (3rd) . . . . .	06/23/05
TEAM HIGHS	Game	124	vs. Denver . . . . .	05/04/83
	Half	63	vs. Denver (2nd) . . . . .	05/04/83
	Quarter	38	vs. Denver (3rd) . . . . .	05/04/83
TEAM LOWS	Game	60	Most recent, at L.A. Lakers . . . . .	05/23/99
	Half	27	vs. L.A. Lakers (2nd) . . . . .	05/17/99
	Quarter	8	vs. L.A. Lakers (4th) . . . . .	05/17/99

## FIELD GOAL PERCENTAGE

INDIVIDUAL	Game	1.000	Numerous Times	
	Game	.657	vs. Denver (46-70) . . . . .	04/26/85
	Half	.758	at Miami (25-33) (1st) . . . . .	06/10/14
TEAM HIGHS	Quarter	.875	vs. Miami (14-16) (4th) . . . . .	06/05/14
	Game	.289	at Brooklyn (26-90) . . . . .	06/11/03
	Half	.213	at L.A. Lakers (10-47) (2nd) . . . . .	05/15/04
TEAM LOWS	Quarter	.125	vs. Utah (2-16) (4th) . . . . .	04/30/94

## 3-PT FIELD GOALS MADE

INDIVIDUAL	Game	8	Michael Finley vs. Denver . . . . .	05/02/07
	Half	6	Danny Green vs. Miami . . . . .	06/11/13
	Quarter	4	Most recent, Marco Belinelli vs. LA Clippers . . . . .	04/30/15
TEAM HIGHS	Game	16	vs. Miami . . . . .	06/11/13
	Half	9	Most recent, vs. Miami (2nd) . . . . .	06/08/14
	Quarter	6	Most recent, vs. Miami (4th) . . . . .	06/05/14
TEAM LOWS	Game	0	Numerous Times	

## 3-PT FIELD GOALS ATTEMPTED

INDIVIDUAL	Game	12	Brent Barry vs. LA Lakers . . . . .	05/27/08
	Half	8	Most recent, Manu Ginobili at Oklahoma City (1) . . . . .	05/25/14
	Quarter	7	Marco Belinelli vs. LA Clippers (2nd) . . . . .	04/30/15
TEAM HIGHS	Game	35	at Oklahoma City . . . . .	05/31/14
	Half	19	at LA Clippers (2nd) . . . . .	04/19/15
	Quarter	14	at LA Clippers (4th) . . . . .	04/19/15
TEAM LOWS	Game	0	Numerous Times	

## 3-PT FIELD GOAL PERCENTAGE

INDIVIDUAL	Game	1.000	Michael Finley vs. Dallas (5-5) . . . . .	04/18/09
	Game	.786	vs. Dallas (11-14) . . . . .	04/18/09
	Half	1.000	Numerous Times	
TEAM LOWS	Game	.000	Numerous Times	

## FREE THROWS MADE

INDIVIDUAL	Game	19	Tim Duncan at L.A. Lakers . . . . .	05/22/99
	Half	13	Most recent, Malik Rose vs. Dallas (1st) . . . . .	05/21/03
	Quarter	11	Manu Ginobili at Utah (4th) . . . . .	05/28/07
TEAM HIGHS	Game	39	Most recent, at Denver . . . . .	05/02/05
	Half	27	Most recent, at L.A. Lakers (1st) . . . . .	05/23/99
	Quarter	19	at Utah (4th) . . . . .	05/28/07
TEAM LOWS	Game	5	at L.A. Lakers . . . . .	05/23/08
	Half	1	Most recent, at Dallas (1st) . . . . .	04/26/14
	Quarter	0	Numerous Times	



# SPURS PLAYOFF RECORDS



## FREE THROWS ATTEMPTED

INDIVIDUAL	Game	23	Most recent, Tim Duncan vs. Dallas . . . . .	05/22/00
	Half	15	David Robinson vs. Phoenix (2nd) . . . . .	05/16/93
	Quarter	13	Manu Ginobili at Utah (4th) . . . . .	05/28/07
TEAM HIGHS	Game	54	at L.A. Lakers . . . . .	05/23/99
	Half	37	at L.A. Lakers (1st) . . . . .	05/23/99
	Quarter	25	Most recent, at Utah (4th) . . . . .	05/28/07
TEAM LOWS	Game	9	vs. Washington . . . . .	04/25/78
	Half	1	at Dallas (1st) . . . . .	04/26/14
	Quarter	0	Numerous times	

## FREE THROW PERCENTAGE

INDIVIDUAL	Game	1.000	Tim Duncan vs. Phoenix (15-15) . . . . .	05/28/05
	Half	1.000	Most recent, Tim Duncan at L.A. Lakers (12-12) (1st) . . . . .	05/22/99
	Quarter	1.000	Numerous Times	
TEAM HIGHS	Game	1.000	at Portland (25-25) . . . . .	05/10/14
	Half	1.000	Numerous Times	
TEAM LOWS	Game	.429	Most recent, vs. Portland (6-14) . . . . .	05/08/14
	Half	.111	vs. L.A. Lakers (1-9) (2nd) . . . . .	05/02/04
	Quarter	.000	Numerous Times	

## REBOUNDS

INDIVIDUAL	Game	25	Tim Duncan at LA Lakers . . . . .	05/14/02
	Half	15	Tim Duncan vs. Dallas (1st) . . . . .	05/07/01
	Quarter	11	Tim Duncan at Phoenix (2nd) . . . . .	04/25/03
TEAM HIGHS	Game	75	vs. Denver . . . . .	05/04/83
	Half	38	vs. Denver (2nd) . . . . .	05/04/83
	Quarter	25	vs. Denver (4th) . . . . .	05/04/83
TEAM LOWS	Game	18	at L.A. Lakers . . . . .	04/17/86
	Half	4	at L.A. Lakers (1st) . . . . .	04/17/86
	Quarter	0	at L.A. Lakers (2nd) . . . . .	04/17/86

## OFFENSIVE REBOUNDS

INDIVIDUAL	Game	12	Dennis Rodman at Houston . . . . .	05/28/95
	Half	7	Nazr Mohammed vs. Denver (2nd) . . . . .	04/24/05
	Quarter	5	Most recent, Tim Duncan at Phoenix (3rd) . . . . .	05/01/03
TEAM HIGHS	Game	27	at Philadelphia . . . . .	04/20/78
	Half	17	vs. Phoenix (2nd) . . . . .	04/29/92
	Quarter	10	at Portland (2nd) . . . . .	05/15/90
TEAM LOWS	Game	3	Most recent, vs. L.A. Lakers . . . . .	05/25/08
	Half	0	Most recent, vs. Miami (1st) . . . . .	06/13/13
	Quarter	0	Numerous Times	

## DEFENSIVE REBOUNDS

INDIVIDUAL	Game	20	Tim Duncan at Phoenix . . . . .	04/25/03
	Half	11	Most recent, Tim Duncan vs. L.A. Lakers (2nd) . . . . .	05/27/08
	Quarter	10	Tim Duncan at Phoenix (2nd) . . . . .	04/25/03
TEAM HIGHS	Game	56	vs. Denver . . . . .	05/04/83
	Half	28	vs. Denver (1st and 2nd) . . . . .	05/04/83
	Quarter	16	vs. Brooklyn (4th) . . . . .	06/15/03
TEAM LOWS	Game	13	at L.A. Lakers . . . . .	04/17/86
	Half	3	at L.A. Lakers (1st) . . . . .	04/17/86
	Quarter	0	at L.A. Lakers (2nd) . . . . .	04/17/86

## ASSISTS

INDIVIDUAL	Game	20	Johnny Moore vs. Denver . . . . .	04/27/83
	Half	11	Most recent, Rod Strickland vs. Portland (2nd) . . . . .	05/10/90
	Quarter	8	Most recent, Tony Parker vs. Memphis (3rd) . . . . .	05/21/13
TEAM HIGHS	Game	51	vs. Denver . . . . .	05/04/83
	Half	27	vs. Denver (2nd) . . . . .	05/04/83
	Quarter	16	vs. Denver (3rd) . . . . .	05/04/83
TEAM LOWS	Game	10	at Dallas . . . . .	04/23/09
	Half	2	at Utah (2nd) . . . . .	05/28/07
	Quarter	0	Numerous times	

## PERSONAL FOULS

TEAM HIGHS	Game	37	Most recent, at Portland . . . . .	05/01/93
	Half	22	at LA Clippers (2nd) . . . . .	04/22/15
	Quarter	16	at LA Lakers (4th) . . . . .	05/15/04
TEAM LOWS	Game	12	Most recent, at Miami . . . . .	06/06/13
	Half	4	vs. Minnesota (2nd) . . . . .	05/11/99
	Quarter	0	vs. Minnesota (3rd) . . . . .	05/11/99



# SPURS PLAYOFF RECORDS

## STEALS

INDIVIDUAL	Game	6	Most recent, Manu Ginobili vs. Dallas . . . . .	05/05/14
	Half	4	Most recent, Manu Ginobili vs. Dallas (1st) . . . . .	05/05/14
	Quarter	4	Most recent, Manu Ginobili vs. Dallas (2nd). . . . .	05/05/14
TEAM HIGHS	Game	17	at L.A. Lakers . . . . .	04/29/88
	Half	11	at L.A. Lakers (1st) . . . . .	04/29/88
	Quarter	7	Most recent, vs. L.A. Lakers (4th). . . . .	05/02/04
TEAM LOWS	Game	1	Most recent, vs. Dallas . . . . .	04/23/14
	Half	0	Numerous Times	

## BLOCKS

INDIVIDUAL	Game	9	Tim Duncan vs. Phoenix . . . . .	05/18/07
	Half	7	David Robinson vs. Golden State (2nd). . . . .	04/25/91
	Quarter	5	Most recent, Tim Duncan vs. Phoenix (1st) . . . . .	05/18/07
TEAM HIGHS	Game	14	vs. Houston . . . . .	04/08/81
	Half	10	vs. Utah (1st) . . . . .	04/30/94
	Quarter	8	vs. Memphis (2nd) . . . . .	05/21/13
TEAM LOWS	Game	0	Most recent, at Portland . . . . .	05/10/14
	Half	0	Numerous Times	

## TURNOVERS

INDIVIDUAL	Game	10	Tim Duncan at L.A. Lakers. . . . .	05/07/02
	Half	7	Tim Duncan at L.A. Lakers (2nd) . . . . .	05/07/02
	Quarter	5	Most recent, Tim Duncan vs. Phoenix (4th). . . . .	05/14/07
TEAM HIGHS	Game	26	at Denver. . . . .	04/28/85
	Half	18	at Denver (1st). . . . .	04/28/85
	Quarter	14	at Denver (1st). . . . .	04/28/85
TEAM LOWS	Game	4	at Miami. . . . .	06/06/13
	Half	1	at Portland (1st) . . . . .	05/10/14
	Quarter	0	Most recent, vs. Miami (3rd) . . . . .	06/08/14

## STREAKS

Consecutive Wins	12	. . . . .	05/13/99–06/18/99
Consecutive Losses	7	. . . . .	1983–88



# OPPONENT PLAYOFF RECORDS

## POINTS

INDIVIDUAL	Game	45	Kobe Bryant vs. L.A. Lakers . . . . .	05/19/01
	Half	28	Most recent, Kevin Durant, at Oklahoma City (2nd) . . . . .	06/02/12
	Quarter	23	Goran Dragic vs. Phoenix (4th) . . . . .	05/07/10
TEAM HIGHS	Game	141	Most recent, at Denver . . . . .	04/18/85
	Half	83	at Houston (2nd) . . . . .	04/06/80
	Quarter	45	at Houston (4th). . . . .	04/06/80
TEAM LOWS	Overtime	22	vs. Phoenix (2OT) . . . . .	05/22/06
	Game	63	at Portland . . . . .	06/04/99
	Half	25	at Portland (2nd) . . . . .	06/04/99
Quarter	8	Most recent, at LA Clippers (3rd) . . . . .	05/19/12	

## FIELD GOALS MADE

INDIVIDUAL	Game	19	Most recent, Kobe Bryant vs. L.A. Lakers . . . . .	05/19/01
	Half	13	Kobe Bryant vs. L.A. Lakers (2nd) . . . . .	05/19/01
	Quarter	10	Moses Malone at Houston (2nd). . . . .	04/10/81
TEAM HIGHS	Game	58	at Houston . . . . .	04/06/80
	Half	33	at Houston (2nd) . . . . .	04/06/80
	Quarter	17	Most recent, vs. Golden State (3rd) . . . . .	05/06/13
TEAM LOWS	Game	19	at Portland . . . . .	06/04/99
	Half	8	at Portland (2nd) . . . . .	06/04/99
	Quarter	2	vs. Utah (3rd). . . . .	05/09/98

## FIELD GOALS ATTEMPTED

INDIVIDUAL	Game	38	Kobe Bryant vs. L.A. Lakers . . . . .	05/05/03
	Half	20	Kobe Bryant vs. L.A. Lakers (2nd) . . . . .	05/19/01
	Quarter	14	Amare Stoudemire at Phoenix (4th) . . . . .	06/01/05
TEAM HIGHS	Game	111	vs. Washington . . . . .	05/11/79
	Half	57	Most recent, vs. Washington (2nd). . . . .	05/11/79
	Quarter	31	vs. Washington (3rd). . . . .	05/11/79
TEAM LOWS	Game	62	at Miami. . . . .	06/10/14
	Half	25	at LA Lakers (2nd) . . . . .	05/15/04
	Quarter	10	vs. Memphis (4th). . . . .	04/17/04

# OPPONENT PLAYOFF RECORDS



## FIELD GOAL PERCENTAGE

INDIVIDUAL	Game	1.000	Serge Ibaka at Oklahoma City (11-11) . . . . .	06/02/12
TEAM HIGHS	Game	.663	at L.A. Lakers (57-86) . . . . .	04/17/86
	Half	.743	at Phoenix (26-35) (1st) . . . . .	05/18/93
	Quarter	.850	at L.A. Lakers (17-20) (2nd) . . . . .	04/17/86
TEAM LOWS	Game	.247	at Portland (19-77) . . . . .	06/04/99
	Half	.200	at Portland (8-40) (2nd) . . . . .	06/04/99
	Quarter	.118	vs. Utah (2-17) (3rd) . . . . .	05/09/98

## 3-PT FIELD GOALS MADE

INDIVIDUAL	Game	7	Klay Thompson vs. Golden State . . . . .	05/08/13
TEAM HIGHS	Half	5	Most recent, Goran Dragic vs. Phoenix (2nd) . . . . .	05/07/10
	Game	15	vs. Phoenix. . . . .	05/07/10
	Half	9	Most recent, vs. Golden State (1st) . . . . .	05/08/13
TEAM LOWS	Quarter	6	Most recent, vs. Phoenix (4th) . . . . .	05/07/10
	Game	0	Numerous Times	

## 3-PT FIELD GOALS ATTEMPTED

INDIVIDUAL	Game	14	Stephen Curry vs. Golden State . . . . .	05/06/13
TEAM HIGHS	Half	11	Kobe Bryant vs. L.A. Lakers (2nd) . . . . .	05/13/03
	Game	32	at Miami. . . . .	06/20/13
	Half	21	vs. LA Lakers (2nd) . . . . .	05/07/03
TEAM LOWS	Quarter	14	vs. LA Lakers (4th) . . . . .	05/13/03
Game	0	Numerous Times		

## 3-PT FIELD GOAL PERCENTAGE

INDIVIDUAL	Game	1.000	Most recent, Goran Dragic vs. Phoenix (5-5) . . . . .	05/07/10
TEAM HIGHS	Game	1.000	Numerous Times	
	Half	1.000	Numerous Times	
TEAM LOWS	Game	.000	Numerous Times	

## FREE THROWS MADE

INDIVIDUAL	Game	21	Dirk Nowitzki at Dallas. . . . .	05/13/06
TEAM HIGHS	Half	13	Moses Malone vs. Houston (2nd) . . . . .	04/14/81
	Quarter	9	Most recent, Dirk Nowitzki at Dallas (4th) . . . . .	05/13/06
	Game	49	vs. Dallas . . . . .	05/19/03
TEAM LOWS	Half	29	vs. Dallas (2nd) . . . . .	05/19/03
	Quarter	20	vs. Dallas (4th) . . . . .	05/19/03
	Game	4	Most recent, at Dallas . . . . .	05/23/03
	Half	0	at L.A. Lakers (1st) . . . . .	05/07/02
	Quarter	0	Numerous Times	

## FREE THROWS ATTEMPTED

INDIVIDUAL	Game	24	Dirk Nowitzki at Dallas. . . . .	05/13/06
TEAM HIGHS	Half	14	Most recent, Shaquille O'Neal vs. Phoenix (1st) . . . . .	04/29/08
	Quarter	10	Most recent, Shaquille O'Neal vs. Phoenix (2nd) . . . . .	04/29/08
	Game	51	at Portland . . . . .	05/08/90
TEAM LOWS	Half	33	at LA Clippers (2nd) . . . . .	04/22/15
	Quarter	30	at LA Lakers (4th) . . . . .	05/15/04
	Game	5	vs. Utah . . . . .	05/09/96
	Half	1	Most recent, vs. Oklahoma City (2nd) . . . . .	05/21/14
	Quarter	0	Numerous times	

## FREE THROW PERCENTAGE

INDIVIDUAL	Game	1.000	Dirk Nowitzki vs. Dallas (17-17) . . . . .	05/19/03
TEAM HIGHS	Game	1.000	vs. Dallas (23-23) . . . . .	05/27/03
	Half	1.000	at Denver (18-18) (2nd) . . . . .	05/01/90
TEAM LOWS	Game	.389	vs. L.A. Lakers (7-18) . . . . .	05/05/04
	Half	.000	vs. L.A. Lakers (0-2) (1st) . . . . .	05/07/02
	Quarter	.000	Numerous times	

## REBOUNDS

INDIVIDUAL	Game	23	Elvin Hayes vs. Washington . . . . .	05/09/79
TEAM HIGHS	Half	15	Elvin Hayes vs. Washington (2nd) . . . . .	05/09/79
	Quarter	11	Elvin Hayes vs. Washington (4th) . . . . .	05/09/79
	Game	65	at Golden State. . . . .	05/12/13
TEAM LOWS	Half	36	at Boston (1st) . . . . .	04/12/77
	Quarter	22	Most recent, vs. Utah (2nd) . . . . .	05/30/07
	Game	26	at Miami. . . . .	06/10/14
	Half	10	Most recent, at Miami (1st) . . . . .	06/10/14
	Quarter	2	vs. Miami (4th) . . . . .	06/05/14



# OPPONENT PLAYOFF RECORDS

## OFFENSIVE REBOUNDS

INDIVIDUAL	Game	11	Most recent, Wes Unseld vs. Washington . . . . .	05/11/79
	Half	8	Shaquille O'Neal at L.A. Lakers (1st) . . . . .	05/11/03
	Quarter	6	Shaquille O'Neal at L.A. Lakers (1st) . . . . .	05/11/03
TEAM HIGHS	Game	28	Most recent, vs. Washington . . . . .	05/11/79
	Half	16	vs. Washington (1st) . . . . .	04/16/78
	Quarter	12	at Phoenix (1st) . . . . .	05/01/03
TEAM LOWS	Game	3	Most recent, at L.A. Lakers . . . . .	05/23/08
	Half	0	Most recent, vs. Miami (2nd) . . . . .	06/08/14
	Quarter	0	Numerous Times	

## DEFENSIVE REBOUNDS

INDIVIDUAL	Game	19	Dirk Nowitzki at Dallas. . . . .	05/19/06
	Half	10	Most recent, Marcus Camby vs. Denver (2nd) . . . . .	05/02/07
	Quarter	8	Marcus Camby vs. Denver (3rd) . . . . .	05/02/07
TEAM HIGHS	Game	46	Most recent, at Golden State . . . . .	04/12/13
	Half	26	at Dallas (1st) . . . . .	04/23/09
	Quarter	16	at Philadelphia (1st) . . . . .	04/29/79
TEAM LOWS	Game	19	Most recent, vs. Sacramento . . . . .	05/02/06
	Half	4	vs. Sacramento (1st) . . . . .	04/22/06
	Quarter	1	at Philadelphia (3rd) . . . . .	04/22/79

## ASSISTS

INDIVIDUAL	Game	19	Most recent, John Stockton vs. Utah. . . . .	05/07/96
	Half	11	Kevin Johnson vs. Phoenix (1st) . . . . .	04/28/96
	Quarter	8	Kevin Johnson at Phoenix (2nd) . . . . .	04/26/92
TEAM HIGHS	Game	39	at L.A. Lakers . . . . .	04/29/88
	Half	22	at L.A. Lakers (1st) . . . . .	04/29/88
	Quarter	14	vs. Denver (1st) . . . . .	04/26/83
TEAM LOWS	Game	8	Most recent, vs. Dallas . . . . .	05/07/06
	Half	1	vs. Dallas (2nd) . . . . .	05/07/06
	Quarter	0	Most recent, vs. Portland (1st) . . . . .	05/06/14

## PERSONAL FOULS

TEAM HIGHS	Game	39	Most recent, at L.A. Lakers . . . . .	05/23/99
	Half	25	at L.A. Lakers (1st) . . . . .	05/23/99
	Quarter	15	Most recent, vs. Oklahoma City (4th) . . . . .	05/27/12

## STEALS

INDIVIDUAL	Game	7	Charles Barkley at Phoenix. . . . .	05/13/93
	Half	6	Maurice Cheeks at Philadelphia (1st) . . . . .	04/22/79
	Quarter	3	Numerous Times	
TEAM HIGHS	Game	15	Most recent, vs. Houston . . . . .	05/30/95
	Half	9	Most recent, vs. Oklahoma City (1st) . . . . .	05/27/12
	Quarter	7	Most recent, at Memphis (1st) . . . . .	05/25/13
TEAM LOWS	Game	1	at Phoenix . . . . .	05/18/93
	Half	0	Numerous Times	

## BLOCKS

INDIVIDUAL	Game	8	Shaquille O'Neal at L.A. Lakers. . . . .	05/09/04
	Half	6	Shaquille O'Neal at L.A. Lakers (2nd) . . . . .	05/14/02
	Quarter	5	Ben Wallace at Detroit (1st) . . . . .	06/14/05
TEAM HIGHS	Game	14	at L.A. Lakers . . . . .	05/11/82
	Half	10	Most recent, at Brooklyn (1st) . . . . .	06/11/03
	Quarter	6	at L.A. Lakers (3rd) . . . . .	05/18/83
TEAM LOWS	Game	0	Numerous Times	

## TURNOVERS

INDIVIDUAL	Game	9	Magic Johnson at L.A. Lakers . . . . .	04/17/86
	Half	6	Kevin Durant at Oklahoma City (2nd) . . . . .	05/31/14
	Quarter	27	vs. Philadelphia . . . . .	04/15/79
TEAM HIGHS	Game	17	at L.A. Lakers (1st) . . . . .	04/29/88
	Half	11	vs. L.A. Lakers (4th) . . . . .	05/02/04
	Quarter	4	at Detroit . . . . .	06/16/05
TEAM LOWS	Game	0	vs. L.A. Lakers (1st) . . . . .	05/10/02
	Half	0	Most recent, at Portland (3rd) . . . . .	05/12/14








**WESTERN CONFERENCE  
PLAYOFF OPPONENTS**



**2015-16 REGULAR SEASON SERIES:** Spurs 4, Mavericks 0  
**ALL-TIME SERIES VS. MAVS:** 102-66 (58-26 home, 44-40 road)  
**MOST RECENT PLAYOFF MEETING:** 2014 First Round, Won 4-3  
**ALL-TIME PLAYOFF SERIES VS. MAVS:** 20-16

## MAVERICKS PLAYOFF ROSTER

NO.	PLAYER	POS.	HT.	WT.	DOB	FROM	YRS.
1	Justin Anderson	G/F	6-6	228	11/19/93	Virginia	R
2	Raymond Felton	G	6-1	205	6/26/84	North Carolina	10
3	Charlie Villanueva	F	6-11	238	8/24/84	Connecticut	10
5	Jose Juan Barea	G	6-0	185	6/26/84	Northeastern	9
7	Dwight Powell	F/C	6-11	240	7/20/91	Stanford/Canada	1
8	Deron Williams	G	6-3	200	6/26/84	Illinois	10
11	JaVale McGee	C	7-0	270	1/19/88	Nevada	7
21	Jeremy Evans	F	6-9	200	10/24/87	Western Kentucky	5
23	Wesley Matthews	G	6-5	220	10/14/86	Marquette	6
25	Chandler Parsons	F	6-10	230	10/25/88	Florida	4
27	Zaza Pachulia	C	6-11	275	2/10/84	Republic of Georgia	12
34	Devin Harris	G	6-3	185	2/27/83	Wisconsin	11
41	Dirk Nowitzki	F	7-0	245	6/19/78	Germany	17
42	David Lee	F/C	6-9	245	4/29/83	Florida	10
50	Salah Mejri	C	7-2	235	6/15/86	Tunisia	R



### HEAD COACH

Rick Carlisle  
(Virginia)

### ASSISTANT COACHES

Melvin Hunt (Baylor)  
Kaleb Canales (Texas-Arlington)  
Darrell Armstrong (Fayetteville State)  
Jamahl Mosley (Colorado)

### ATHLETIC TRAINER

Casey Smith (Arizona State)

PLAYER	G	GS	MIN	-FIELD GOALS-			-3-POINT FG--			-FREE THROWS-			--REBOUNDS--					PTS	AVG				
				FG	FGA	PCT	FG	FGA	PCT	FT	FTA	PCT	OFF	DEF	TOT	AST	PF			DQ	STL	TO	BLK
Leonard	3	3	96	23	43	.535	7	14	.500	11	13	.846	5	9	14	7	0	0	4	5	0	64	21.3
Aldridge	3	3	89	22	43	.512	0	1	.000	11	12	.917	9	15	24	4	3	0	2	2	4	55	18.3
Simmons	3	0	69	14	25	.560	3	7	.429	10	15	.667	1	9	10	6	8	0	4	3	1	41	13.7
Marjanovic	3	1	63	12	18	.667	0	0	---	12	13	.923	7	16	23	3	5	0	0	3	3	36	12.0
Parker	3	3	86	11	23	.478	1	2	.500	4	4	1.000	0	15	15	17	3	0	2	5	0	27	9.0
Martin (TOT)	3	0	50	8	21	.381	0	8	.000	9	9	1.000	1	3	4	1	4	0	0	4	0	25	8.3
Martin (SA)	1	0	24	2	9	.222	0	5	.000	3	3	1.000	1	1	2	0	2	0	0	1	0	7	7.0
Ginobili	2	0	47	5	20	.250	0	9	.000	6	10	.600	1	7	8	3	4	0	2	4	0	16	8.0
Green	4	4	107	12	36	.333	6	21	.286	0	2	.000	0	19	19	6	5	0	2	2	3	30	7.5
Anderson	4	1	67	10	18	.556	1	2	.500	7	8	.875	1	13	14	7	8	0	7	3	0	28	7.0
Mills	4	0	69	10	23	.435	4	12	.333	4	5	.800	0	8	8	1	9	0	2	5	0	28	7.0
West	3	1	35	8	14	.571	1	1	1.000	3	5	.600	1	7	8	5	7	0	0	3	1	20	6.7
Bonner	2	1	26	4	8	.500	3	5	.600	2	2	1.000	0	2	2	2	3	0	0	0	1	13	6.5
Diaw	4	0	65	10	20	.500	3	8	.375	2	2	1.000	5	8	13	15	10	0	1	6	0	25	6.3
Miller (TOT)	2	1	34	4	8	.500	0	1	.000	3	3	1.000	1	5	6	7	2	0	0	3	0	11	5.5
Miller (SA)	1	1	28	3	7	.429	0	1	.000	2	2	1.000	1	5	6	5	1	0	0	2	0	8	8.0
McCallum	1	0	9	2	4	.500	1	1	1.000	0	0	---	1	1	2	2	1	0	0	0	0	5	5.0
Duncan	2	2	49	1	8	.125	0	0	---	2	2	1.000	1	13	14	5	4	0	0	2	3	4	2.0
Butler	3	0	31	2	6	.333	1	4	.250	0	0	---	0	5	5	0	2	0	1	1	0	5	1.7
SPURS	4	-	960	151	325	.465	31	93	.333	79	98	.806	34	153	187	88	75	0	27	50	16	412	103.0
MAVERICKS	4	-	960	127	314	.404	27	99	.273	66	85	.776	30	138	168	78	90	1	26	53	11	347	86.8

PLAYER	-- SINGLE-GAME HIGHS --					----- AVERAGE PER GAME -----					-CAREER HIGHS (C=SET, T=TIED THIS SEASON) -										
	MIN	REB	AST	ST	TO	PTS	MIN	REB	AST	STL	TO	BLK	PTS	FG	FGA	FT	FTA	REB	AST	PTS	
Leonard	40	8	5	2	2	26	32.1	4.7	2.3	1.33	1.7	0.00	21.3	9C	16T	5	6T	16	5T	26C	
Aldridge	35	10	2	2	1	23	29.8	8.0	1.3	0.67	0.7	1.33	18.3	14	28	9	11	17	5	35	
Simmons	31	7	2	2	1	19	22.8	3.3	2.0	1.33	1.0	0.33	13.7	7C	14C	5C	9C	7C	2C	19C	
Marjanovic	37	12	1	0	2	22	20.9	7.7	1.0	0.00	1.0	1.00	12.0	7C	9C	8C	8C	12C	1C	22C	
Parker	35	8	8	2	3	0	16	28.6	5.0	5.7	0.67	1.7	0.00	9.0	15	32	11	12	8C	12	37
Martin (TOT)	24	2	1	0	3	0	9	16.8	1.3	0.3	0.00	1.3	0.00	8.3	14	24	15	15	9	5	39
Martin (SA)	24	2	0	0	1	0	7	24.1	2.0	0.0	0.00	1.0	0.00	7.0							
Ginobili	29	5	3	1	4	0	9	23.3	4.0	1.5	1.00	2.0	0.00	8.0	12	24	11	13	9	9	37
Green	28	7	3	1	2	12	26.9	4.8	1.5	0.50	0.5	0.75	7.5	9	19	4	4	9	6	25	
Anderson	30	10	4	5	1	0	15	16.7	3.5	1.8	1.75	0.8	0.00	7.0	6C	10C	3C	3C	10C	4C	15C
Mills	20	4	1	2	3	0	16	17.2	2.0	0.3	0.50	1.3	0.00	7.0	9	25	2T	3C	4C	6	26
West	14	5	4	0	1	1	8	11.8	2.7	1.7	0.00	1.0	0.33	6.7	14	26	6	9	14	10	31
Bonner	23	1	1	0	0	1	7	13.2	1.0	1.0	0.00	0.0	0.50	6.5	6	11	8	8	10	5	17
Diaw	20	5	7	1	5	0	16	16.2	3.3	3.8	0.25	1.5	0.00	6.3	9	19	6	7	10	10	24
Miller (TOT)	28	6	5	0	2	0	8	17.1	3.0	3.5	0.00	1.5	0.00	5.5	22	31	9	10	11	16	52
Miller (SA)	28	6	5	0	2	0	8	28.1	6.0	5.0	0.00	2.0	0.00	8.0							
McCallum	9	2	2	0	0	0	5	9.2	2.0	2.0	0.00	0.0	0.00	5.0	7	17	0T	0T	5	9	16
Duncan	28	9	4	0	2	2	2	24.6	7.0	2.5	0.00	1.0	1.50	2.0	19	28	15	24	19	7	53
Butler	15	2	0	1	1	0	5	10.2	1.7	0.0	0.33	0.3	0.00	1.7	9	21	4	5	7	3	20

PLAYER	G	GS	MIN	-FIELD GOALS-			-3-POINT FG--			-FREE THROWS-			--REBOUNDS--					PTS	AVG				
				FG	FGA	PCT	FG	FGA	PCT	FT	FTA	PCT	OFF	DEF	TOT	AST	PF			DQ	STL	TO	BLK
Nowitzki	4	4	117	16	43	.372	1	11	.091	13	15	.867	5	29	34	6	6	0	3	5	0	46	11.5
Felton	4	1	111	18	36	.500	3	10	.300	3	3	1.000	1	8	9	14	7	0	4	7	0	42	10.5
Matthews	4	4	126	17	44	.386	7	25	.280	1	2	.500	2	8	10	7	10	0	4	6	2	42	10.5
Williams	4	4	122	13	44	.295	2	13	.154	9	9	1.000	0	15	15	22	7	0	3	7	1	37	9.3
Harris	2	0	32	6	9	.667	3	5	.600	2	3	.667	1	3	4	2	7	1	0	2	0	17	8.5
Villanueva	4	0	67	12	27	.444	4	13	.308	4	5	.800	1	16	17	4	7	0	1	7	0	32	8.0
McGee	3	0	39	10	17	.588	0	0	---	2	3	.667	7	13	20	0	5	0	0	4	3	22	7.3
Anderson	3	1	54	6	14	.429	3	7	.429	6	7	.857	1	9	10	5	5	0	1	1	1	21	7.0
Powell	4	0	44	7	14	.500	2	5	.400	11	13	.846	2	7	9	1	4	0	2	3	1	27	6.8
Barea	3	0	46	6	19	.316	1	7	.143	4	6	.667	0	0	0	8	7	0	1	0	0	17	5.7
Parsons	2	2	55	5	16	.313	1	2	.500	0	0	---	0	5	5	2	2	0	4	5	1	11	5.5
Pachulia	4	4	90	6	19	.316	0	0	---	9	12	.750	7	14	21	5	15	0	1	6	0	21	5.3
Evans	2	0	16	3	4	.750	0	1	.000	1	2	.500	2	2	4	0	3	0	1	0	2	7	3.5
Lee (TOT)	2	1	28	2	9	.222	0	0	---	0	0	---	3	9	12	1	1	0	0	2	0	4	2.0
Lee (DAL)	1	0	7	1	2	.500	0	0	---	0	0	---	0	4	4	0	0	0	0	0	0	2	2.0
Mejri	2	0	25	1	4	.250	0	0	---	1	4	.250	1	3	4	1	5	0	1	0	0	3	1.5
Jenkins	1	0	9	0	2	.000	0	0	---	0	1	.000	0	2	2	1	0	0	0	0	0	0	0.0
MAVERICKS	4	-	960	127	314	.404	27	99	.273	66	85	.776	30	138	168	78	90	1	26	53	11	347	86.8
SPURS	4	-	960	151	325	.465	31	93	.333	79	98	.806	34	153	187	88	75	0	27	50	16	412	103.0

PLAYER	-- SINGLE-GAME HIGHS --					----- AVERAGE PER GAME -----					-CAREER HIGHS (C=SET, T=TIED THIS SEASON) -										
	MIN	REB	AST	ST	TO	PTS	MIN	REB	AST	STL	TO	BLK	PTS	FG	FGA	FT	FTA	REB	AST	PTS	
Nowitzki	35	14	3	1	2	0	19	29.3	8.5	1.5	0.75	1.3	0.00	11.5	16	33	17	21	21	6	41
Felton	37	4	5	2	3	0	22	27.8	2.3	3.5	1.00	1.8	0.00	10.5	10	21	6	6	8	9	28
Matthews	40	4	3	3	3	1	15	31.4	2.5	1.8	1.00	1.5	0.50	10.5	11	24	10	12	7	5	31
Williams	37	5	9	3	3	1	13	30.6	3.8	5.5	0.75	1.8	0.25	9.3	16	24	11	12	7	14	39
Harris	16	3	2	0	2	0	11	16.1	2.0	1.0	0.00	1.0	0.00	8.5	9	19	8	12	7	9	27
Villanueva	23	6	3	1	3	0	13	16.7	4.3	1.0	0.25	1.8	0.00	8.0	7	15	3	6	10	3C	21
McGee	16	10	0	0	2	3	9	12.9	6.7	0.0	0.00	1.3	1.00	7.3	10	13	5	10	15	1	21
Anderson	30	5	4	1	1	1	13	18.1	3.3	1.7	0.33	0.3	0.33	7.0	4C	7C	3C	3C	5C	4C	13C
Powell	16	4	1	1																	

# SEASON SERIES VS. MAVERICKS



<b>SPURS (12-3) – 88</b> <b>MAVERICKS (9-7) – 83</b> AT&T Center San Antonio, TX  11/25/15 Game #15 Home Game #8		<b>SAN ANTONIO</b> – The Spurs defeated the Dallas Mavericks 88-83 at the AT&T Center on 11/25 ... San Antonio never trailed and Kawhi Leonard hit a three-pointer with 15.1 seconds remaining to help the Silver and Black seal the victory ... Leonard finished with a game-high 26 points (9-16 FG, 4-7 3 FG, 4-4 FT), his 41 <sup>st</sup> straight game in which he's scored in double figures dating back to last season ... Playing on the second night of a back-to-back, Wesley Matthews recorded a Mavericks team-high 15 points, while Dirk Nowitzki tallied a double-double with 13 points and 14 rebounds in Dallas' third straight defeat ... the Spurs outrebounded the Mavericks 52-46, while the visitors outscored the hosts 42-24 in points in the paint ... LaMarcus Aldridge registered 18 points and 7 rebounds in the win.														
<b>SPURS</b> Leonard – 26 Duncan – 9 Parker – 8		<b>STATS</b> High Points High Rebounds High Assists		<b>MAVERICKS</b> Matthews – 15 Nowitzki – 14 Williams – 9												
<b>BOX SCORE</b>																
<b>Team</b>	<b>1</b>	<b>2</b>	<b>3</b>	<b>4</b>	<b>F</b>	<b>FG%</b>	<b>3FG%</b>	<b>FT%</b>	<b>OR</b>	<b>DR</b>	<b>TR</b>	<b>AS</b>	<b>PF</b>	<b>ST</b>	<b>TO</b>	<b>BS</b>
<b>SPURS</b>	24	22	17	25	<b>88</b>	40.7	28.6	73.7	12	40	52	23	12	6	13	4
<b>MAVERICKS</b>	18	21	21	23	83	41.0	27.3	75.0	9	37	46	21	21	7	13	1

<b>SPURS (36-6) – 112</b> <b>MAVERICKS (23-19) – 83</b> AT&T Center San Antonio, TX  1/17/16 Game #42 Home Game #24		<b>SAN ANTONIO</b> – The Spurs picked up their 100th victory in franchise history over Dallas with a 112-83 win at the AT&T Center on 1/17 ... the victory marked the Silver and Black's 11th in a row overall ... the contest also saw Tim Duncan and Manu Ginobili win their 619th game together, moving them into fourth place for the most games won by a duo in NBA history ... San Antonio trailed 16-14 at the end of the first quarter before outscoring Dallas 98-67 the remainder of the way ... LaMarcus Aldridge paced the Spurs offense with a game-high 23 points (9-15 FG, 5-5 FT) and a team-high tying 7 rebounds ... Dallas' Dwight Powell tallied a team-high 15 points in the Mavericks loss ... the Spurs defense limited Dallas leading scorer Dirk Nowitzki to 4 points on 2-of-10 shooting.														
<b>SPURS</b> Aldridge – 23 Aldridge, Green – 7 Parker – 7		<b>STATS</b> High Points High Rebounds High Assists		<b>MAVERICKS</b> Powell – 15 McGee – 10 Barea – 4												
<b>BOX SCORE</b>																
<b>Team</b>	<b>1</b>	<b>2</b>	<b>3</b>	<b>4</b>	<b>F</b>	<b>FG%</b>	<b>3FG%</b>	<b>FT%</b>	<b>OR</b>	<b>DR</b>	<b>TR</b>	<b>AS</b>	<b>PF</b>	<b>ST</b>	<b>TO</b>	<b>BS</b>
<b>SPURS</b>	14	32	32	34	<b>112</b>	46.7	25.0	82.1	6	45	51	22	21	7	7	5
<b>MAVERICKS</b>	16	20	20	27	83	35.8	26.1	76.0	5	40	45	20	23	4	13	6

<b>SPURS (42-8) – 116</b> <b>MAVERICKS (28-25) – 90</b> American Airlines Center Dallas, TX  2/5/16 Game #50 Away Game #23		<b>DALLAS</b> – The Spurs picked up a 116-90 win at the American Airlines Center in Dallas on 2/5 ... San Antonio raced out to a 27-12 lead after the opening period and increased their lead to 62-26 at the intermission ... the 36-point advantage proved to be the largest halftime deficit in Mavericks franchise history ... Kawhi Leonard recorded a game-high 23 points to fuel the visitors, while LaMarcus Aldridge produced his 15th double-double of the season with 14 points and 10 rebounds ... Justin Anderson and Charlie Villanueva each scored 13 points to pace Dallas in the defeat ... San Antonio shot 51.3 percent from the floor and outrebounded Dallas 42-36 ... San Antonio played without Manu Ginobili (surgical recovery) and Tim Duncan (soreness, right knee).														
<b>SPURS</b> Leonard – 23 Aldridge – 10 Diaw – 4		<b>STATS</b> High Points High Rebounds High Assists		<b>MAVERICKS</b> Anderson, Villanueva – 13 Nowitzki – 8 Felton – 4												
<b>BOX SCORE</b>																
<b>Team</b>	<b>1</b>	<b>2</b>	<b>3</b>	<b>4</b>	<b>F</b>	<b>FG%</b>	<b>3FG%</b>	<b>FT%</b>	<b>OR</b>	<b>DR</b>	<b>TR</b>	<b>AS</b>	<b>PF</b>	<b>ST</b>	<b>TO</b>	<b>BS</b>
<b>SPURS</b>	27	35	26	28	<b>116</b>	51.3	54.5	88.0	8	34	42	19	23	6	13	4
<b>MAVERICKS</b>	12	14	34	30	90	45.2	20.0	77.8	5	31	36	17	23	7	15	2

<b>SPURS (67-15) – 96</b> <b>MAVERICKS (42-40) – 91</b> American Airlines Center Dallas, TX  4/13/16 Game #82 Away Game #41		<b>DALLAS</b> – The Spurs closed out their 2015-16 regular season with a 96-91 victory at Dallas on 4/13 ... the victory gave San Antonio a final record of 67-15, which is the best in franchise history and also tied for the seventh best season ever in NBA history ... Spurs rookies Boban Marjanovic and Jonathan Simmons each recorded career-highs ... Marjanovic notched 22 points (7-9 FG, 8-8 FT), 12 rebounds, while Simmons garnered 19 points and 7 rebounds off the bench ... second-year Spur Kyle Anderson produced a double-double matching his career-high with 15 points, 10 rebounds, 4 assists and 5 steals in 30 minutes ... San Antonio trailed 52-34 at halftime before outscoring Dallas 62-39 in the second half ... the Spurs were without four starters and two reserves in the win ... the Silver and Black swept the season series for the third time in the past four seasons.														
<b>SPURS</b> Marjanovic – 22 Marjanovic – 12 Diaw – 7		<b>STATS</b> High Points High Rebounds High Assists		<b>MAVERICKS</b> Felton – 22 Pachulia – 12 Williams – 7												
<b>BOX SCORE</b>																
<b>Team</b>	<b>1</b>	<b>2</b>	<b>3</b>	<b>4</b>	<b>F</b>	<b>FG%</b>	<b>3FG%</b>	<b>FT%</b>	<b>OR</b>	<b>DR</b>	<b>TR</b>	<b>AS</b>	<b>PF</b>	<b>ST</b>	<b>TO</b>	<b>BS</b>
<b>SPURS</b>	20	14	31	31	<b>96</b>	47.3	26.1	76.9	8	34	42	24	19	8	14	3
<b>MAVERICKS</b>	27	25	15	24	91	40.3	30.8	81.0	11	30	41	20	23	8	12	2

NATIONAL BASKETBALL ASSOCIATION

OFFICIAL SCORER'S REPORT  
FINAL BOX

Wednesday, November 25, 2015 AT&T Center, San Antonio, TX  
Officials: #36 David Jones, #43 Dan Crawford, #86 Haywood Workman

Game Duration: 2:08  
Attendance: 18,418 (Sellout)

VISITOR: Dallas Mavericks (9-7)

POS	MIN	FG	FGA	3P	3PA	FT	FTA	OR	DR	TOT	A	PF	ST	TO	BS	+/-	PTS
2 Raymond Felton	F 37:11	2	7	1	2	0	0	4	4	4	5	1	1	1	0	-3	5
41 Dirk Nowitzki	F 35:24	5	9	0	1	3	3	2	12	14	2	2	1	1	0	-5	13
27 Zaza Pachulia	C 20:47	1	4	0	2	2	0	0	0	0	4	0	1	0	-9	4	
23 Wesley Matthews	G 36:04	6	16	3	10	0	0	1	3	4	1	3	1	0	-12	15	
8 Deron Williams	G 36:25	4	16	0	2	0	0	5	5	9	0	3	1	1	-7	8	
7 Dwight Powell	12:03	2	3	0	0	0	0	1	2	3	0	1	0	2	0	4	
11 JaVale McGee	15:50	4	8	0	0	1	2	3	3	6	0	1	0	1	0	6	
34 Devin Harris	15:53	4	5	1	2	2	3	1	2	3	0	6	0	2	0	11	
1 Justin Anderson	5:51	0	2	0	1	2	2	2	1	0	0	0	0	0	7	1	
5 J.J. Barea	12:36	3	7	1	1	0	0	0	0	0	3	1	1	0	0	7	
3 Charlie Villanueva	11:56	3	7	0	3	0	0	1	4	5	0	2	0	1	0	-2	6
21 Jeremy Evans	DNP - Coach's Decision																
12 John Jenkins	DNP - Coach's Decision																
240:00 34 83 6 22 9 12 9 37 46 21 21 7 13 1 -5 83																	
41.0% 27.3% 75.0% TM REB: 2 TOT TO: 13 (10 PTS)																	

HOME: SAN ANTONIO SPURS (12-3)

POS	MIN	FG	FGA	3P	3PA	FT	FTA	OR	DR	TOT	A	PF	ST	TO	BS	+/-	PTS
2 Kawhi Leonard	F 40:28	9	16	4	7	4	4	4	8	5	0	2	2	0	4	26	
12 LaMarcus Aldridge	F 34:39	8	17	0	0	2	3	5	2	7	1	1	0	1	9	18	
21 Tim Duncan	C 28:09	1	4	0	0	0	1	8	9	4	2	0	2	2	13	2	
14 Danny Green	G 25:31	2	9	2	7	0	0	6	6	1	1	1	1	1	1	6	
9 Tony Parker	G 35:28	7	11	0	0	2	2	0	8	8	0	0	1	0	12	16	
20 Manu Ginobili	28:32	2	12	0	6	5	8	0	5	5	3	2	1	4	0	4	
8 Patty Mills	16:52	1	7	1	5	0	0	2	2	2	0	2	0	0	-7	3	
33 Boris Diaw	10:13	0	1	0	1	0	0	2	1	3	1	1	0	0	-5	0	
30 David West	11:39	3	3	1	1	2	2	2	2	0	2	0	1	0	-4	8	
1 Kyle Anderson	1:56	0	0	0	0	0	0	0	0	0	0	1	0	1	0	2	
18 Rasual Butler	6:35	0	1	0	1	0	0	0	2	2	0	0	0	0	-4	0	
3 Ray McCallum	DNP - Coach's Decision																
17 Jonathon Simmons	DNP - Coach's Decision																
240:00 33 81 8 28 14 19 12 40 52 23 12 6 13 4 5 88																	
40.7% 28.6% 73.7% TM REB: 5 TOT TO: 14 (17 PTS)																	

SCORE BY PERIOD

PERIOD	1	2	3	4	FINAL
Mavericks	16	21	21	23	83
SPURS	24	22	17	25	88

Inactive: Mavericks - Meiri, Parsons Spurs - Bonner, Marjanovic  
Points in the Paint: Mavericks 42 (21/37), SPURS 24 (12/22)  
2nd Chance Points: Mavericks 3 (1/4), SPURS 8 (4/10)  
Fast Break Points: Mavericks 13 (9/10), SPURS 10 (4/5)  
Technical Fouls - Defensive Three Second  
Mavericks: NONE  
SPURS (1): 7:02 2nd

NATIONAL BASKETBALL ASSOCIATION

OFFICIAL SCORER'S REPORT  
FINAL BOX

Sunday, January 17, 2016 AT&T Center, San Antonio, TX  
Officials: #30 John Goble, #33 Sean Corbin, #38 Michael Smith

Game Duration: 2:13  
Attendance: 18,418 (Sellout)

VISITOR: Dallas Mavericks (23-19)

POS	MIN	FG	FGA	3P	3PA	FT	FTA	OR	DR	TOT	A	PF	ST	TO	BS	+/-	PTS
25 Chandler Parsons	F 28:01	2	7	1	1	0	0	0	4	4	1	1	2	3	0	-17	5
41 Dirk Nowitzki	F 24:11	2	10	0	3	0	0	0	5	5	3	0	0	1	0	-11	4
27 Zaza Pachulia	C 20:39	1	7	0	0	3	4	1	6	7	1	4	1	0	-14	5	
23 Wesley Matthews	G 28:18	5	9	1	4	1	2	0	1	1	1	3	0	1	0	-17	12
8 Deron Williams	G 22:43	2	6	0	1	4	4	0	5	5	3	0	2	0	-17	8	
7 Dwight Powell	15:32	4	8	2	3	5	5	0	2	2	0	2	0	1	1	-9	15
2 Raymond Felton	19:45	4	9	0	1	1	0	0	3	0	0	0	0	1	0	-20	9
34 Devin Harris	16:22	4	2	3	0	0	0	1	1	2	1	0	0	0	-8	6	
11 JaVale McGee	15:02	2	4	0	1	1	2	8	10	0	3	0	2	3	-8	5	
5 J.J. Barea	16:04	2	7	0	3	1	2	0	0	4	2	0	0	0	-2	5	
3 Charlie Villanueva	17:18	1	5	0	3	2	3	0	4	4	1	1	0	2	0	-14	4
21 Jeremy Evans	9:10	2	3	0	1	2	2	2	4	0	3	1	0	2	-4	5	
12 John Jenkins	8:55	0	2	0	0	1	0	2	2	1	0	0	0	0	-4	0	
240:00 29 81 6 23 19 25 5 40 45 20 23 4 13 6 -29 83																	
35.8% 26.1% 78.0% TM REB: 7 TOT TO: 13 (16 PTS)																	

HOME: SAN ANTONIO SPURS (36-6)

POS	MIN	FG	FGA	3P	3PA	FT	FTA	OR	DR	TOT	A	PF	ST	TO	BS	+/-	PTS
2 Kawhi Leonard	F 29:07	5	11	1	3	4	6	0	4	4	1	0	2	1	0	17	15
12 LaMarcus Aldridge	F 27:01	9	15	0	0	5	5	1	6	7	1	1	0	0	1	16	23
21 Tim Duncan	C 21:03	0	4	0	0	2	2	0	5	5	1	2	0	0	1	16	2
14 Danny Green	G 28:01	2	8	0	4	0	1	0	7	7	1	1	0	0	2	13	4
9 Tony Parker	G 26:27	0	4	0	0	2	2	0	5	5	7	2	2	1	0	18	2
20 Manu Ginobili	18:00	3	8	0	3	1	2	1	2	3	0	2	1	0	0	6	7
33 Boris Diaw	15:55	6	11	2	5	2	2	1	2	3	3	1	0	8	16		
8 Patty Mills	16:29	2	4	0	2	2	2	0	2	2	0	3	0	2	0	11	6
30 David West	13:56	4	8	0	0	0	1	1	4	5	4	1	0	1	10	8	
17 Jonathon Simmons	15:16	5	7	2	2	2	2	0	3	3	2	3	1	0	15	14	
1 Kyle Anderson	11:40	3	3	0	0	2	2	0	1	1	1	3	0	1	0	7	8
18 Rasual Butler	9:10	0	1	0	1	0	0	0	2	2	0	0	0	0	4	0	
40 Boban Marjanovic	8:55	3	6	0	0	1	2	2	4	1	0	0	0	0	4	7	
240:00 42 90 5 20 23 28 6 45 51 22 21 7 7 5 29 112																	
46.7% 25.0% 82.1% TM REB: 8 TOT TO: 11 (17 PTS)																	

SCORE BY PERIOD

PERIOD	1	2	3	4	FINAL
Mavericks	16	20	20	27	83
SPURS	14	32	32	34	112

Inactive: Mavericks - Anderson, Meiri Spurs - Bonner, McCallum  
Points in the Paint: Mavericks 32 (16/39), SPURS 44 (22/41)  
2nd Chance Points: Mavericks 3 (1/5), SPURS 8 (4/8)  
Fast Break Points: Mavericks 5 (2/5), SPURS 9 (3/9)  
Technical Fouls - Individual  
Mavericks (3): Carlisle 11:17 4th, Barea 6:32 4th  
SPURS (1): Marjanovic 3:57 4th  
Technical Fouls - Defensive Three Second  
Mavericks (2): 10:44 1st, 4:02 1st  
SPURS (2): 1:41 1st, 5:06 4th  
Flagrant Fouls  
Mavericks (1): 3:17 2nd Pachulla-FLG1  
SPURS: NONE  
Ejections  
Mavericks (1): 11:17 4th Carlisle (2nd Technical)  
SPURS: NONE

NATIONAL BASKETBALL ASSOCIATION

OFFICIAL SCORER'S REPORT  
FINAL BOX

Friday, February 05, 2016 American Airlines Center, Dallas, TX  
Officials: #24 Mike Callahan, #58 Josh Tiven, #77 Karl Lane

Game Duration: 2:21  
Attendance: 20,404 (Sellout)

VISITOR: San Antonio Spurs (42-8)

POS	MIN	FG	FGA	3P	3PA	FT	FTA	OR	DR	TOT	A	PF	ST	TO	BS	+/-	PTS
2 Kawhi Leonard	F 26:40	9	16	2	4	3	3	1	1	2	1	0	0	2	0	24	23
12 LaMarcus Aldridge	F 27:43	5	11	0	1	4	4	3	7	10	2	1	2	1	2	21	14
30 David West	C 9:43	1	3	0	0	2	2	0	1	1	4	0	1	0	4	4	
14 Danny Green	G 27:01	3	8	2	5	0	0	4	4	1	1	0	1	0	20	8	
9 Tony Parker	G 24:44	4	8	1	2	0	0	2	2	2	1	0	3	0	14	9	
33 Boris Diaw	18:35	2	4	1	1	0	0	1	4	5	4	3	0	0	0	12	5
8 Patty Mills	15:24	6	8	2	2	2	3	0	4	4	0	2	0	0	0	15	16
17 Jonathon Simmons	22:36	2	4	1	2	3	4	0	0	2	3	1	1	1	11	8	
1 Kyle Anderson	22:46	1	5	0	1	3	3	0	3	3	2	2	2	1	0	4	5
40 Boban Marjanovic	16:55	2	3	0	0	3	4	2	5	7	1	2	0	2	1	7	7
18 Rasual Butler	14:56	2	4	1	2	0	0	1	1	2	2	1	1	0	-6	5	
3 Ray McCallum	9:14	2	4	1	1	0	0	1	1	2	1	0	0	0	1	5	
15 Matt Bonner	3:44	2	2	1	1	2	2	0	1	1	1	0	0	0	3	7	
240:00 41 80 12 22 22 25 8 34 42 19 23 6 13 4 26 116																	
51.3% 54.5% 88.0% TM REB: 9 TOT TO: 14 (11 PTS)																	

HOME: DALLAS MAVERICKS (28-25)

POS	MIN	FG	FGA	3P	3PA	FT	FTA	OR	DR	TOT	A	PF	ST	TO	BS	+/-	PTS
25 Chandler Parsons	F 26:29	3	9	0	1	0	0	1	1	1	1	2	2	1	-25	6	
41 Dirk Nowitzki																	




---

<b>2015-16 REGULAR SEASON SERIES:</b>	Spurs 1, Warriors 3
<b>ALL-TIME SERIES VS. WARRIORS:</b>	104-56 (61-18 home, 43-38 road)
<b>MOST RECENT PLAYOFF MEETING:</b>	2013 Second Round, Won 4-2
<b>ALL-TIME PLAYOFF SERIES VS. GS:</b>	5-5

---

## WARRIORS PLAYOFF ROSTER

NO.	PLAYER	POS.	HT.	WT.	DOB	FROM	YRS.
4	Brandon Rush	G	6-6	220	7/7/85	Kansas	7
5	Marreese Speights	F	6-10	255	8/4/87	Florida	7
9	Andre Iguodala	G/F	6-6	215	1/28/84	Arizona	11
11	Klay Thompson	G	6-7	215	2/8/90	Washington State	4
12	Andrew Bogut	C	7-0	255	11/28/84	Utah/Australia	10
18	Anderson Varejao	C	6-10	273	9/28/82	Brazil	11
19	Leandro Barbosa	G	6-3	194	11/28/82	Brazil	12
20	James Michael McAdoo	F	6-9	230	1/4/93	North Carolina	1
21	Ian Clark	G	6-3	175	3/7/91	Belmont	2
23	Draymond Green	F	6-7	230	3/4/90	Michigan State	3
30	Stephen Curry	G	6-3	190	3/14/88	Davidson	6
31	Festus Ezeli	C	6-11	265	10/21/89	Vanderbilt/Nigeria	3
34	Shaun Livingston	G	6-7	192	9/11/85	Peoria Central HS	10
36	Kevon Looney	F	6-9	220	2/6/96	UCLA	R
40	Harrison Barnes	F	6-8	225	5/30/92	North Carolina	3



**HEAD COACH**  
Steve Kerr  
(Arizona)

### ASSISTANT COACHES

Luke Walton (Arizona)  
Ron Adams (Fresno Pacific)  
Jarron Collins (Stanford)  
Bruce Fraser (Arizona)  
Chris DeMarco (Dominican CA)

### ATHLETIC TRAINER

Drew Yoder (Kansas State)



2015-2016 SEASON SERIES (1-3)

SAN ANTONIO SPURS

VS. GOLDEN STATE

PLAYER	G	GS	MIN	-FIELD GOALS-			-3-POINT FG--			-FREE THROWS-			--REBOUNDS--			PF	DQ	STL	TO	BLK	PTS	AVG	
				FG	FGA	PCT	FG	FGA	PCT	FT	FTA	PCT	OFF	DEF	TOT								AST
Leonard	4	4	137	24	54	.444	4	10	.400	25	30	.833	13	22	35	13	8	0	5	9	5	77	19.3
Aldridge	4	4	125	29	68	.426	0	1	.000	8	9	.889	10	19	29	4	5	0	3	8	3	66	16.5
Miller (TOT)	1	0	22	5	8	.625	0	0	---	1	2	.500	2	1	3	4	4	0	0	2	0	11	11.0
Diaw	2	1	53	7	9	.778	0	1	.000	5	5	1.000	1	7	8	3	2	0	1	4	1	19	9.5
Martin (TOT)	4	0	66	11	23	.478	3	5	.600	9	9	1.000	1	10	11	10	2	0	1	3	0	34	8.5
Martin (SA)	3	0	37	6	10	.600	2	4	.500	5	5	1.000	0	7	7	4	0	0	1	3	0	19	6.3
Marjanovic	2	0	19	6	10	.600	0	0	---	4	7	.571	5	3	8	0	2	0	1	0	0	16	8.0
Ginobili	4	0	77	9	24	.375	4	11	.364	9	14	.643	1	8	9	8	6	0	5	9	2	31	7.8
West	4	2	79	12	22	.545	0	0	---	3	5	.600	4	12	16	12	4	0	2	2	0	27	6.8
Parker	4	4	104	10	31	.323	3	5	.600	2	4	.500	0	8	8	16	13	0	2	8	0	25	6.3
Butler	1	0	13	2	3	.667	1	1	1.000	1	1	1.000	0	2	2	1	0	0	0	0	1	6	6.0
Green	4	4	108	9	28	.321	5	19	.263	1	2	.500	4	11	15	8	6	0	8	6	5	24	6.0
Simmons	1	0	25	3	7	.429	0	1	.000	0	0	---	0	3	3	1	4	0	2	4	0	6	6.0
Mills	4	0	76	7	26	.269	4	15	.267	2	2	1.000	2	1	3	8	8	0	2	4	0	20	5.0
Anderson	4	0	64	8	19	.421	0	0	---	3	5	.600	2	25	27	7	7	0	2	2	0	19	4.8
Duncan	2	1	27	2	7	.286	0	0	---	1	2	.500	3	2	5	1	1	0	0	4	0	5	2.5
Bonner	1	0	5	1	1	1.000	0	0	---	0	0	---	0	0	0	0	2	0	1	0	0	2	2.0
McCallum	1	0	9	1	3	.333	0	0	---	0	0	---	1	0	1	1	1	0	0	2	0	2	2.0
SPURS	4	-	960	136	322	.422	23	68	.338	69	91	.758	46	130	176	87	69	0	35	68	17	364	91.0
WARRIORS	4	-	960	154	327	.471	42	114	.368	53	64	.828	31	140	171	107	86	1	42	61	14	403	100.8

PLAYER	-- SINGLE-GAME HIGHS --							----- AVERAGE PER GAME -----							-CAREER HIGHS (C=SET, T=TIED THIS SEASON)-						
	MIN	REB	AST	ST	TO	BL	PTS	MIN	REB	AST	STL	TO	BLK	PTS	FG	FGA	FT	FTA	REB	AST	PTS
Leonard	39	14	5	2	4	3	23	34.4	8.8	3.3	1.25	2.3	1.25	19.3	11	22C	7C	8C	14C	5C	26
Aldridge	37	13	2	2	3	2	26	31.2	7.3	1.0	0.75	2.0	0.75	16.5	12	25C	16	19	21	6	30
Miller (TOT)	22	3	4	0	2	0	11	21.7	3.0	4.0	0.00	2.0	0.00	11.0	10	25	11	13	10	16	23
Diaw	35	8	2	1	2	1	14	26.5	4.0	1.5	0.50	2.0	0.50	9.5	10	14	5	8	14	16	22
Martin (TOT)	28	4	6	1	3	0	15	16.4	2.8	2.5	0.25	0.8	0.00	8.5	13	22	23	26	9	6C	50
Martin (SA)	19	4	4	1	3	0	10	12.5	2.3	1.3	0.33	1.0	0.00	6.3							
Marjanovic	13	6	0	1	0	0	12	9.7	4.0	0.0	0.50	0.0	0.00	8.0	4C	6C	4C	6C	6C	0C	12C
Ginobili	20	4	3	3	1	9	19.3	2.3	2.0	1.25	2.3	0.50	7.8	10	23	11	12	7	11	32	
West	29	10	7	2	1	0	12	19.9	4.0	3.0	0.50	0.5	0.00	6.8	14	27	8	8	15	7C	36
Parker	29	3	6	1	3	0	10	26.1	2.0	4.0	0.50	2.0	0.00	6.3	15	28	12	17	8	15	35
Butler	13	2	1	0	0	1	6	13.1	2.0	1.0	0.00	0.0	1.00	6.0	12	20	4	5	11	4	30
Green	32	5	3	4	4	3	10	26.9	3.8	2.0	2.00	1.5	1.25	6.0	7	15	2	3	6	4	20
Simmons	25	3	1	2	4	0	6	25.2	3.0	1.0	2.00	4.0	0.00	6.0	3C	7C	0C	0C	3C	1C	6C
Mills	21	2	3	1	3	0	7	18.9	0.8	2.0	0.50	1.0	0.00	5.0	14	25	5	6	5	12	34
Anderson	20	11	3	2	1	0	8	15.9	6.8	1.8	0.50	0.5	0.00	4.8	3C	9C	2C	3C	11C	3C	8C
Duncan	19	3	1	0	2	0	4	13.6	2.5	0.5	0.00	2.0	0.00	2.5	14	25	14	16	18	11	37
Bonner	5	0	0	1	0	0	2	5.5	0.0	0.0	1.00	0.0	0.00	2.0	9	16	5	6	17	4	25
McCallum	9	1	1	0	2	0	2	9.0	1.0	1.0	0.00	2.0	0.00	2.0	3	14	1	2	3	10	7

2015-2016 SEASON SERIES (3-1)

GOLDEN STATE WARRIORS









VS. SAN ANTONIO

PLAYER	G	GS	MIN	-FIELD GOALS-			-3-POINT FG--			-FREE THROWS-			--REBOUNDS--			PF	DQ	STL	TO	BLK	PTS	AVG	
				FG	FGA	PCT	FG	FGA	PCT	FT	FTA	PCT	OFF	DEF	TOT								AST
Curry	4	4	138	40	79	.506	14	37	.378	21	21	1.000	3	15	18	23	6	0	11	10	0	115	28.8
K. Thompson	4	4	134	22	57	.386	5	19	.263	5	5	1.000	3	15	18	8	11	0	4	7	2	54	13.5
Green	4	4	133	19	35	.543	4	11	.364	9	11	.818	5	23	28	25	11	0	5	12	3	51	12.8
Barnes	4	4	117	16	39	.410	6	19	.316	4	6	.667	1	13	14	8	15	1	2	7	0	42	10.5
Rush	4	1	62	11	18	.611	7	11	.636	0	0	---	1	9	10	3	3	0	2	2	0	29	7.3
Speights	4	0	48	10	25	.400	2	4	.500	6	7	.857	3	11	14	3	7	0	1	2	3	28	7.0
Livingston	4	0	80	12	19	.632	0	0	---	1	1	1.000	1	9	10	14	8	0	7	5	2	25	6.3
Barbosa	3	0	49	4	14	.286	3	7	.429	3	4	.750	2	5	7	2	7	0	1	4	0	14	4.7
Bogut	3	3	62	7	8	.875	0	0	---	0	0	---	4	14	18	6	10	0	2	2	3	14	4.7
Iguodala	3	0	72	5	13	.385	1	3	.333	1	4	.250	2	12	14	9	1	0	4	3	1	12	4.0
McAdoo	1	0	9	2	2	1.000	0	0	---	0	0	---	1	0	1	1	3	0	0	0	0	4	4.0
J. Thompson	1	0	7	1	2	.500	0	0	---	2	2	1.000	0	2	2	1	1	0	1	1	0	4	4.0
Ezeli	3	0	24	4	11	.364	0	0	---	1	3	.333	5	9	14	2	1	0	1	2	0	9	3.0
Clark	4	0	19	1	4	.250	0	3	.000	0	0	---	0	2	2	1	1	0	1	2	0	2	0.5
Varejao (TOT)	1	0	6	0	1	.000	0	0	---	0	0	---	0	1	1	1	1	0	0	0	0	0	0.0
Varejao (GS)	1	0	6	0	1	.000	0	0	---	0	0	---	0	1	1	1	1	0	0	0	0	0	0.0
WARRIORS	4	-	960	154	327	.471	42	114	.368	53	64	.828	31	140	171	107	86	1	42	61	14	403	100.8
SPURS	4	-	960	136	322	.422	23	68	.338	69	91	.758	46	130	176	87	69	0	35	68	17	364	91.0

PLAYER	-- SINGLE-GAME HIGHS --							----- AVERAGE PER GAME -----							-CAREER HIGHS (C=SET, T=TIED THIS SEASON)-						
	MIN	REB	AST	ST	TO	BL	PTS	MIN	REB	AST	STL	TO	BLK	PTS	FG	FGA	FT	FTA	REB	AST	PTS
Curry	38	6	9	5	4	0	37	34.4	4.5	5.8	2.75	2.5	0.00	28.8	13T	28	9	9	8	15	37C
K. Thompson	38	6	6	2	2	1	15	33.4	4.5	2.0	1.00	1.8	0.50	13.5	12	22	6	6	8	6T	29
Green	39	9	8	3	4	1	18	33.3	7.0	6.3	1.25	3.0	0.75	12.8	7C	12C	5C	5C	9C	8C	18C
Barnes	33	8	3	2	3	0	21	29.3	3.5	2.0	0.50	1.8	0.00	10.5	9	13C	5	6	8T	3T	22
Rush	27	4	3	1	2	0	13	15.4	2.5	0.8	0.50	0.5	0.00	7.3	6	12	2	2	4T	3C	14
Speights	19	7	2	1	1	2	12	12.0	3.5	0.8	0.25	0.5	0.75	7.0	10	16	5	6	9	2C	22
Livingston	22	5	5	4	3	1	13	20.1	2.5	3.5	1.75	1.3	0.50	6.3	8	14	8	9	5T	8	18
Barbosa	20	4	1	1	2	0	9	16.3	2.3	0.7	0.33	1.3	0.00	4.7	9	19	5	6	7	5	25
Bogut	23	11	3	1	1	2	6	20.5	6.0	2.0	0.67	0.7	1.00	4.7	9	15	5	10	18	6	20
Iguodala	28	7	5	2	2	1	5	24.1	4.7	3.0	1.33	1.0	0.33	4.0	10	18	8	12	13	10	27
McAdoo	9	1	1	0	0	0	4	8.6	1.0	1.0	0.00	0.0	0.00	4.0	2C	2T	0T				

# SEASON SERIES VS. WARRIORS



<p><b>SPURS (38-7) – 90</b>  <b>WARRIORS (41-4) – 120</b></p> <p>ORACLE Arena                      Oakland, CA</p> <p>1/25/16                      Game #45                      Away Game #21</p>  		<p><b>OAKLAND</b> – The Spurs saw their 13-game win streak come to an end with a 120-90 loss against the Golden State Warriors at ORACLE Arena on 1/25 ... both teams entered the meeting a combined 78-10, which was the best combined record in NBA history of any two teams facing each other 40+ games into a season ... San Antonio had three players record double figures in the defeat led by Kawhi Leonard who finished with a team-high 16 points (4-6 FG, 1-1 3FG, 7-7 FT) ... Golden State's Stephen Curry recorded a game-high 37 points (12-20 FG, 6-9 3FG, 7-7 FT) and a game-high 5 steals ... the Spurs were without Tim Duncan who missed the contest with right knee soreness.</p>																																																						
<p><b>SPURS</b>                      Leonard – 16                      Marjanovic – 6                      Ginobili, Green, Parker – 3</p>		<p><b>STATS</b>                      High Points                      High Rebounds                      High Assists</p>		<p><b>WARRIORS</b>                      Curry – 37                      Green – 9                      Green – 6</p>																																																				
<p><b>BOX SCORE</b></p> <table border="1"> <thead> <tr> <th>Team</th> <th>1</th> <th>2</th> <th>3</th> <th>4</th> <th>F</th> <th>FG%</th> <th>3FG%</th> <th>FT%</th> <th>OR</th> <th>DR</th> <th>TR</th> <th>AS</th> <th>PF</th> <th>ST</th> <th>TO</th> <th>BS</th> </tr> </thead> <tbody> <tr> <td>SPURS</td> <td>23</td> <td>24</td> <td>19</td> <td>24</td> <td>90</td> <td>41.9</td> <td>35.7</td> <td>74.2</td> <td>9</td> <td>29</td> <td>38</td> <td>21</td> <td>21</td> <td>11</td> <td>25</td> <td>4</td> </tr> <tr> <td>WARRIORS</td> <td>29</td> <td>33</td> <td>33</td> <td>25</td> <td>120</td> <td>51.8</td> <td>42.3</td> <td>84.0</td> <td>10</td> <td>35</td> <td>45</td> <td>31</td> <td>25</td> <td>15</td> <td>21</td> <td>3</td> </tr> </tbody> </table>		Team	1	2	3	4	F	FG%	3FG%	FT%	OR	DR	TR	AS	PF	ST	TO	BS	SPURS	23	24	19	24	90	41.9	35.7	74.2	9	29	38	21	21	11	25	4	WARRIORS	29	33	33	25	120	51.8	42.3	84.0	10	35	45	31	25	15	21	3				
Team	1	2	3	4	F	FG%	3FG%	FT%	OR	DR	TR	AS	PF	ST	TO	BS																																								
SPURS	23	24	19	24	90	41.9	35.7	74.2	9	29	38	21	21	11	25	4																																								
WARRIORS	29	33	33	25	120	51.8	42.3	84.0	10	35	45	31	25	15	21	3																																								
<p><b>SPURS (59-10) – 87</b>  <b>WARRIORS (62-7) – 79</b></p> <p>AT&amp;T Center                      San Antonio, TX</p> <p>3/19/16                      Game #69                      Home Game #35</p>  		<p><b>SAN ANTONIO</b> – The Spurs defeated the Golden State Warriors 87-79 at the AT&amp;T Center on 3/19 ... the matchup was the best in NBA history by winning percentage at least 65 games into a season as the pair of teams entered with a combined winning percentage of .882 (120-16) ... San Antonio's LaMarcus Aldridge and Kawhi Leonard each produced double-doubles to carry the hosts ... Aldridge registered a game-high 26 points to go along with 13 rebounds, while Leonard posted 18 points, a season-high tying 14 rebounds, 4 assists and 2 blocks ... Boris Diaw started at center for the Silver and Black and finished with 14 points, 8 rebounds and 2 assists in a season-high 35 minutes ... the Spurs outrebounded the Warriors 53-37 and held Golden State to a season-low 79 points, 36.9 points below their season average of 115.9 ppg. ... in the loss, Golden State guard Klay Thompson totaled 15 points and 5 rebounds.</p>																																																						
<p><b>SPURS</b>                      Aldridge – 26                      Leonard – 14                      Parker – 6</p>		<p><b>STATS</b>                      High Points                      High Rebounds                      High Assists</p>		<p><b>WARRIORS</b>                      Thompson – 15                      Green – 9                      Green – 8</p>																																																				
<p><b>BOX SCORE</b></p> <table border="1"> <thead> <tr> <th>Team</th> <th>1</th> <th>2</th> <th>3</th> <th>4</th> <th>F</th> <th>FG%</th> <th>3FG%</th> <th>FT%</th> <th>OR</th> <th>DR</th> <th>TR</th> <th>AS</th> <th>PF</th> <th>ST</th> <th>TO</th> <th>BS</th> </tr> </thead> <tbody> <tr> <td>SPURS</td> <td>17</td> <td>26</td> <td>22</td> <td>22</td> <td>87</td> <td>41.0</td> <td>38.1</td> <td>83.3</td> <td>14</td> <td>39</td> <td>53</td> <td>17</td> <td>19</td> <td>4</td> <td>17</td> <td>6</td> </tr> <tr> <td>WARRIORS</td> <td>18</td> <td>19</td> <td>28</td> <td>14</td> <td>79</td> <td>37.8</td> <td>25.0</td> <td>80.0</td> <td>7</td> <td>30</td> <td>37</td> <td>24</td> <td>21</td> <td>12</td> <td>10</td> <td>3</td> </tr> </tbody> </table>		Team	1	2	3	4	F	FG%	3FG%	FT%	OR	DR	TR	AS	PF	ST	TO	BS	SPURS	17	26	22	22	87	41.0	38.1	83.3	14	39	53	17	19	4	17	6	WARRIORS	18	19	28	14	79	37.8	25.0	80.0	7	30	37	24	21	12	10	3				
Team	1	2	3	4	F	FG%	3FG%	FT%	OR	DR	TR	AS	PF	ST	TO	BS																																								
SPURS	17	26	22	22	87	41.0	38.1	83.3	14	39	53	17	19	4	17	6																																								
WARRIORS	18	19	28	14	79	37.8	25.0	80.0	7	30	37	24	21	12	10	3																																								
<p><b>SPURS (65-13) – 101</b>  <b>WARRIORS (70-9) – 112</b></p> <p>Oracle Arena                      Oakland, CA</p> <p>4/7/16                      Game #78                      Away Game #39</p>  		<p><b>OAKLAND</b> – The Spurs were defeated 112-101 at Oracle Arena on 4/7 ... in the defeat, the Silver and Black had five players score in double figures, led by Kawhi Leonard who recorded a team-high 23 points (8-12 FG, 2-3 3FG, 5-8 FT) ... second-year Spur Kyle Anderson tallied 8 points and a career-high 11 rebounds in 20 minutes, while David West added 11 points (4-5 FG, 3-4 FT) and a season-high 7 assists in 24 minutes ... Warriors guard Stephen Curry finished with a game-high 27 points and 9 assists in 36 minutes ... Golden State shot 54.2 percent from the field and connected on 12 three-pointers in the victory ... San Antonio's bench outscored the Golden State reserves 44-26.</p>																																																						
<p><b>SPURS</b>                      Leonard – 23                      Anderson – 11                      West – 7</p>		<p><b>STATS</b>                      High Points                      High Rebounds                      High Assists</p>		<p><b>WARRIORS</b>                      Curry – 27                      Bogut – 11                      Curry – 9</p>																																																				
<p><b>BOX SCORE</b></p> <table border="1"> <thead> <tr> <th>Team</th> <th>1</th> <th>2</th> <th>3</th> <th>4</th> <th>F</th> <th>FG%</th> <th>3FG%</th> <th>FT%</th> <th>OR</th> <th>DR</th> <th>TR</th> <th>AS</th> <th>PF</th> <th>ST</th> <th>TO</th> <th>BS</th> </tr> </thead> <tbody> <tr> <td>SPURS</td> <td>15</td> <td>25</td> <td>29</td> <td>32</td> <td>101</td> <td>48.8</td> <td>43.8</td> <td>69.6</td> <td>5</td> <td>27</td> <td>32</td> <td>28</td> <td>11</td> <td>10</td> <td>12</td> <td>2</td> </tr> <tr> <td>WARRIORS</td> <td>20</td> <td>32</td> <td>35</td> <td>25</td> <td>112</td> <td>54.2</td> <td>48.0</td> <td>90.9</td> <td>7</td> <td>36</td> <td>43</td> <td>33</td> <td>22</td> <td>8</td> <td>15</td> <td>2</td> </tr> </tbody> </table>		Team	1	2	3	4	F	FG%	3FG%	FT%	OR	DR	TR	AS	PF	ST	TO	BS	SPURS	15	25	29	32	101	48.8	43.8	69.6	5	27	32	28	11	10	12	2	WARRIORS	20	32	35	25	112	54.2	48.0	90.9	7	36	43	33	22	8	15	2				
Team	1	2	3	4	F	FG%	3FG%	FT%	OR	DR	TR	AS	PF	ST	TO	BS																																								
SPURS	15	25	29	32	101	48.8	43.8	69.6	5	27	32	28	11	10	12	2																																								
WARRIORS	20	32	35	25	112	54.2	48.0	90.9	7	36	43	33	22	8	15	2																																								
<p><b>SPURS (65-15) – 86</b>  <b>WARRIORS (72-9) – 92</b></p> <p>AT&amp;T Center                      San Antonio, TX</p> <p>4/10/16                      Game #80                      Home Game #40</p>  		<p><b>SAN ANTONIO</b> – The Spurs were defeated 92-86 against the Golden State Warriors at the AT&amp;T Center on 4/10 ... the loss was San Antonio's first at home this season after opening 39-0 at the AT&amp;T Center ... San Antonio led 19-14 after the first quarter and the game was tied at 35 at halftime ... Golden State guard Stephen Curry tallied a game-high 37 points (13-22 FG, 4-9 3FG, 7-7 FT), with 16 coming in the third quarter as the Warriors carried a 62-61 lead into the fourth ... Curry would total his final 10 points in the fourth as Golden State came away with the victory ... in the loss, LaMarcus Aldridge and Kawhi Leonard each tallied double-doubles as Aldridge finished with a team-high 24 points (11-18 FG, 2-2 FT) and 10 rebounds and Leonard recorded 20 points and a game-high 13 boards ... the game featured eight ties and seven lead changes ... San Antonio pulled down a season-high tying 18 offensive rebounds in the defeat and won the overall rebounding battle 53-46.</p>																																																						
<p><b>SPURS</b>                      Aldridge – 24                      Leonard – 13                      Leonard – 5</p>		<p><b>STATS</b>                      High Points                      High Rebounds                      High Assists</p>		<p><b>WARRIORS</b>                      Curry – 37                      Iguodala – 7                      Curry – 5</p>																																																				
<p><b>BOX SCORE</b></p> <table border="1"> <thead> <tr> <th>Team</th> <th>1</th> <th>2</th> <th>3</th> <th>4</th> <th>F</th> <th>FG%</th> <th>3FG%</th> <th>FT%</th> <th>OR</th> <th>DR</th> <th>TR</th> <th>AS</th> <th>PF</th> <th>ST</th> <th>TO</th> <th>BS</th> </tr> </thead> <tbody> <tr> <td>SPURS</td> <td>19</td> <td>16</td> <td>26</td> <td>25</td> <td>86</td> <td>37.8</td> <td>17.6</td> <td>78.9</td> <td>18</td> <td>35</td> <td>53</td> <td>21</td> <td>18</td> <td>10</td> <td>11</td> <td>5</td> </tr> <tr> <td>WARRIORS</td> <td>14</td> <td>21</td> <td>27</td> <td>30</td> <td>92</td> <td>44.2</td> <td>37.0</td> <td>77.8</td> <td>7</td> <td>39</td> <td>46</td> <td>19</td> <td>18</td> <td>7</td> <td>13</td> <td>6</td> </tr> </tbody> </table>		Team	1	2	3	4	F	FG%	3FG%	FT%	OR	DR	TR	AS	PF	ST	TO	BS	SPURS	19	16	26	25	86	37.8	17.6	78.9	18	35	53	21	18	10	11	5	WARRIORS	14	21	27	30	92	44.2	37.0	77.8	7	39	46	19	18	7	13	6				
Team	1	2	3	4	F	FG%	3FG%	FT%	OR	DR	TR	AS	PF	ST	TO	BS																																								
SPURS	19	16	26	25	86	37.8	17.6	78.9	18	35	53	21	18	10	11	5																																								
WARRIORS	14	21	27	30	92	44.2	37.0	77.8	7	39	46	19	18	7	13	6																																								

NATIONAL BASKETBALL ASSOCIATION

OFFICIAL SCORER'S REPORT

Monday, January 25, 2016 ORACLE Arena, Oakland, CA  
 Officials: #24 Mike Callahan, #62 Scott Twardoski, #80 James Williams

Game Duration: 2:13  
 Attendance: 19,596 (Sellout)

VISITOR: San Antonio Spurs (38-7)		POS	MIN	FG	FGA	3P	3PA	FT	FTA	OR	DR	TOT	A	PF	ST	TO	BS	+/-	PTS
2	Kawhi Leonard	F	25:08	4	6	1	7	7	0	5	5	2	1	2	3	0	-19	16	
12	LaMarcus Aldridge	F	25:24	2	9	0	1	2	1	2	3	1	1	0	3	2	-20	5	
30	David West	C	19:03	6	8	0	0	0	0	5	5	1	2	0	1	0	-13	12	
14	Danny Green	G	22:21	1	4	1	2	0	0	1	3	4	3	2	1	0	-13	3	
9	Tony Parker	G	18:27	2	6	1	1	0	0	1	1	3	4	1	3	0	-15	5	
20	Manu Ginobili		18:50	1	6	0	3	6	10	0	4	4	3	1	1	2	1	-9	8
33	Boris Diaw		17:49	1	2	0	1	3	3	0	0	0	1	0	0	2	0	-15	5
8	Patty Mills		16:23	1	5	1	3	0	0	0	0	0	2	2	0	3	0	-17	3
17	Jonathon Simmons		25:12	3	7	0	1	0	0	3	3	1	2	2	4	0	-17	6	
1	Kyle Anderson		16:15	3	9	0	0	1	2	2	4	4	2	2	1	0	-10	7	
18	Rasual Butler		13:04	2	3	1	1	1	0	2	2	1	0	0	0	1	2	6	
40	Boban Marjanovic		13:06	4	6	0	0	4	6	4	2	6	0	1	1	0	0	-12	12
3	Ray McCallum		8:58	1	3	0	0	0	0	1	0	1	1	1	0	2	0	-1	2
240:00			31	74	5	14	23	31	9	29	38	21	21	11	25	4	-30	90	
			41.9%	35.7%	74.2%														

HOME: GOLDEN STATE WARRIORS (41-4)		POS	MIN	FG	FGA	3P	3PA	FT	FTA	OR	DR	TOT	A	PF	ST	TO	BS	+/-	PTS
40	Harrison Barnes	F	21:00	2	6	0	3	0	0	1	1	2	6	0	2	0	1	4	
23	Draymond Green	F	26:54	3	8	0	1	5	2	7	9	6	2	3	4	1	29	11	
12	Andrew Bogut	C	17:16	2	2	0	0	0	0	1	2	3	2	4	1	1	18	4	
11	Klay Thompson	G	25:26	4	10	0	3	3	0	4	4	1	3	0	2	0	22	11	
30	Stephen Curry	G	28:21	12	20	6	9	7	7	1	1	2	3	0	5	1	23	37	
9	Andre Iguodala		23:07	2	4	0	1	1	4	1	4	5	5	0	1	2	0	6	5
31	Festus Ezell		10:06	2	3	0	0	0	0	1	4	5	2	1	0	1	0	3	4
19	Leandro Barbosa		20:15	1	6	0	2	0	0	1	1	2	1	2	1	2	0	9	2
34	Shaun Livingston		17:28	6	6	0	0	1	0	2	2	2	2	3	0	3	13	13	
4	Brandon Rush		17:27	5	6	3	4	0	2	2	3	0	1	0	11	13	13		
5	Marrese Speights		16:42	4	11	2	2	3	3	4	7	2	5	0	0	1	9	12	
21	Ian Clark		6:59	0	1	0	0	0	1	1	1	0	2	0	0	3	0		
1	Jason Thompson		6:59	1	2	0	0	2	2	0	2	2	1	1	1	0	3	4	
240:00			44	85	11	26	21	25	10	35	45	31	25	15	21	3	30	120	
			51.8%	42.3%	84.0%														

SCORE BY PERIOD		1	2	3	4	FINAL
Spurs		23	24	19	24	90
WARRIORS		29	33	33	25	120

Inactive: Spurs - Bonner, Duncan, Warriors - Looney, McAdoo  
 Points in the Paint: Spurs 36 (18/41), WARRIORS 52 (26/46)  
 2nd Chance Points: Spurs 10 (3/6), WARRIORS 13 (6/10)  
 Fast Break Points: Spurs 10 (8/11), WARRIORS 19 (8/13)  
 Technical Fouls - Individual  
 Spurs: NONE  
 WARRIORS (1): Kerr 1:24 2nd  
 MEMO: Barnes fouls out at 6:38 in the 4th period.

NATIONAL BASKETBALL ASSOCIATION

OFFICIAL SCORER'S REPORT

Saturday, March 19, 2016 AT&T Center, San Antonio, TX  
 Officials: #42 Eric Lewis, #43 Dan Crawford, #46 Ben Taylor

Game Duration: 2:15  
 Attendance: 18,825 (Sellout)

VISITOR: Golden State Warriors (62-7)		POS	MIN	FG	FGA	3P	3PA	FT	FTA	OR	DR	TOT	A	PF	ST	TO	BS	+/-	PTS
4	Brandon Rush	F	27:17	4	6	2	3	0	0	1	2	3	0	0	1	0	0	-4	10
40	Harrison Barnes	F	30:10	3	10	2	4	0	0	0	2	2	3	5	2	1	0	-17	8
23	Draymond Green	C	39:16	5	10	1	5	0	0	1	2	7	9	8	3	1	1	-1	11
11	Klay Thompson	G	38:12	7	20	1	7	0	0	0	5	5	1	2	1	2	1	-6	15
30	Stephen Curry	G	37:36	4	18	1	12	5	5	2	4	6	6	0	2	2	0	-10	14
5	Marrese Speights		10:56	2	6	0	0	0	0	0	1	1	0	2	1	1	0	9	4
19	Leandro Barbosa		13:52	2	4	2	4	3	4	0	4	1	2	0	1	0	8	9	
34	Shaun Livingston		21:40	1	3	0	0	0	0	1	4	5	3	2	4	0	1	2	2
20	James Michael McAdoo		8:34	2	2	0	0	0	0	0	1	1	3	0	0	0	-1	4	
18	Anderson Varejao		6:07	0	1	0	0	0	0	0	1	1	1	1	0	0	0	-12	0
21	Ian Clark		6:20	1	2	0	1	0	0	0	0	0	0	1	0	0	0	-8	2
12	Andrew Bogut		DND																
240:00			31	82	9	36	8	10	7	30	37	24	21	12	10	3	-8	79	
			37.8%	25.0%	80.0%														

HOME: SAN ANTONIO SPURS (59-10)		POS	MIN	FG	FGA	3P	3PA	FT	FTA	OR	DR	TOT	A	PF	ST	TO	BS	+/-	PTS
2	Kawhi Leonard	F	38:32	5	14	1	3	7	8	6	8	14	4	4	0	0	4	7	18
12	LaMarcus Aldridge	F	37:09	11	25	0	0	4	4	3	10	13	0	2	1	2	0	12	26
33	Boris Diaw	C	35:05	6	7	0	0	2	2	1	7	8	2	2	1	2	1	20	14
14	Danny Green	G	31:52	4	10	1	5	1	2	1	3	4	2	0	1	1	3	20	14
9	Tony Parker	G	29:03	2	8	2	4	0	0	0	3	3	6	4	0	2	0	11	6
21	Tim Duncan		8:00	0	1	0	0	1	2	2	0	2	0	1	0	0	0	-3	1
8	Patty Mills		20:48	1	5	1	4	0	0	1	0	1	1	3	0	0	0	0	3
20	Manu Ginobili		18:29	3	5	3	5	0	0	0	3	3	0	3	1	3	0	-10	9
1	Kyle Anderson		9:55	0	1	0	0	0	0	0	4	4	1	0	0	1	0	-10	0
23	Kevin Martin		3:08	0	0	0	0	0	0	0	0	0	0	0	0	0	0	-2	0
30	David West		7:59	0	2	0	0	0	0	0	1	1	1	0	0	0	0	-5	0
40	Boban Marjanovic		DNP																
24	Andre Miller		DNP																
240:00			32	78	8	21	15	18	14	39	53	17	19	4	17	6	8	87	
			41.0%	38.1%	83.3%														

SCORE BY PERIOD		1	2	3	4	FINAL
Warriors		18	19	28	14	79
SPURS		17	26	22	22	87

Inactive: Warriors - Ezell, Iguodala, Looney, Spurs - Bonner, Simmons  
 Points in the Paint: Warriors 32 (16/28), SPURS 36 (18/32)  
 2nd Chance Points: Warriors 12 (5/9), SPURS 24 (9/14)  
 Fast Break Points: Warriors 11 (4/6), SPURS 4 (1/1)  
 Technical Fouls - Individual  
 Warriors (1): Kerr 4:08 1st  
 SPURS: NONE  
 Biggest Lead: Warriors 3, SPURS 11  
 Lead Changes: 7  
 Times Tied: 7

NATIONAL BASKETBALL ASSOCIATION

OFFICIAL SCORER'S REPORT

Thursday, April 07, 2016 ORACLE Arena, Oakland, CA  
 Officials: #19 James Capers, #26 Pat Fraher, #5 Kane Fitzgerald

Game Duration: 2:13  
 Attendance: 19,596 (Sellout)

VISITOR: San Antonio Spurs (65-13)		POS	MIN	FG	FGA	3P	3PA	FT	FTA	OR	DR	TOT	A	PF	ST	TO	BS	+/-	PTS
2	Kawhi Leonard	F	34:50	8	12	2	3	5	8	1	2	3	2	0	1	2	0	-15	23
12	LaMarcus Aldridge	F	29:16	5	16	0	0	1	1	2	1								




---

<b>2015-16 REGULAR SEASON SERIES:</b>	Spurs 3, Rockets 1
<b>ALL-TIME SERIES VS. ROCKETS:</b>	103-82 (64-28 home, 39-54 road)
<b>MOST RECENT PLAYOFF MEETING:</b>	1995 WC Finals, Lost 2-4
<b>ALL-TIME PLAYOFF SERIES VS. HOU:</b>	6-10

---

## ROCKETS PLAYOFF ROSTER

NO.	PLAYER	POS.	HT.	WT.	DOB	FROM	YRS.
0	Andrew Goudelock	G	6-3	200	12/7/88	College of Charleston	2
1	Trevor Ariza	F	6-8	215	6/30/85	UCLA	11
2	Patrick Beverley	G	6-1	185	7/12/88	Arkansas	3
5	Josh Smith	F	6-9	225	12/5/85	Oak Hill Academy	11
6	Terrence Jones	F	6-9	252	1/9/92	Kentucky	3
7	Sam Dekker	F	6-9	230	5/6/94	Wisconsin	R
8	Michael Beasley	F	6-9	235	1/9/89	Kansas State	7
12	Dwight Howard	C	6-11	265	12/8/85	SW Atl. Christian Aca.	11
13	James Harden	G	6-5	220	8/26/89	Arizona State	6
15	Clint Capela	C	6-10	240	5/18/94	Switzerland	1
20	Donatas Motiejunas	F	7-0	222	9/20/90	Lithuania	3
31	Jason Terry	G	6-2	185	9/15/77	Arizona	16
32	K.J. McDaniels	G/F	6-6	205	2/9/93	Clemson	1
33	Corey Brewer	F	6-9	185	3/5/86	Florida	8
35	Montrezl Harrell	F	6-8	240	1/26/94	Louisville	R



### INTERIM HEAD COACH

J.B. Bickerstaff  
(Minnesota)

### ASSISTANT COACHES

Chris Finch (Franklin & Marshall)  
Greg Buckner (Clemson)  
T.R. Dunn (Alabama)  
Brett Gunning (UNLV)

### ATHLETIC TRAINER

Jason Biles (North Florida)

2015-2016 SEASON SERIES (3-1)

SAN ANTONIO SPURS

VS. HOUSTON

PLAYER	-FIELD GOALS-			-3-POINT FG--			-FREE THROWS-			--REBOUNDS--							PTS	AVG					
	G	GS	MIN	FG	FGA	PCT	FG	FGA	PCT	FT	FTA	PCT	OFF	DEF	TOT	AST			PF	DQ	STL	TO	BLK
Aldridge	4	4	131	37	65	.569	0	1	.000	19	19	1.000	17	27	44	8	12	0	2	5	1	93	23.3
Leonard	4	4	140	31	56	.554	10	15	.667	15	18	.833	5	18	23	8	11	0	7	7	5	87	21.8
Green	4	4	114	17	32	.531	15	24	.625	0	2	.000	1	16	17	9	10	0	7	3	4	49	12.3
Parker	4	4	112	13	36	.361	2	5	.400	6	7	.857	0	10	10	24	7	0	2	7	0	34	8.5
Diaw	4	0	70	14	28	.500	2	6	.333	3	4	.750	3	8	11	9	10	0	4	4	0	33	8.3
Ginobili	3	0	61	7	16	.438	1	4	.250	8	8	1.000	4	8	12	11	10	0	3	7	0	23	7.7
Anderson	3	1	41	7	13	.538	1	3	.333	5	7	.714	1	5	6	4	3	0	1	3	0	20	6.7
Duncan	3	3	71	8	20	.400	0	0	---	3	4	.750	3	18	21	11	9	0	0	6	1	19	6.3
Mills	4	0	76	9	28	.321	5	19	.263	0	0	---	0	9	9	12	3	0	2	3	0	23	5.8
West	4	0	63	11	16	.688	0	1	.000	0	0	---	2	6	8	7	5	0	3	2	0	22	5.5
Marjanovic	3	0	22	5	11	.455	0	0	---	3	4	.750	3	7	10	1	4	0	0	1	0	13	4.3
McCallum	2	0	11	3	6	.500	2	4	.500	0	0	---	1	2	3	3	0	0	0	0	0	8	4.0
Simmons	4	0	32	5	10	.500	0	3	.000	3	3	1.000	1	2	3	4	6	0	0	3	1	13	3.3
Butler	2	0	14	1	3	.333	0	1	.000	0	0	---	0	1	1	2	0	0	0	1	1	2	1.0
Bonner	1	0	2	0	0	---	0	0	---	0	0	---	0	0	0	0	1	0	0	0	0	0	0.0
SPURS	4	-	960	168	340	.494	38	86	.442	65	76	.855	41	137	178	113	91	0	31	56	13	439	109.8
ROCKETS	4	-	960	132	305	.433	32	92	.348	88	133	.662	37	121	158	82	86	0	27	62	21	384	96.0

PLAYER	-- SINGLE-GAME HIGHS --							AVERAGE PER GAME							-CAREER HIGHS (C=SET, T=TIED THIS SEASON) -						
	MIN	REB	AST	ST	TO	BL	PTS	MIN	REB	AST	STL	TO	BLK	PTS	FG	FGA	FT	FTA	REB	AST	PTS
Aldridge	36	16	5	2	2	1	26	32.7	11.0	2.0	0.50	1.3	0.25	23.3	14	29	8T	11	25	6	32
Leonard	39	8	4	5	3	3	27	35.1	5.8	2.0	1.75	1.8	1.25	21.8	9	19C	8C	9C	11	5	27C
Green	32	6	3	3	1	1	18	28.4	4.3	2.3	1.75	0.8	1.00	12.3	6T	14	9	10	6T	5	24
Parker	33	4	10	1	3	0	15	27.9	2.5	6.0	0.50	1.8	0.00	8.5	15	27	9	10	12	14	31
Diaw	25	8	3	2	2	0	20	17.5	2.8	2.3	1.00	1.0	0.00	8.3	9	20	5	6	11	8	22
Ginobili	26	6	5	1	4	0	9	20.3	4.0	3.7	1.00	2.3	0.00	7.7	11	24	8	11	10	11	28
Anderson	23	3	3	1	2	0	11	13.6	2.0	1.3	0.33	1.0	0.00	6.7	4C	8T	2T	3T	8	4	11C
Duncan	32	11	6	0	3	1	13	23.6	7.0	3.7	0.00	2.0	0.33	6.3	15	28	15	21	18	8	37
Mills	21	5	4	1	2	0	9	19.1	2.3	3.0	0.50	0.8	0.00	5.8	6	12	3	4	5C	5	14
West	21	4	2	2	2	0	10	15.8	2.0	1.8	0.75	0.5	0.00	5.5	18	30	11	13	13	7	44
Marjanovic	17	10	1	0	1	0	13	7.4	3.3	0.3	0.00	0.3	0.00	4.3	5C	9C	3C	4C	10C	1C	13C
McCallum	10	3	3	0	0	0	8	5.5	1.5	1.5	0.00	0.0	0.00	4.0	5	8	2	4	3T	6	14
Simmons	12	1	3	0	1	1	6	8.0	0.8	1.0	0.00	0.8	0.25	3.3	3C	4C	3C	3C	1C	3C	6C
Butler	10	1	2	0	1	1	2	7.1	0.5	1.0	0.00	0.5	0.50	1.0	6	13	2	4	7	3	15
Bonner	2	0	0	0	0	0	0	2.1	0.0	0.0	0.00	0.0	0.00	0.0	6	12	5	7	10	3	17

2015-2016 SEASON SERIES (1-3)

HOUSTON ROCKETS

VS. SAN ANTONIO



PLAYER	-FIELD GOALS-			-3-POINT FG--			-FREE THROWS-			--REBOUNDS--							PTS	AVG					
	G	GS	MIN	FG	FGA	PCT	FG	FGA	PCT	FT	FTA	PCT	OFF	DEF	TOT	AST			PF	DQ	STL	TO	BLK
Harden	4	4	137	28	66	.424	8	22	.364	20	21	.952	3	10	13	16	9	0	2	19	2	84	21.0
Howard	4	4	132	17	31	.548	0	0	---	23	41	.561	10	36	46	4	9	0	3	4	3	57	14.3
Terry	4	0	83	15	25	.600	11	20	.550	5	6	.833	0	7	7	5	4	0	3	4	0	46	11.5
Brewer	4	1	74	14	29	.483	2	7	.286	8	11	.727	2	10	12	6	13	0	0	8	1	38	9.5
Jones	4	0	68	13	29	.448	0	7	.000	9	10	.900	1	10	11	3	4	0	2	3	0	35	8.8
Ariza	4	4	119	11	28	.393	7	13	.538	4	6	.667	1	7	8	11	11	0	6	5	3	33	8.3
Beverley	4	4	104	11	30	.367	2	8	.250	6	10	.600	4	10	14	12	12	0	4	2	1	30	7.5
Capela	3	2	72	7	16	.438	0	0	---	5	14	.357	8	9	17	1	8	0	1	5	8	19	6.3
Smith (TOT)	3	1	66	8	25	.320	1	10	.100	2	4	.500	3	14	17	7	9	0	2	8	3	19	6.3
Smith (HOU)	2	1	53	5	19	.263	1	8	.125	2	4	.500	3	12	15	6	7	0	1	5	1	13	6.5
Lawson	4	0	68	7	15	.467	1	3	.333	2	4	.500	2	6	8	13	5	0	4	4	1	17	4.3
Motiejunas	2	0	15	3	8	.375	0	2	.000	0	0	---	1	0	1	1	3	0	0	2	0	6	3.0
Thornton	1	0	21	0	6	.000	0	2	.000	2	2	1.000	2	3	5	3	1	0	0	0	1	2	2.0
Harrell	2	0	7	1	2	.500	0	0	---	0	2	.000	0	1	1	1	0	0	0	0	0	2	1.0
McDaniels	2	0	7	0	1	.000	0	0	---	2	2	1.000	0	0	0	0	0	0	1	0	0	2	1.0
ROCKETS	4	-	960	132	305	.433	32	92	.348	88	133	.662	37	121	158	82	86	0	27	62	21	384	96.0
SPURS	4	-	960	168	340	.494	38	86	.442	65	76	.855	41	137	178	113	91	0	31	56	13	439	109.8



PLAYER	-- SINGLE-GAME HIGHS --							AVERAGE PER GAME							-CAREER HIGHS (C=SET, T=TIED THIS SEASON) -						
	MIN	REB	AST	ST	TO	BL	PTS	MIN	REB	AST	STL	TO	BLK	PTS	FG	FGA	FT	FTA	REB	AST	PTS
Harden	41	4	9	1	5	1	27	34.4	3.3	4.0	0.50	4.8	0.50	21.0	11	25C	15	17	9	10	33
Howard	37	14	2	2	2	2	22	33.0	11.5	1.0	0.75	1.0	0.75	14.3	14	19	13	25	25	3	34
Terry	29	3	3	3	3	0	15	20.6	1.8	1.3	0.75	1.0	0.00	11.5	14	25	8	8	9	10	34
Brewer	22	5	3	0	4	1	15	18.6	3.0	1.5	0.00	2.0	0.25	9.5	12	25	5T	6T	7	4	28
Jones	27	6	3	1	3	0	14	17.0	2.8	0.8	0.50	0.8	0.00	8.8	9	20	6	8	16	3C	21
Ariza	39	4	5	2	3	2	10	29.8	2.0	2.8	1.50	1.3	0.75	8.3	7	21	5	6	11	5T	19
Beverley	31	5	7	2	1	1	10	26.0	3.5	3.0	1.00	0.5	0.25	7.5	5	11	3C	6C	6	7C	12
Capela	32	7	1	1	3	4	8	24.0	5.7	0.3	0.33	1.7	2.67	6.3	4C	6C	3C	10C	7C	1T	8C
Smith (TOT)	29	8	4	1	3	2	11	21.9	5.7	2.3	0.67	2.7	1.00	6.3	10	19	12	26	1		







# SEASON SERIES VS. ROCKETS



<b>SPURS (25-6) – 84</b> <b>ROCKETS (16-15) – 88</b> Toyota Center Houston, TX   12/25/15 Game #31 Away Game #15		<b>HOUSTON</b> – The Spurs saw their seven-game win streak come to an end as they were defeated 88-84 against the Houston Rockets at the Toyota Center on 12/25 ... the Rockets led 25-22 after the first quarter ... Houston would shoot 50 percent in the second half and also receive 18 second half points from guard James Harden to come away with the win ... Harden finished the night with 20 points, 4 rebounds and 9 assists to carry the hosts ... San Antonio had four players score in double figures led by Kawhi Leonard's 20 points, 7 rebounds, 4 assists, 5 steals and 3 blocks ... Tim Duncan tallied his seventh double-double of the season, finishing with 13 points and 11 rebounds in the Silver and Black defeat ... San Antonio outrebounded Houston 47-42 ... the Rockets bench outscored the Spurs bench 41-26 ... the game featured nine ties and 10 lead changes.																																																			
<b>SPURS</b> Leonard – 20 Duncan – 11 Leonard – 4	<b>STATS</b> High Points High Rebounds High Assists	<b>ROCKETS</b> Harden – 20 Howard – 12 Harden – 9																																																			
<b>BOX SCORE</b>																																																					
<table border="1"> <thead> <tr> <th>Team</th> <th>1</th> <th>2</th> <th>3</th> <th>4</th> <th>F</th> <th>FG%</th> <th>3FG%</th> <th>FT%</th> <th>OR</th> <th>DR</th> <th>TR</th> <th>AS</th> <th>PF</th> <th>ST</th> <th>TO</th> <th>BS</th> </tr> </thead> <tbody> <tr> <td><b>SPURS</b></td> <td>22</td> <td>21</td> <td>17</td> <td>24</td> <td><b>84</b></td> <td>40.9</td> <td>26.3</td> <td>87.5</td> <td>14</td> <td>33</td> <td>47</td> <td>24</td> <td>20</td> <td>11</td> <td>15</td> <td>4</td> </tr> <tr> <td><b>ROCKETS</b></td> <td>25</td> <td>13</td> <td>23</td> <td>27</td> <td>88</td> <td>43.2</td> <td>46.7</td> <td>65.4</td> <td>8</td> <td>34</td> <td>42</td> <td>23</td> <td>17</td> <td>8</td> <td>17</td> <td>2</td> </tr> </tbody> </table>			Team	1	2	3	4	F	FG%	3FG%	FT%	OR	DR	TR	AS	PF	ST	TO	BS	<b>SPURS</b>	22	21	17	24	<b>84</b>	40.9	26.3	87.5	14	33	47	24	20	11	15	4	<b>ROCKETS</b>	25	13	23	27	88	43.2	46.7	65.4	8	34	42	23	17	8	17	2
Team	1	2	3	4	F	FG%	3FG%	FT%	OR	DR	TR	AS	PF	ST	TO	BS																																					
<b>SPURS</b>	22	21	17	24	<b>84</b>	40.9	26.3	87.5	14	33	47	24	20	11	15	4																																					
<b>ROCKETS</b>	25	13	23	27	88	43.2	46.7	65.4	8	34	42	23	17	8	17	2																																					

<b>SPURS (29-6) – 121</b> <b>ROCKETS (16-19) – 103</b> AT&T Center San Antonio, TX   1/2/16 Game #35 Home Game #20		<b>SAN ANTONIO</b> – Facing the Houston Rockets for the second time in the last eight days, the Spurs came away with a 121-103 victory at the AT&T Center on 1/2 ... San Antonio recorded a season-high in points (121) and season-high in three-pointers made (13) in the win ... the score was knotted at 65 apiece with 8:49 remaining in the third quarter before the Spurs would end the period on a 31-7 run to lead 96-72 entering the fourth quarter ... Three Spurs scored 20-or-more points with LaMarcus Aldridge leading the way with a game-high 24 points (10-16 FG, 4-4 FT), 9 rebounds and 2 steals ... Boris Diaw came off the bench to finish with 20 (8-13 FG, 2-2 3FG) and 8 rebounds and Kawhi Leonard added 22 points (8-12 FG, 2-2 3FG) ... Houston's Dwight Howard produced a Rockets team-high 22 points and 12 rebounds ... San Antonio improved to 20-0 at the AT&T Center, tying the 1985-86 Houston Rockets for the second longest home win streak in Western Conference history to open a season.																																																			
<b>SPURS</b> Aldridge – 24 Aldridge – 9 Parker – 10	<b>STATS</b> High Points High Rebounds High Assists	<b>ROCKETS</b> Howard – 22 Howard – 12 Beverley – 7																																																			
<b>BOX SCORE</b>																																																					
<table border="1"> <thead> <tr> <th>Team</th> <th>1</th> <th>2</th> <th>3</th> <th>4</th> <th>F</th> <th>FG%</th> <th>3FG%</th> <th>FT%</th> <th>OR</th> <th>DR</th> <th>TR</th> <th>AS</th> <th>PF</th> <th>ST</th> <th>TO</th> <th>BS</th> </tr> </thead> <tbody> <tr> <td><b>SPURS</b></td> <td>29</td> <td>31</td> <td>36</td> <td>25</td> <td><b>121</b></td> <td>52.3</td> <td>54.2</td> <td>94.7</td> <td>8</td> <td>31</td> <td>39</td> <td>31</td> <td>22</td> <td>9</td> <td>11</td> <td>2</td> </tr> <tr> <td><b>ROCKETS</b></td> <td>27</td> <td>28</td> <td>17</td> <td>31</td> <td>103</td> <td>50.0</td> <td>40.9</td> <td>60.6</td> <td>8</td> <td>29</td> <td>37</td> <td>26</td> <td>20</td> <td>7</td> <td>15</td> <td>4</td> </tr> </tbody> </table>			Team	1	2	3	4	F	FG%	3FG%	FT%	OR	DR	TR	AS	PF	ST	TO	BS	<b>SPURS</b>	29	31	36	25	<b>121</b>	52.3	54.2	94.7	8	31	39	31	22	9	11	2	<b>ROCKETS</b>	27	28	17	31	103	50.0	40.9	60.6	8	29	37	26	20	7	15	4
Team	1	2	3	4	F	FG%	3FG%	FT%	OR	DR	TR	AS	PF	ST	TO	BS																																					
<b>SPURS</b>	29	31	36	25	<b>121</b>	52.3	54.2	94.7	8	31	39	31	22	9	11	2																																					
<b>ROCKETS</b>	27	28	17	31	103	50.0	40.9	60.6	8	29	37	26	20	7	15	4																																					

<b>SPURS (39-7) – 130</b> <b>ROCKETS (25-23) – 99</b> AT&T Center San Antonio, TX   1/27/16 Game #46 Home Game #25		<b>SAN ANTONIO</b> – Playing back at home after a three-game road trip, the Spurs improved to 25-0 at the AT&T Center on the season with a 130-99 win over the Houston Rockets on 1/27 ... the Silver and Black recorded a season-high in points (130), first quarter points (35) and first half points (69) ... the hosts had five players score in double figures led by LaMarcus Aldridge who recorded his 14th double-double of the season with a game-high 25 points (9-13 FG, 7-7 FT), 10 rebounds and 5 assists ... San Antonio outrebounded Houston 49-40 and the Spurs starters outscored the Rockets starters 83-58 ... the Spurs dished out 34 assists and shot 56 percent from the field in putting an end to Houston's three-game winning streak ... in the defeat, James Harden recorded a Rockets team-high 20 points ... San Antonio won its 13th game of the season by 25 or more points.																																																			
<b>SPURS</b> Aldridge – 25 Aldridge, Marjanovic – 10 Parker – 7	<b>STATS</b> High Points High Rebounds High Assists	<b>ROCKETS</b> Harden – 20 Howard – 8 Thornton – 3																																																			
<b>BOX SCORE</b>																																																					
<table border="1"> <thead> <tr> <th>Team</th> <th>1</th> <th>2</th> <th>3</th> <th>4</th> <th>F</th> <th>FG%</th> <th>3FG%</th> <th>FT%</th> <th>OR</th> <th>DR</th> <th>TR</th> <th>AS</th> <th>PF</th> <th>ST</th> <th>TO</th> <th>BS</th> </tr> </thead> <tbody> <tr> <td><b>SPURS</b></td> <td>35</td> <td>34</td> <td>33</td> <td>28</td> <td><b>130</b></td> <td>55.6</td> <td>52.2</td> <td>85.7</td> <td>12</td> <td>37</td> <td>49</td> <td>34</td> <td>28</td> <td>7</td> <td>13</td> <td>3</td> </tr> <tr> <td><b>ROCKETS</b></td> <td>29</td> <td>20</td> <td>24</td> <td>26</td> <td>99</td> <td>38.4</td> <td>26.7</td> <td>67.3</td> <td>12</td> <td>28</td> <td>40</td> <td>14</td> <td>22</td> <td>7</td> <td>15</td> <td>11</td> </tr> </tbody> </table>			Team	1	2	3	4	F	FG%	3FG%	FT%	OR	DR	TR	AS	PF	ST	TO	BS	<b>SPURS</b>	35	34	33	28	<b>130</b>	55.6	52.2	85.7	12	37	49	34	28	7	13	3	<b>ROCKETS</b>	29	20	24	26	99	38.4	26.7	67.3	12	28	40	14	22	7	15	11
Team	1	2	3	4	F	FG%	3FG%	FT%	OR	DR	TR	AS	PF	ST	TO	BS																																					
<b>SPURS</b>	35	34	33	28	<b>130</b>	55.6	52.2	85.7	12	37	49	34	28	7	13	3																																					
<b>ROCKETS</b>	29	20	24	26	99	38.4	26.7	67.3	12	28	40	14	22	7	15	11																																					

<b>SPURS (50-9) – 104</b> <b>ROCKETS (29-30) – 94</b> Toyota Center Houston, TX   2/27/16 Game #59 Away Game #31		<b>HOUSTON</b> – San Antonio concluded its annual "Rodeo Road Trip" with a 104-94 win against the Houston Rockets at the Toyota Center on 2/27 ... the win gave the Spurs a 7-1 record on the trip (third-best Rodeo Road Trip ever), marked their fifth victory in a row and extended their NBA record of consecutive 50-win seasons to 17 ... San Antonio led 26-11 after the opening quarter and never trailed on their way to capturing the season series, 3-1 ... Kawhi Leonard recorded a game-high 27 points to go along with 8 rebounds, while LaMarcus Aldridge posted his team-leading 17th double-double with 26 points and 16 rebounds ... Tim Duncan earned his 3,000th career block in the first quarter and later passed Karl Malone for sixth on the all-time rebounding list ... in the loss, Houston's James Harden tallied a Rockets team-high 27 points and Dwight Howard produced a double-double with 11 points and 14 rebounds.																																																			
<b>SPURS</b> Leonard – 27 Aldridge – 16 Duncan – 6	<b>STATS</b> High Points High Rebounds High Assists	<b>ROCKETS</b> Harden – 27 Howard – 14 Ariza – 5																																																			
<b>BOX SCORE</b>																																																					
<table border="1"> <thead> <tr> <th>Team</th> <th>1</th> <th>2</th> <th>3</th> <th>4</th> <th>F</th> <th>FG%</th> <th>3FG%</th> <th>FT%</th> <th>OR</th> <th>DR</th> <th>TR</th> <th>AS</th> <th>PF</th> <th>ST</th> <th>TO</th> <th>BS</th> </tr> </thead> <tbody> <tr> <td><b>SPURS</b></td> <td>26</td> <td>25</td> <td>25</td> <td>28</td> <td><b>104</b></td> <td>48.7</td> <td>42.1</td> <td>78.6</td> <td>7</td> <td>36</td> <td>43</td> <td>24</td> <td>21</td> <td>4</td> <td>13</td> <td>4</td> </tr> <tr> <td><b>ROCKETS</b></td> <td>11</td> <td>20</td> <td>26</td> <td>37</td> <td>94</td> <td>41.7</td> <td>32.0</td> <td>72.7</td> <td>9</td> <td>30</td> <td>39</td> <td>19</td> <td>27</td> <td>5</td> <td>14</td> <td>4</td> </tr> </tbody> </table>			Team	1	2	3	4	F	FG%	3FG%	FT%	OR	DR	TR	AS	PF	ST	TO	BS	<b>SPURS</b>	26	25	25	28	<b>104</b>	48.7	42.1	78.6	7	36	43	24	21	4	13	4	<b>ROCKETS</b>	11	20	26	37	94	41.7	32.0	72.7	9	30	39	19	27	5	14	4
Team	1	2	3	4	F	FG%	3FG%	FT%	OR	DR	TR	AS	PF	ST	TO	BS																																					
<b>SPURS</b>	26	25	25	28	<b>104</b>	48.7	42.1	78.6	7	36	43	24	21	4	13	4																																					
<b>ROCKETS</b>	11	20	26	37	94	41.7	32.0	72.7	9	30	39	19	27	5	14	4																																					



NATIONAL BASKETBALL ASSOCIATION

OFFICIAL SCORER'S REPORT  
FINAL BOX

Friday, December 25, 2015 Toyota Center, Houston, TX  
Officials: #11 Derrick Collins, #23 Jason Phillips, #59 Gary Zelnick

Game Duration: 2:22  
Attendance: 18,319 (Sellout)

VISITOR: San Antonio Spurs (25-6)

POS	MIN	FG	FGA	3P	3PA	FT	FTA	OR	DR	TOT	A	PF	ST	TO	BS	+/-	PTS
2 Kawhi Leonard	F 39:02	8	19	2	5	2	2	4	4	8	4	4	5	1	3	5	20
12 LaMarcus Aldridge	F 35:32	9	17	0	0	0	0	5	4	9	2	3	0	1	0	1	18
21 Tim Duncan	C 32:02	5	10	0	0	3	4	2	9	11	3	4	0	3	0	2	13
14 Danny Green	G 22:21	2	6	1	2	0	0	0	1	1	0	1	1	1	1	-5	5
9 Tony Parker	G 29:00	1	7	0	0	0	0	0	2	2	3	1	1	3	0	-1	2
20 Manu Ginobili	25:39	3	7	1	3	2	2	4	6	3	3	1	3	0	1	9	
8 Patty Mills	19:00	1	5	1	5	0	0	5	5	3	0	1	0	0	-3	3	
33 Boris Diaw	15:58	5	11	0	0	0	0	0	0	0	2	2	1	2	0	-6	10
17 Jonathon Simmons	8:58	1	2	0	1	0	0	0	1	1	3	2	0	1	0	-9	2
30 David West	12:28	1	4	0	1	0	0	1	3	4	1	0	1	0	0	-5	2
1 Kyle Anderson	DNP - Coach's Decision																
15 Matt Bonner	DNP - Coach's Decision																
40 Boban Marjanovic	DNP - Coach's Decision																
240:00		36	88	5	19	7	8	14	33	47	24	20	11	15	4	-4	84
		40.9%		26.3%		87.5%		TM REB: 6		TOT TO: 17 (16 PTS)							

HOME: HOUSTON ROCKETS (16-15)

POS	MIN	FG	FGA	3P	3PA	FT	FTA	OR	DR	TOT	A	PF	ST	TO	BS	+/-	PTS
1 Trevor Ariza	F 28:08	2	4	1	1	2	2	0	4	4	1	4	0	3	0	-5	7
15 Clint Capela	F 31:59	2	6	0	0	2	4	1	2	5	1	1	0	3	1	2	6
12 Dwight Howard	C 35:55	4	6	0	0	3	8	2	10	12	0	2	2	0	0	5	11
13 James Harden	G 38:00	7	21	2	6	4	5	0	4	9	3	0	4	1	4	-2	20
2 Patrick Beverley	G 22:06	1	8	1	4	0	0	1	1	2	3	2	2	1	0	0	3
6 Terrence Jones	22:06	6	11	0	1	2	2	0	6	6	0	0	1	0	0	4	14
3 Ty Lawson	18:42	3	5	1	1	0	0	1	2	3	5	2	0	1	0	3	7
30 David West	19:53	2	6	0	0	0	0	0	5	5	3	0	4	0	9	4	
31 Jason Terry	17:13	3	3	2	2	4	5	0	1	1	1	0	3	1	0	9	12
20 Donatas Motiejunas	6:00	2	4	0	0	0	0	0	0	0	0	0	0	0	-3	4	
35 Montrezl Harrell	DNP - Coach's Decision																
33 KJ McDaniels	DNP - Coach's Decision																
10 Marcus Thornton	DNP - Coach's Decision																
240:00		32	74	7	15	17	26	8	34	42	23	17	8	17	2	4	88
		43.2%		46.7%		65.4%		TM REB: 9		TOT TO: 17 (14 PTS)							

SCORE BY PERIOD

	1	2	3	4	FINAL
Spurs	22	21	17	24	84
ROCKETS	25	13	23	27	88

Inactive: Spurs - Butler, McCallum; Rockets - Dekker  
Points in the Paint: Spurs 48 (23/42), ROCKETS 42 (21/44)  
2nd Chance Points: Spurs 12 (9/13), ROCKETS 6 (3/6)  
Fast Break Points: Spurs 11 (5/6), ROCKETS 7 (2/7)  
Technical Fouls - Defensive Three Second  
Spurs (1): 11:51 2nd  
ROCKETS: NONE

Biggest Lead: Spurs 7, ROCKETS 10  
Lead Changes: 10  
Times Tied: 9

NATIONAL BASKETBALL ASSOCIATION

OFFICIAL SCORER'S REPORT  
FINAL BOX

Saturday, January 02, 2016 AT&T Center, San Antonio, TX  
Officials: #34 Kevin Cutler, #38 Michael Smith, #9 Derrick Stafford

Game Duration: 2:11  
Attendance: 18,652 (Sellout)

VISITOR: Houston Rockets (16-19)

POS	MIN	FG	FGA	3P	3PA	FT	FTA	OR	DR	TOT	A	PF	ST	TO	BS	+/-	PTS
1 Trevor Ariza	F 25:04	4	10	2	4	0	0	1	0	1	3	0	2	1	0	-12	10
15 Clint Capela	F 25:51	4	6	0	0	0	0	1	6	7	0	2	1	0	4	-1	8
12 Dwight Howard	C 37:17	6	9	0	0	10	17	2	10	12	2	1	0	2	0	-6	22
13 James Harden	G 30:28	6	10	2	5	3	3	1	1	2	3	3	1	5	0	-31	17
2 Patrick Beverley	G 30:58	3	8	1	1	3	6	2	3	5	7	3	1	0	0	-10	10
6 Terrence Jones	28:32	3	7	0	2	2	2	0	2	2	3	4	0	3	0	-36	8
3 Ty Lawson	17:59	3	6	0	2	0	0	0	3	3	6	2	1	2	0	-5	6
33 Corey Brewer	18:01	4	10	1	3	2	3	1	1	2	4	0	2	0	0	-7	11
31 Jason Terry	16:15	3	5	3	5	0	0	0	2	2	0	1	0	0	0	-9	9
32 KJ McDaniels	5:18	0	1	0	0	0	0	0	0	0	0	0	0	0	0	4	0
35 Montrezl Harrell	5:18	1	2	0	0	0	0	0	2	0	1	1	0	0	0	0	4
7 Sam Dekker	DNP - Coach's Decision																
20 Donatas Motiejunas	DND - Sore Back																
10 Marcus Thornton	NWT - Coach's Decision																
240:00		37	74	9	22	20	33	8	29	37	26	20	7	15	4	-18	103
		50.0%		40.9%		60.6%		TM REB: 11		TOT TO: 16 (29 PTS)							

HOME: SAN ANTONIO SPURS (29-8)

POS	MIN	FG	FGA	3P	3PA	FT	FTA	OR	DR	TOT	A	PF	ST	TO	BS	+/-	PTS
2 Kawhi Leonard	F 34:11	8	12	2	2	4	5	1	5	6	2	3	0	3	0	13	22
12 LaMarcus Aldridge	F 32:17	10	16	0	0	4	4	2	7	9	0	3	2	1	0	22	24
21 Tim Duncan	C 13:45	0	3	0	0	0	0	0	4	4	2	1	0	1	0	-1	0
14 Danny Green	G 32:05	6	9	6	8	0	0	0	4	4	3	2	3	1	1	12	18
9 Tony Parker	G 26:55	0	6	0	2	2	2	0	4	4	1	0	2	0	2	-2	2
8 Patty Mills	21:28	3	10	3	9	0	0	0	0	0	3	0	1	0	0	-16	9
20 Manu Ginobili	16:01	2	5	0	0	4	4	2	0	2	5	3	1	0	0	15	8
30 David West	20:30	5	6	0	0	0	0	0	1	1	2	3	0	0	0	-1	10
17 Jonathon Simmons	9:14	3	4	0	1	0	0	0	1	1	2	0	1	1	0	6	
33 Boris Diaw	25:23	8	13	2	2	2	3	5	8	2	3	2	1	0	18	20	
40 Boban Marjanovic	3:57	0	2	0	0	0	0	0	0	0	1	0	0	0	0	-2	0
1 Kyle Anderson	2:07	0	0	0	0	0	0	0	0	0	0	0	0	0	0	0	2
15 Matt Bonner	2:07	0	0	0	0	0	0	0	0	0	0	0	0	0	0	0	2
240:00		45	86	13	24	18	19	8	31	39	31	22	9	11	2	18	121
		52.3%		54.2%		84.7%		TM REB: 5		TOT TO: 11 (11 PTS)							

SCORE BY PERIOD

	1	2	3	4	FINAL
Rockets	27	28	17	31	103
SPURS	29	31	36	25	121

Inactive: Spurs - Butler, McCallum  
Points in the Paint: Rockets 46 (23/40), SPURS 44 (22/37)  
2nd Chance Points: Rockets 4 (0/7), SPURS 8 (1/8)  
Fast Break Points: Rockets 27 (10/15), SPURS 15 (6/10)  
Technical Fouls - Defensive Three Second  
Rockets (1): 11:27 3rd  
SPURS (1): 9:51 3rd  
MEMO: Spurs - Season high 3rd FG made  
MEMO: Spurs season high points

Biggest Lead: Rockets 9, SPURS 24  
Lead Changes: 8  
Times Tied: 14

NATIONAL BASKETBALL ASSOCIATION

OFFICIAL SCORER'S REPORT  
FINAL BOX

Wednesday, January 27, 2016 AT&T Center, San Antonio, TX  
Officials: #22 Bill Spooner, #29 Mark Lindsay, #77 Karl Lane

Game Duration: 2:27  
Attendance: 18,418 (Sellout)

VISITOR: Houston Rockets (25-23)

POS	MIN	FG	FGA	3P	3PA	FT	FTA	OR	DR	TOT	A	PF	ST	TO	BS	+/-	PTS
1 Trevor Ariza	F 27:00	2	6	2	4	2	4	0	1	1	2	3	2	1	1	-24	8
33 Corey Brewer	F 13:55	3	8	1	3	1	2	0	1	1	0	4	0	2	0	-5	8
12 Dwight Howard	C 22:42	3	5	0	0	7	8	2	6	8	1	1	0	2	2	-12	13
13 James Harden	G 27:36	5	10	1	3	9	9	1	2	3	2	1	0	5	1	-23	20
2 Patrick Beverley	G 26:10	4	7	0	1	1	2	1	1	2	1	2	1	0	1	-22	9
5 Josh Smith	24:41	4	11	1	6	2	4	1	6	7	2	4	1	3	1	-10	11
15 Clint Capela	14:13	1	4	0	0	3	10	3	2	5	0	5	0	2	3	-18	5
3 Ty Lawson	25:38	0	1	0	0	2	4	1	1	2	2	0	2	0	-13	2	
31 Jason Terry	20:24	3	7	3	7	1	1	0	3	3	1	1	0	0	-7	10	
6 Terrence Jones	16:47	3	10	0	4	5	6	1	2	3	0	0	1	0	-11	11	
10 Marcus Thornton	20:54	0	6	0	2	2	2	3	5	3	1	0	0	1	-10	2	
7 Sam Dekker	NWT - Low back pain																
20 Donatas Motiejunas	DND - Back soreness																
240:00		28	73	8	30	35	52	12	28	40	14	22	7	15	11	-31	99
		38.4%		26.7%		67.3%		TM REB: 12		TOT TO: 15 (27 PTS)							

HOME: SAN ANTONIO SPURS (39-7)

POS	MIN	FG
-----	-----	----



**2015-16 REGULAR SEASON SERIES:** Spurs 2, Clippers 1  
**ALL-TIME SERIES VS. CLIPPERS:** 123-36 (69-10 home, 54-26 road)  
**MOST RECENT PLAYOFF MEETING:** 2015 First Round, Lost 3-4  
**ALL-TIME PLAYOFF SERIES VS. LAC:** 7-4

## CLIPPERS PLAYOFF ROSTER

NO.	PLAYER	POS.	HT.	WT.	DOB	FROM	YRS.
3	Chris Paul	G	6-0	175	5/6/85	Wake Forest	10
4	J.J. Redick	G	6-4	190	6/24/84	Duke	9
6	DeAndre Jordan	C	6-11	265	7/21/88	Texas A&M	7
8	Jeff Green	F	6-9	235	8/28/86	Georgetown	7
9	Pablo Prigioni	G	6-3	185	5/17/77	Argentina	3
11	Jamal Crawford	G	6-5	200	3/20/80	Michigan	15
12	Luc Mbah a Moute	F	6-8	230	9/9/89	UCLA/Cameroon	7
19	Jeff Ayres	F	6-10	250	4/29/87	Arizona State	5
22	Branden Dawson	F	6-6	225	2/1/93	Michigan State	R
25	Austin Rivers	G	6-4	200	8/1/92	Duke	3
30	C.J. Wilcox	G	6-5	195	12/30/90	Washington	1
32	Blake Griffin	F	6-10	251	3/16/89	Oklahoma	5
33	Wesley Johnson	G	6-7	215	7/11/87	Syracuse	5
34	Paul Pierce	F	6-7	235	10/13/77	Kansas	17
45	Cole Aldrich	C	6-11	245	10/31/88	Kansas	5



**HEAD COACH**  
 Doc Rivers  
 (Marquette)

### ASSISTANT COACHES

Mike Woodson (Indiana)  
 Lawrence Frank (Indiana)  
 Sam Cassell (Florida State)  
 Armond Hill (Princeton)  
 Brendan O'Connor (Saint Anselm)  
 Kevin Eastman (Richmond)

### ATHLETIC TRAINER

Jasen Powell (Cal Poly Pomona)

### ASSISTANT TRAINER

Joe Resendez (Louisiana Tech)

2015-2016 SEASON SERIES (2-1)

SAN ANTONIO SPURS

VS. L.A. CLIPPERS

PLAYER	G	GS	MIN	-FIELD GOALS-			-3-POINT FG--			-FREE THROWS-			--REBOUNDS--			PF	DQ	STL	TO	BLK	PTS	AVG	
				FG	FGA	PCT	FG	FGA	PCT	FT	FTA	PCT	OFF	DEF	TOT								AST
Leonard	2	2	70	15	29	.517	1	6	.167	8	9	.889	1	13	14	6	5	0	3	3	0	39	19.5
Aldridge	3	3	87	21	46	.457	0	2	.000	11	14	.786	5	17	22	6	5	0	2	0	1	53	17.7
Parker	3	3	83	15	33	.455	4	7	.571	3	4	.750	1	3	4	12	9	0	2	5	0	37	12.3
Mills	3	0	73	13	28	.464	5	13	.385	1	2	.500	0	8	8	10	6	0	1	1	1	32	10.7
Ginobili	2	0	36	6	14	.429	3	7	.429	3	4	.750	1	1	2	7	6	0	2	1	0	18	9.0
Green	3	3	79	10	20	.500	6	13	.462	0	0	---	2	7	9	4	6	0	2	3	2	26	8.7
Butler	1	0	20	4	7	.571	0	2	.000	0	0	---	0	1	1	0	0	0	0	0	1	8	8.0
West	3	0	49	10	19	.526	1	1	1.000	3	3	1.000	4	10	14	6	6	0	2	3	2	24	8.0
Duncan	3	3	72	9	19	.474	0	0	---	4	6	.667	7	11	18	7	6	0	2	5	0	22	7.3
Anderson	2	1	42	7	12	.583	0	0	---	0	0	---	1	6	7	1	6	0	2	3	2	14	7.0
Simmons	2	0	27	4	7	.571	1	2	.500	1	2	.500	0	5	5	0	7	0	3	4	1	10	5.0
Miller (TOT)	3	0	40	5	9	.556	0	1	.000	4	4	1.000	0	3	3	12	3	0	1	5	0	14	4.7
Miller (SA)	1	0	4	0	0	---	0	0	---	0	0	---	0	2	2	1	0	0	0	0	0	0	0.0
Marjanovic	2	0	13	2	2	1.000	0	0	---	5	6	.833	2	2	4	2	0	0	0	0	0	9	4.5
McCallum	1	0	8	1	2	.500	0	0	---	1	2	.500	0	0	1	0	0	1	0	0	0	3	3.0
Diaw	3	0	44	3	9	.333	1	2	.500	1	1	1.000	3	5	8	6	4	0	2	4	0	8	2.7
Martin (TOT)	3	2	50	3	13	.231	0	2	.000	2	2	1.000	0	6	6	0	5	0	2	2	0	8	2.7
Martin (SA)	1	0	12	2	5	.400	0	1	.000	2	2	1.000	0	1	1	0	1	0	1	0	0	6	6.0
SPURS	3	-	720	122	252	.484	22	56	.393	43	55	.782	27	92	119	69	67	0	24	35	10	309	103.0
CLIPPERS	3	-	720	107	219	.489	30	68	.441	55	82	.671	19	90	109	61	59	0	19	46	19	299	99.7

PLAYER	-- SINGLE-GAME HIGHS --					AVERAGE PER GAME					-CAREER HIGHS (C=SET, T=TIED THIS SEASON) -										
	MIN	REB	AST	ST	BLK	PTS	MIN	REB	AST	STL	TO	BLK	PTS	FG	FGA	FT	FTA	REB	AST	PTS	
Leonard	36	9	4	3	3	0	20	34.8	7.0	3.0	1.50	1.5	0.00	19.5	10	18	6C	7C	10	6	26
Aldridge	32	13	3	2	0	1	26	29.1	7.3	2.0	0.67	0.0	0.33	17.7	15	31	9	11	13C	7	37
Parker	31	2	5	1	2	0	21	27.8	1.3	4.0	0.67	1.7	0.00	12.3	12	23	11	13	6	15	31
Mills	25	5	6	1	1	1	15	24.3	2.7	3.3	0.33	0.3	0.33	10.7	9	15	5	6	5T	6C	25
Ginobili	21	1	5	2	1	0	13	18.2	1.0	3.5	1.00	0.5	0.00	9.0	12	27	12	14	8	10	40
Green	28	5	3	1	2	2	12	26.3	3.0	1.3	0.67	1.0	0.67	8.7	6	13	2	2	6	7	16
Butler	20	1	0	0	0	1	8	20.1	1.0	0.0	0.00	0.0	1.00	8.0	12	19	5	6	6	5	32
West	18	6	4	1	2	2	12	16.5	4.7	2.0	0.67	1.0	0.67	8.0	15	26	11	14	12	7	33
Duncan	29	7	4	1	3	0	14	24.1	6.0	2.3	0.67	1.7	0.00	7.3	16	29	10	13	22	10	34
Anderson	28	4	1	2	3	2	8	21.1	3.5	0.5	1.00	1.5	1.00	7.0	4C	6C	0T	0T	4C	1T	8C
Simmons	18	4	0	2	4	1	5	13.4	2.5	0.0	1.50	2.0	0.50	5.0	2C	5C	1C	2C	4C	0C	5C
Miller (TOT)	21	2	7	1	3	0	11	13.2	1.0	4.0	0.33	1.7	0.00	4.7	10	20	11	15	8	16	24
Miller (SA)	4	2	1	0	0	0	0	3.8	2.0	1.0	0.00	0.0	0.00	0.0							
Marjanovic	9	3	1	0	0	0	6	6.7	2.0	1.0	0.00	0.0	0.00	4.5	2C	2C	3C	4C	3C	1C	6C
McCallum	8	0	1	1	0	0	3	7.9	0.0	1.0	1.00	0.0	0.00	3.0	4	13	2	2T	7	8	10
Diaw	19	4	5	1	2	0	5	14.6	2.7	2.0	0.67	1.3	0.00	2.7	12	15	4	8	11	9	24
Martin (TOT)	23	3	0	1	1	0	6	16.6	2.0	0.0	0.67	0.7	0.00	2.7	11	22	10	12	10	8	30
Martin (SA)	12	1	0	0	1	0	6	12.1	1.0	0.0	0.00	1.0	0.00	6.0							

2015-2016 SEASON SERIES (1-2)

LOS ANGELES CLIPPERS



VS. SAN ANTONIO



PLAYER	G	GS	MIN	-FIELD GOALS-			-3-POINT FG--			-FREE THROWS-			--REBOUNDS--			PF	DQ	STL	TO	BLK	PTS	AVG	
				FG	FGA	PCT	FG	FGA	PCT	FT	FTA	PCT	OFF	DEF	TOT								AST
Paul	3	3	105	26	48	.542	6	15	.400	19	20	.950	1	10	11	30	8	0	7	7	1	77	25.7
Griffin	1	1	40	10	19	.526	2	2	1.000	3	4	.750	0	5	5	3	0	1	1	0	25	25.0	
Redick	3	3	93	17	31	.548	7	11	.636	4	6	.667	0	4	4	2	5	0	1	2	0	45	15.0
Jordan	3	3	109	15	20	.750	0	0	---	11	26	.423	9	39	48	1	8	0	3	7	5	41	13.7
Green (TOT)	3	3	87	12	31	.387	4	9	.444	3	4	.750	1	10	11	3	6	0	1	3	1	31	10.3
Green (LAC)	1	1	32	5	13	.385	3	7	.429	2	2	1.000	1	1	2	0	4	0	2	1	15	15.0	
Crawford	3	0	69	8	27	.296	3	10	.300	6	6	1.000	2	2	4	12	5	0	0	7	1	25	8.3
Aldrich	2	0	34	7	9	.778	0	0	---	1	3	.333	3	9	12	2	6	0	1	2	3	15	7.5
Pierce	2	1	31	5	12	.417	3	6	.500	2	2	1.000	1	5	6	1	4	0	0	1	1	15	7.5
Smith	1	0	12	3	6	.500	0	2	.000	0	0	---	0	2	2	1	2	0	1	3	2	6	6.0
W. Johnson	3	0	68	4	12	.333	2	8	.250	2	2	1.000	1	8	9	1	1	0	2	3	4	12	4.0
Rivers	2	0	32	3	9	.333	1	2	.500	1	2	.500	0	2	2	4	1	0	0	3	0	8	4.0
Mbah a Moute	3	3	63	3	10	.300	2	3	.667	2	6	.333	1	3	4	0	9	0	3	2	1	10	3.3
Prigioni	1	0	13	1	2	.500	1	1	1.000	0	0	---	0	0	0	1	0	0	0	0	0	3	3.0
Wilcox	1	0	9	0	0	---	0	0	---	2	3	.667	0	0	0	1	2	0	0	0	0	2	2.0
Dawson	1	0	1	0	0	---	0	0	---	0	0	---	0	0	0	0	0	0	0	0	0	0	0.0
Stephenson	1	0	10	0	1	.000	0	1	.000	0	0	---	0	0	0	0	1	0	0	1	0	0	0.0
CLIPPERS	3	-	720	107	219	.489	30	68	.441	55	82	.671	19	90	109	61	59	0	19	46	19	299	99.7
SPURS	3	-	720	122	252	.484	22	56	.393	43	55	.782	27	92	119	69	67	0	24	35	10	309	103.0



PLAYER	-- SINGLE-GAME HIGHS --					AVERAGE PER GAME					-CAREER HIGHS (C=SET, T=TIED THIS SEASON) -										
	MIN	REB	AST	ST	BLK	PTS	MIN	REB	AST	STL	TO	BLK	PTS	FG	FGA	FT	FTA	REB	AST	PTS	
Paul	37	5	12	3	3	1	28	34.9	3.7	10.0	2.33	2.3	0.33	25.7	15	23	9T	10T	12	17	38
Griffin	40	5	5	1	1	0	25	40.0	5.0	5.0	1.00	1.0	0.00	25.0	14	24	11	15	20	6	35
Redick	33	2	1	1	1	0	17	31.0	1.3	0.7	0.33	0.7	0.00	15.0	7C	13T	6	6	6	4	21
Jordan	37	17	1	3	4	2	16	36.2	16.0	0.3	1.00	2.3	1.67	13.7	10	12	10	28	19	2	26
Green (TOT)	32	7	2	1	2	1	15	28.9	3.7	1.0	0.33	1.0	0.33	10.3	14	23	5	5	11	4	33
Green (LAC)	32	2	0	0	2	1	15	31.5	2.0	0.0	0.00	2.0	1.00	15.0							
Crawford	30	2	6	0	7	1	19	22.9	1.3	4.0	0.00	2.3	0.33	8.3	11	26	10	14	6	8	28
Aldrich	20	8	2	1	1	3	8	17.0	6.0	1.0	0.50	1.0	1.50	7.5	4T	7	2	2T	8C	3	10
Pierce	23	4	1	0	1	1	12	15.7	3.0	0.5	0.00	0.5	0.50	7.5	16	26	10	12	12	7	37
Smith	12	2	1	1	3	2	6	12.3	2.0	1.0	1.00	3.0	2.00	6.0	10	19	12	26	16	7	24
W. Johnson	32	6	1	2	2	7	22.6														

# SEASON SERIES VS. CLIPPERS



<b>SPURS (23-5) – 115</b> <b>CLIPPERS (16-11) – 107</b> AT&T Center San Antonio, TX  12/18/15 Game #28 Home Game #15 		<b>SAN ANTONIO</b> – The Spurs picked up their fifth straight win with a 115-107 victory over the Los Angeles Clippers at the AT&T Center on 12/18 ... the contest marked the first time the pair of teams had faced each other since last season's seven-game first round playoff series ... Los Angeles led 30-26 after the first period and 88-85 entering the fourth quarter ... San Antonio outscored the visitors 30-19 in the final period to improve their home record to 15-0 on the season ... all five Spurs starters scored in double figures led by LaMarcus Aldridge who posted his ninth double-double of the season, finishing with a Silver and Black team-high 26 points (11-18 FG, 4-6 FT) to go along with 13 rebounds and 3 assists ... Spurs guard Tony Parker tallied 21 points with 10 coming in the fourth quarter ... Chris Paul (27 points, 10 assists), Blake Griffin (25 points, 5 rebounds, 5 assists) and DeAndre Jordan (16 points, 17 rebounds) all paced the visitors in the losing effort ... the pair of teams will meet twice more in the regular season.														
<b>SPURS</b> Aldridge – 26 Aldridge – 13 Diaw, Ginobili – 5		<b>STATS</b> High Points High Rebounds High Assists		<b>CLIPPERS</b> Paul – 27 Jordan – 17 Paul – 10												
<b>BOX SCORE</b>																
<b>Team</b>	<b>1</b>	<b>2</b>	<b>3</b>	<b>4</b>	<b>F</b>	<b>FG%</b>	<b>3FG%</b>	<b>FT%</b>	<b>OR</b>	<b>DR</b>	<b>TR</b>	<b>AS</b>	<b>PF</b>	<b>ST</b>	<b>TO</b>	<b>BS</b>
<b>SPURS</b>	26	29	30	30	<b>115</b>	49.4	52.6	79.2	10	34	44	25	30	7	8	4
<b>CLIPPERS</b>	30	25	33	19	107	50.0	41.7	62.5	6	31	37	23	22	6	10	8

<b>SPURS (45-9) – 86</b> <b>CLIPPERS (36-18) – 105</b> STAPLES Center Los Angeles, CA  2/18/16 Game #54 Away Game #26 		<b>LOS ANGELES</b> – Back in action for the first time since before the All-Star break, the Spurs were defeated 105-86 against the Los Angeles Clippers at STAPLES Center on 2/18 ... Los Angeles guard Chris Paul paced the hosts tallying a double-double with a game-high 28 points (9-18 FG, 3-7 3FG, 7-7 FT) to go along with 12 assists in 37 minutes ... 26 of Paul's 28 points came following halftime ... the hosts connected on 12 three-pointers and outrebounded San Antonio 45-33 ... in the defeat, Tony Parker led the Silver and Black with a team-high 14 points and 4 assists in 28 minutes ... off the bench, David West chipped in 12 points (4-6 FG, 1-1 3FG, 3-3 FT), 4 rebounds and 4 assists in 18 minutes ... San Antonio outscored Los Angeles in the paint (44-38) and also recorded fewer turnovers ... the Spurs were without All-Star Kawhi Leonard who missed the contest with tightness in his left calf ... the loss put an end to San Antonio's six-game win streak and the teams will meet once more this season.														
<b>SPURS</b> Parker – 14 Duncan – 6 Parker, West – 4		<b>STATS</b> High Points High Rebounds High Assists		<b>CLIPPERS</b> Paul – 28 Jordan – 17 Paul – 12												
<b>BOX SCORE</b>																
<b>Team</b>	<b>1</b>	<b>2</b>	<b>3</b>	<b>4</b>	<b>F</b>	<b>FG%</b>	<b>3FG%</b>	<b>FT%</b>	<b>OR</b>	<b>DR</b>	<b>TR</b>	<b>AS</b>	<b>PF</b>	<b>ST</b>	<b>TO</b>	<b>BS</b>
<b>SPURS</b>	15	19	29	23	<b>86</b>	42.2	23.5	80.0	5	28	33	19	16	11	15	2
<b>CLIPPERS</b>	21	21	30	33	105	50.0	48.0	75.0	8	37	45	23	20	8	18	7

<b>SPURS (57-10) – 108</b> <b>CLIPPERS (42-24) – 87</b> AT&T Center San Antonio, TX  3/15/16 Game #67 Home Game #33 		<b>SAN ANTONIO</b> – Facing the Los Angeles Clippers for the third and final time this season, the Spurs picked up a 108-87 victory at the AT&T Center on 3/15 ... leading 71-70 through three quarters, San Antonio outscored the visitors 37-17 in the fourth to win their 20th game of the season by 20+ points ... the final stanza saw San Antonio shoot 71.4 percent from the floor, 80 percent from beyond the arc and outrebound Los Angeles 14-2 ... the Spurs bench scored 27 of the team's 37 fourth quarter points ... five San Antonio players scored in double figures on the night led by Kawhi Leonard who finished with 20 points (9-15 FG, 2-2 FT), 5 rebounds, 4 assists and 3 steals in 34 minutes ... Tim Duncan scored his 26,397th career-point to move past John Havlicek into 14th place on the NBA's all-time scoring list, concluding the game with 6 points and a team-high 7 rebounds ... Los Angeles recorded a Spurs opponent season-low 27 rebounds in the defeat.														
<b>SPURS</b> Leonard – 20 Duncan – 7 Mills – 6		<b>STATS</b> High Points High Rebounds High Assists		<b>CLIPPERS</b> Paul – 22 Jordan – 14 Paul – 8												
<b>BOX SCORE</b>																
<b>Team</b>	<b>1</b>	<b>2</b>	<b>3</b>	<b>4</b>	<b>F</b>	<b>FG%</b>	<b>3FG%</b>	<b>FT%</b>	<b>OR</b>	<b>DR</b>	<b>TR</b>	<b>AS</b>	<b>PF</b>	<b>ST</b>	<b>TO</b>	<b>BS</b>
<b>SPURS</b>	19	29	23	37	<b>108</b>	53.7	40.0	75.0	12	30	42	25	21	6	10	4
<b>CLIPPERS</b>	21	23	26	17	87	46.4	42.1	68.2	5	22	27	15	17	5	13	4

NATIONAL BASKETBALL ASSOCIATION

OFFICIAL SCORER'S REPORT  
FINAL BOX

Friday, December 18, 2015 AT&T Center, San Antonio, TX  
Officials: #14 Ed Malloy, #20 Leroy Richardson, #45 Brian Forte

Game Duration: 2:38  
Attendance: 18,418 (Sellout)

VISITOR: Los Angeles Clippers (16-11)

POS	MIN	FG	FGA	3P	3PA	FT	FTA	OR	DR	TOT	A	PF	ST	TO	BS	+/-	PTS		
12	Luc Mbah a Moute	F	21:54	1	3	1	2	2	2	0	1	0	2	1	1	0	5	5	
32	Blake Griffin	F	39:58	10	19	2	3	4	0	5	5	3	1	1	0	9	25		
6	DeAndre Jordan	C	35:05	4	6	0	0	8	20	4	13	17	0	3	0	2	-4	16	
4	JJ Redick	G	32:35	5	9	3	6	1	2	0	2	1	1	0	0	0	2	14	
3	Chris Paul	G	34:22	8	14	2	5	9	10	1	2	10	5	3	2	0	5	27	
33	Weesley Johnson		14:47	2	4	1	3	2	2	0	3	3	0	1	0	1	2	-7	7
11	Jamal Crawford		16:32	0	3	0	1	0	0	0	1	1	3	2	0	0	1	-10	0
5	Josh Smith		12:19	3	6	0	2	0	0	0	2	2	1	2	1	3	2	-4	6
25	Austin Rivers		13:42	2	4	0	1	0	0	0	2	2	3	0	0	1	0	-13	4
34	Paul Pierce		8:28	1	3	1	1	0	0	1	1	2	0	2	0	0	1	-14	3
1	Lance Stephenson		10:19	0	1	0	1	0	0	0	0	0	1	0	1	0	-8	0	
45	Cole Aldrich		DNP																
9	Pablo Prigioni		DNP - Coach's Decision																
			240:00	36	72	10	24	25	40	6	31	37	23	22	6	10	8	-8	107
				50.0%	41.7%	62.5%													

HOME: SAN ANTONIO SPURS (23-5)

POS	MIN	FG	FGA	3P	3PA	FT	FTA	OR	DR	TOT	A	PF	ST	TO	BS	+/-	PTS		
2	Kawhi Leonard	F	35:54	6	14	1	3	6	7	1	8	9	2	3	0	0	10	19	
12	LaMarcus Aldridge	F	32:17	11	18	0	0	4	6	2	11	13	3	4	0	0	1	2	28
21	Tim Duncan	C	29:25	5	8	0	0	4	6	3	2	5	4	2	1	2	0	5	14
14	Danny Green	G	24:37	4	6	2	4	0	0	1	3	4	0	2	0	1	2	-5	10
9	Tony Parker	G	31:13	8	15	3	3	2	2	1	0	1	3	2	1	1	0	-21	21
30	David West		14:19	2	6	0	0	0	0	0	4	4	1	5	1	1	0	6	4
20	Manu Ginobili		20:46	1	6	1	2	2	2	1	0	1	5	3	2	0	0	9	5
8	Patty Mills		23:52	3	9	2	5	0	0	0	2	2	2	2	0	1	1	10	8
33	Boris Diaw		19:11	1	3	0	1	1	1	3	4	5	4	1	2	0	7	3	
17	Jonathan Simmons		8:27	2	2	1	1	0	0	1	1	0	3	1	0	0	17	5	
1	Kyle Anderson		DNP - Coach's Decision																
15	Matt Bonner		DNP - Coach's Decision																
40	Boban Marjanovic		DNP - Coach's Decision																
			240:00	43	87	10	19	19	24	10	34	44	25	30	7	8	4	8	115
				49.4%	52.6%	79.2%													

SCORE BY PERIOD

1	2	3	4	FINAL	
Clippers	30	25	33	19	107
SPURS	26	29	30	30	115

Inactive: Clippers - Dawson, Wilcox; Spurs - Butler, McCallum

Points in the Paint: Clippers 26 (13/22), SPURS 40 (20/40)

2nd Chance Points: Clippers 11 (3/6), SPURS 17 (7/8)

Fast Break Points: Clippers 12 (1/4), SPURS 8 (3/8)

Technical Fouls - Defensive Three Second

Clippers (2): 6:35 1st, 2:32 1st

SPURS (2): 3:13 1st, 10:56 3rd

MEMO: Aldridge - Ties season high points

Biggest Lead: Clippers 7, SPURS 8

Lead Changes: 15

Times Tied: 10

NATIONAL BASKETBALL ASSOCIATION

OFFICIAL SCORER'S REPORT  
FINAL BOX

Thursday, February 18, 2016 STAPLES Center, Los Angeles, CA  
Officials: #3 Nick Buchert, #49 Tom Washington, #58 Gary Zielinski

Game Duration: 2:14  
Attendance: 19,410 (Sellout)

VISITOR: San Antonio Spurs (45-9)

POS	MIN	FG	FGA	3P	3PA	FT	FTA	OR	DR	TOT	A	PF	ST	TO	BS	+/-	PTS		
1	Kyle Anderson	F	27:50	4	6	0	0	0	0	0	3	3	1	4	2	3	0	-13	8
12	LaMarcus Aldridge	F	25:25	3	12	0	1	4	4	2	1	3	1	0	0	0	0	-23	10
21	Tim Duncan	C	20:29	1	6	0	0	0	0	0	6	6	1	2	1	3	0	-18	2
14	Danny Green	G	28:17	2	9	0	4	0	0	1	4	5	3	0	1	0	0	-20	4
9	Tony Parker	G	27:44	6	13	1	3	1	2	0	1	1	4	4	1	2	0	-17	14
33	Boris Diaw		11:12	2	5	1	1	0	0	1	1	2	1	0	1	1	0	-5	5
8	Patty Mills		25:26	4	10	1	4	0	0	0	1	1	2	2	1	0	0	5	9
17	Jonathan Simmons		18:21	2	5	0	1	1	2	0	4	4	0	4	2	4	1	-8	5
30	David West		18:07	4	8	1	3	3	0	4	4	4	0	1	2	1	0	9	12
18	Rasual Butler		20:04	4	7	0	2	0	0	0	1	1	0	0	0	0	1	-12	8
40	Boban Marjanovic		9:12	2	2	0	0	2	2	1	2	3	1	0	0	0	0	12	6
3	Ray McCallum		7:53	1	2	0	1	2	0	0	0	1	0	1	0	0	0	-7	3
2	Kawhi Leonard		DND - Tightness left calf																
			240:00	35	83	4	17	12	15	5	28	33	19	16	11	15	2	-19	86
				42.2%	23.5%	80.0%													

HOME: LOS ANGELES CLIPPERS (36-18)

POS	MIN	FG	FGA	3P	3PA	FT	FTA	OR	DR	TOT	A	PF	ST	TO	BS	+/-	PTS		
12	Luc Mbah a Moute	F	18:09	2	6	1	1	0	0	1	1	2	0	4	1	1	0	15	5
34	Paul Pierce	F	22:54	4	9	2	5	2	2	0	4	4	1	2	0	1	0	8	12
6	DeAndre Jordan	C	36:59	4	6	0	0	1	2	2	15	17	1	3	3	3	0	28	9
4	JJ Redick	G	31:37	7	13	2	2	1	2	0	1	1	0	3	1	1	0	23	17
3	Chris Paul	G	36:57	9	18	3	7	7	7	0	5	12	2	1	2	1	2	25	28
33	Weesley Johnson		32:20	2	6	1	4	0	0	1	5	6	0	2	2	1	2	5	
45	Cole Aldrich		20:23	4	5	0	0	0	2	2	6	8	2	3	0	1	3	-10	8
11	Jamal Crawford		29:57	7	15	3	6	2	2	0	2	6	1	0	7	0	6	19	
30	CJ Wilcox		9:16	0	0	0	0	2	3	0	0	0	1	2	0	0	0	-3	2
22	Branden Dawson		1:28	0	0	0	0	0	0	0	0	0	0	0	0	0	0	1	0
9	Pablo Prigioni		NWT - Viral illness																
			240:00	39	78	12	25	15	20	8	37	45	23	20	8	18	7	19	105
				50.0%	48.0%	75.0%													

SCORE BY PERIOD

1	2	3	4	FINAL	
Spurs	15	19	29	23	86
CLIPPERS	21	21	30	33	105

Inactive: Spurs - Bonner, Ginobili; Clippers - Griffin, Rivers

Points in the Paint: Spurs 44 (22/42), CLIPPERS 38 (19/32)

2nd Chance Points: Spurs 10 (4/5), CLIPPERS 13 (6/8)

Fast Break Points: Spurs 11 (5/11), CLIPPERS 14 (4/6)

Biggest Lead: Spurs --, CLIPPERS 20

Lead Changes: 0

Times Tied: 0

NATIONAL BASKETBALL ASSOCIATION

OFFICIAL SCORER'S REPORT  
FINAL BOX

Tuesday, March 15, 2016 AT&T Center, San Antonio, TX  
Officials: #15 Zach Zarba, #29 Mark Lindsay, #3 Nick Buchert

Game Duration: 2:06  
Attendance: 18,418 (Sellout)

VISITOR: Los Angeles Clippers (42-24)

POS	MIN	FG	FGA	3P	3PA	FT	FTA	OR	DR	TOT	A	PF	ST	TO	BS	+/-	PTS		
12	Luc Mbah a Moute	F	22:39	0	1	0	0	0	4	0	1	1	0	3	1	0	1	-3	0
8	Jeff Green	F	31:30	5	13	3	7	2	2	1	1	2	0	4	0	2	1	-6	15
6	DeAndre Jordan	C	36:37	7	8	0	0	2	4	3	11	14	0	2	0	4	1	-2	16
4	JJ Redick	G	28:50	5	9	2	3	2	2										





**2015-16 REGULAR SEASON SERIES:** Spurs 4, Grizzlies 0  
**ALL-TIME SERIES VS. GRIZZLIES:** 63-20 (34-7 home, 29-13 road)  
**MOST RECENT PLAYOFF MEETING:** 2013 WC Finals, Won 4-0  
**ALL-TIME PLAYOFF SERIES VS. MEM:** 10-4

## GRIZZLIES PLAYOFF ROSTER

NO.	PLAYER	POS.	HT.	WT.	DOB	FROM	YRS.
0	JaMychal Green	F	6-8	228	6/21/90	Alabama	R
1	Lance Stephenson	G	6-5	230	9/5/90	Cincinnati	5
3	Jordan Adams	G	6-5	209	7/8/94	UCLA	1
4	Jordan Farmar	G	6-2	180	11/30/86	UCLA	8
7	Chris Andersen	C	6-10	245	7/7/78	Blinn	13
8	Bryce Cotton	G	6-1	165	8/11/92	Providence	1
9	Tony Allen	G	6-4	213	1/11/82	Oklahoma State	11
10	Jarell Martin	F	6-10	239	5/24/91	LSU	R
11	Mike Conley	G	6-1	175	10/11/87	Ohio State	8
14	Xavier Munford	G	6-3	180	6/1/92	Rhode Island	R
15	Vince Carter	G	6-6	220	1/26/77	North Carolina	17
19	P.J. Hairston	G/F	6-6	230	12/24/92	Texas Legends (D-League)	1
22	Matt Barnes	F	6-7	226	3/9/80	UCLA	12
33	Marc Gasol	C	7-1	255	1/29/85	Spain	7
34	Brandan Wright	F	6-10	210	10/5/85	North Carolina	7
50	Zach Randolph	F	6-9	260	7/16/81	Michigan State	14



**HEAD COACH**  
 David Joerger  
 (Moorhead State)

### ASSISTANT COACHES

Elston Turner (Mississippi)  
 Jeff Bzdelik (Ill.-Chicago)  
 Bob Thornton (Cal-Irvine)  
 Shawn Respert (Michigan State)  
 Duane Ticknor (S. Dakota)  
 Jason March (Florida State)

### ATHLETIC TRAINER

Drew Graham (Ohio State)

PLAYER	G	GS	MIN	-FIELD GOALS-			-3-POINT FG--			-FREE THROWS-			--REBOUNDS--			PF	DQ	STL	TO	BLK	PTS	AVG	
				FG	FGA	PCT	FG	FGA	PCT	FT	FTA	PCT	OFF	DEF	TOT								AST
Aldridge	3	3	97	30	46	.652	0	0	---	21	26	.808	11	18	29	4	2	0	2	3	8	81	27.0
Leonard	2	2	73	14	28	.500	10	15	.667	8	10	.800	2	13	15	6	3	0	2	1	2	46	23.0
Parker	3	3	89	19	33	.576	0	1	.000	11	12	.917	3	8	11	13	4	0	2	8	2	49	16.3
Ginobili	3	0	69	15	25	.600	7	10	.700	4	6	.667	1	6	7	11	3	0	3	7	0	41	13.7
Duncan	3	3	98	14	22	.636	0	0	---	0	1	.000	5	23	28	16	8	0	6	5	5	28	9.3
Martin (TOT)	5	1	101	13	38	.342	8	17	.471	11	11	1.000	3	10	13	7	11	0	3	9	0	45	9.0
Martin (SA)	2	1	56	4	16	.250	3	8	.375	3	3	1.000	1	4	5	3	6	0	1	3	0	14	7.0
Mills	3	0	63	10	20	.500	4	11	.364	0	0	---	1	4	5	7	4	0	2	5	0	24	8.0
West	3	1	53	10	15	.667	0	0	---	2	4	.500	1	10	11	2	9	0	1	5	1	22	7.3
Anderson	4	2	94	10	18	.556	1	3	.333	6	6	1.000	1	13	14	13	6	0	5	3	3	27	6.8
Miller (TOT)	3	1	78	9	20	.450	0	3	.000	2	6	.333	2	2	4	15	7	0	5	4	0	20	6.7
Miller (SA)	2	1	44	5	12	.417	0	2	.000	2	6	.333	1	0	1	7	3	0	2	2	0	12	6.0
Diaw	3	0	47	7	17	.412	0	1	.000	3	4	.750	2	9	11	3	5	0	0	8	1	17	5.7
Green	3	3	83	7	22	.318	1	13	.077	2	2	1.000	1	11	12	5	7	0	3	7	2	17	5.7
Simmons	3	0	37	5	13	.385	1	3	.333	2	4	.500	1	5	6	3	6	0	1	1	0	13	4.3
Bonner	4	0	15	4	9	.444	2	5	.400	0	0	---	1	2	3	0	4	0	1	1	0	10	2.5
Marjanovic	3	1	36	1	5	.200	0	0	---	3	4	.750	3	7	10	2	4	0	0	1	5	17	5.7
Butler	1	0	6	0	0	---	0	0	---	0	0	---	0	0	0	0	0	0	1	1	0	0	0.0
McCallum	1	0	0	0	0	---	0	0	---	0	0	---	0	0	0	0	0	0	0	0	0	0	0.0
SPURS	4	-	960	155	301	.515	29	72	.403	67	88	.761	35	133	168	95	74	0	31	62	26	406	101.5
GRIZZLIES	4	-	960	139	320	.434	16	62	.258	62	79	.785	37	105	142	80	81	0	38	53	16	356	89.0

PLAYER	-- SINGLE-GAME HIGHS --						----- AVERAGE PER GAME -----					----- CAREER HIGHS (C=SET, T=TIED THIS SEASON) -----									
	MIN	REB	AST	ST	TO	BL	PTS	MIN	REB	AST	STL	TO	BLK	PTS	FG	FGA	FT	FTA	REB	AST	PTS
Aldridge	33	13	3	2	1	3	32	32.2	9.7	1.3	0.67	1.0	2.67	27.0	12T	23	9T	11C	16	6	32T
Leonard	40	8	3	2	1	1	27	36.6	7.5	3.0	1.00	0.5	1.00	23.0	12	17	6C	8C	10	5	27C
Parker	33	7	5	1	5	1	18	29.5	3.7	4.3	0.67	2.7	0.67	16.3	15	26	12	12	7T	12	37
Ginobili	24	4	5	1	3	0	15	23.0	2.3	3.7	1.00	2.3	0.00	13.7	10	22	13	16	8	9	35
Duncan	36	10	7	4	3	3	12	32.8	9.3	5.3	2.00	1.7	1.67	9.3	19	31	14	19	21	10	42
Martin (TOT)	34	4	2	2	4	0	13	20.1	2.6	1.4	0.60	1.8	0.00	9.0	14	27	16	18	7	6	48
Martin (SA)	34	3	2	1	2	0	13	27.8	2.5	1.5	0.50	1.5	0.00	7.0							
Mills	22	2	4	2	2	0	17	20.9	1.7	2.3	0.67	1.7	0.00	8.0	7C	10T	4	5	6	4T	17C
West	25	5	1	1	3	1	8	17.7	3.7	0.7	0.33	1.7	0.33	7.3	17	29	8	10	14	5	40
Anderson	36	6	7	4	3	1	13	23.4	3.5	3.3	1.25	0.8	0.75	6.8	4C	6C	4C	4C	6C	7C	13C
Miller (TOT)	34	3	8	3	2	0	8	26.0	1.3	5.0	1.67	1.3	0.00	6.7	10	18	9	11	10	16	29
Miller (SA)	28	1	4	1	1	0	8	22.2	0.5	3.5	1.00	1.0	0.00	6.0							
Diaw	21	6	2	0	5	1	13	15.6	3.7	1.0	0.00	2.7	0.33	5.7	11	15	4	4T	13	10	26
Green	30	7	2	2	4	2	9	27.7	4.0	1.7	1.00	2.3	0.67	5.7	9	17	3	5	7T	5	25
Simmons	20	3	2	1	1	0	8	12.5	2.0	1.0	0.33	0.3	0.00	4.3	3C	7C	1C	2C	3C	2C	8C
Bonner	9	2	0	1	0	1	5	3.8	0.8	0.0	0.25	0.3	0.00	2.5	7	13	5	5	10	3	19
Marjanovic	30	9	2	0	0	1	5	12.1	3.3	0.7	0.00	0.0	0.33	1.7	1C	4C	3C	4C	9C	2C	5C
Butler	6	0	0	0	1	1	0	6.3	0.0	0.0	0.00	1.0	1.00	0.0	6	17	3	5	7	2	17
McCallum	0	0	0	0	0	0	0	0.2	0.0	0.0	0.00	0.0	0.00	0.0	4	9	4	7	4	3	12
SPURS	240	48	27	9	18	8	110	240.0	42.0	23.8	7.75	15.5	6.50	101.5	47	105	31	40	60	37	124
GRIZZLIES	240	39	23	13	17	6	104	240.0	35.5	20.0	9.50	13.3	4.00	89.0	48	107	28	35	58	31	117

PLAYER	G	GS	MIN	-FIELD GOALS-			-3-POINT FG--			-FREE THROWS-			--REBOUNDS--			PF	DQ	STL	TO	BLK	PTS	AVG	
				FG	FGA	PCT	FG	FGA	PCT	FT	FTA	PCT	OFF	DEF	TOT								AST
Conley	2	2	60	10	25	.400	0	3	.000	11	11	1.000	1	7	8	9	3	0	2	2	3	31	15.5
Gasol	2	2	73	10	20	.500	0	0	---	3	4	.750	5	11	16	8	6	0	5	10	3	23	11.5
Ja. Green	4	3	87	20	37	.541	1	4	.250	3	4	.750	3	12	15	8	16	0	2	1	2	44	11.0
Chalmers (TOT)	2	0	41	5	21	.238	1	8	.125	10	10	1.000	2	5	7	6	7	0	3	2	0	21	10.5
Chalmers (MEM)	2	0	41	5	21	.238	1	8	.125	10	10	1.000	2	5	7	6	7	0	3	2	0	21	10.5
Lee	2	0	66	8	19	.421	1	4	.250	4	4	1.000	1	1	2	2	2	0	2	4	0	21	10.5
Farmar	2	2	49	8	17	.471	2	6	.333	2	2	1.000	0	5	5	7	5	0	3	2	0	20	10.0
Barnes	4	2	116	15	30	.500	3	11	.273	6	6	1.000	6	14	20	10	12	0	4	9	2	39	9.8
Andersen (TOT)	2	2	60	7	15	.467	1	3	.333	3	4	.750	6	6	12	3	3	0	0	1	1	18	9.0
Andersen (MEM)	2	2	60	7	15	.467	1	3	.333	3	4	.750	6	6	12	3	3	0	0	1	1	18	9.0
Randolph	1	1	29	4	10	.400	0	0	---	1	2	.500	3	3	6	1	2	0	0	1	0	9	9.0
McCallum (TOT)	2	0	48	8	23	.348	1	5	.200	0	0	---	0	5	5	5	1	0	1	1	0	17	8.5
McCallum (MEM)	2	0	48	8	23	.348	1	5	.200	0	0	---	0	5	5	5	1	0	1	1	0	17	8.5
Je. Green	2	2	55	7	18	.389	1	2	.500	1	2	.500	0	9	9	3	2	0	1	1	0	16	8.0
V. Carter	4	0	65	10	23	.435	2	8	.250	9	10	.900	0	9	9	3	5	0	2	5	0	31	7.8
Stephenson (TOT)	3	0	59	10	24	.417	1	4	.250	0	1	.000	3	2	5	6	6	0	3	7	0	21	7.0
Stephenson (MEM)	2	0	49	10	23	.435	1	3	.333	0	1	.000	3	2	5	6	5	0	3	6	0	21	10.5
Martin	2	0	36	4	7	.571	0	0	---	2	4	.500	2	5	7	2	4	0	0	1	1	10	5.0
Allen	4	4	69	8	23	.348	1	3	.333	2	4	.500	2	4	6	2	1	0	4	4	1	19	4.8
Hairston (TOT)	1	1	17	1	5	.200	0	3	.000	2	2	1.000	0	3	3	0	2	0	0	1	0	4	4.0
Ennis (TOT)	1	0	6	0	1	.000	0	1	.000	3	4	.750	0	2	2	1	0	0	1	0	1	3	3.0
Ennis (MEM)	1	0	6	0	1	.000	0	1	.000	3	4	.750	0	2	2	1	0	0	1	0	1	3	3.0
Hollins (TOT)	2	0	33	2	2	1.000	0	0	---	2	6	.333	3	1	4	1	6	0	2	1	1	6	3.0
Hollins (MEM)	2	0	33	2	2	1.000	0	0	---	2	6	.333	3	1	4	1	6	0	2	1	1	6	3.0
Munford	2	0	13	2	4	.500	1	1	1.000	0	1	1.000	0	4	4	2	1	0	0	1	5	2.5	
Smith	1	0	4	1	2	.500	0	0	---	0	0	---	0	0	0	1	0	0	0	1	0	2	2.0
GRIZZLIES	4	-	960	139	320	.434	16	62	.258	62	79	.785											

# SEASON SERIES VS. GRIZZLIES



<p><b>SPURS (10-3) – 92</b>  <b>GRIZZLIES (7-7) – 82</b></p> <p>AT&amp;T Center San Antonio, TX</p> <p>11/21/15 Game #13 Home Game #6</p>		<p><b>SAN ANTONIO</b> – Playing on the second night of a back-to-back, the Spurs defeated the Memphis Grizzlies 92-82 in the first meeting between the pair of Southwest Division foes this season ... San Antonio established a 53-39 advantage at the intermission and hung on late as Tim Duncan recorded 8 of his 10 points in the final period to help secure the Silver and Black victory ... Memphis won the points in the paint battle, yet San Antonio shot a higher field goal percentage and outrebounded the Grizzlies 40-35 ... with the win, San Antonio improved to 6-0 at home and remained one of just three teams in the league with an undefeated home record ... Kawhi Leonard recorded a game-high 19 points, while Manu Ginobili returned from a two-game absence and chipped in 15 points, 4 rebounds and 2 assists off the bench ... Memphis shot a perfect 17-of-17 from the charity stripe, but was just 1-of-9 from long range ... Mike Conley paced the Grizzlies with 16 points and 5 assists in the losing effort.</p>																																																												
<p><b>SPURS</b></p> <p>Leonard – 19 Duncan – 10 Duncan – 4</p>		<p><b>STATS</b></p> <p>High Points High Rebounds High Assists</p>		<p><b>GRIZZLIES</b></p> <p>Conley – 16 Gasol – 8 Gasol – 6</p>																																																										
<p><b>BOX SCORE</b></p> <table border="1"> <thead> <tr> <th>Team</th> <th>1</th> <th>2</th> <th>3</th> <th>4</th> <th>F</th> <th>FG%</th> <th>3FG%</th> <th>FT%</th> <th>OR</th> <th>DR</th> <th>TR</th> <th>AS</th> <th>PF</th> <th>ST</th> <th>TO</th> <th>BS</th> </tr> </thead> <tbody> <tr> <td>SPURS</td> <td>24</td> <td>29</td> <td>21</td> <td>18</td> <td>92</td> <td>47.2</td> <td>33.3</td> <td>77.3</td> <td>7</td> <td>33</td> <td>40</td> <td>20</td> <td>20</td> <td>7</td> <td>17</td> <td>6</td> </tr> <tr> <td>GRIZZLIES</td> <td>19</td> <td>20</td> <td>22</td> <td>21</td> <td>82</td> <td>43.2</td> <td>11.1</td> <td>100.0</td> <td>7</td> <td>28</td> <td>35</td> <td>19</td> <td>23</td> <td>13</td> <td>16</td> <td>2</td> </tr> </tbody> </table>												Team	1	2	3	4	F	FG%	3FG%	FT%	OR	DR	TR	AS	PF	ST	TO	BS	SPURS	24	29	21	18	92	47.2	33.3	77.3	7	33	40	20	20	7	17	6	GRIZZLIES	19	20	22	21	82	43.2	11.1	100.0	7	28	35	19	23	13	16	2
Team	1	2	3	4	F	FG%	3FG%	FT%	OR	DR	TR	AS	PF	ST	TO	BS																																														
SPURS	24	29	21	18	92	47.2	33.3	77.3	7	33	40	20	20	7	17	6																																														
GRIZZLIES	19	20	22	21	82	43.2	11.1	100.0	7	28	35	19	23	13	16	2																																														

<p><b>SPURS (16-4) – 103</b>  <b>GRIZZLIES (11-9) – 83</b></p> <p>FedExForum Memphis, TN</p> <p>12/3/15 Game #20 Away Game #10</p>		<p><b>MEMPHIS</b> – Behind a career-high seven three-pointers from Kawhi Leonard, the Spurs defeated the Memphis Grizzlies 103-83 at FedExForum on 12/3 ... Leonard finished with a game-high 27 points on 9-of-13 shooting and 7-of-9 from long range ... San Antonio shot 50 percent from the field, while producing a season-high three-point percentage (55.6) in the win ... the Spurs held Memphis to 37.5 percent shooting and improved to 5-0 when they hold opponents to under 40 percent shooting ... Memphis led 21-20 after the opening quarter, but San Antonio would win the final three quarters to pick up the 20-point road victory ... Tony Parker tallied 16 of his 17 points in the opening half as the Spurs established a 45-36 halftime lead ... Mario Chalmers, Mike Conley and Marc Gasol recorded 15 points apiece for the Grizzlies in the loss ... the win was the second for the Silver and Black over Southwest Division opponent Memphis this season and San Antonio now leads the overall series 61-20.</p>																																																												
<p><b>SPURS</b></p> <p>Leonard – 27 Duncan – 10 Duncan, Parker – 5</p>		<p><b>STATS</b></p> <p>High Points High Rebounds High Assists</p>		<p><b>GRIZZLIES</b></p> <p>Chalmers, Conley, Gasol – 15 Gasol – 8 Conley – 4</p>																																																										
<p><b>BOX SCORE</b></p> <table border="1"> <thead> <tr> <th>Team</th> <th>1</th> <th>2</th> <th>3</th> <th>4</th> <th>F</th> <th>FG%</th> <th>3FG%</th> <th>FT%</th> <th>OR</th> <th>DR</th> <th>TR</th> <th>AS</th> <th>PF</th> <th>ST</th> <th>TO</th> <th>BS</th> </tr> </thead> <tbody> <tr> <td>SPURS</td> <td>20</td> <td>25</td> <td>29</td> <td>29</td> <td>103</td> <td>50.0</td> <td>55.6</td> <td>72.2</td> <td>10</td> <td>38</td> <td>48</td> <td>27</td> <td>21</td> <td>8</td> <td>15</td> <td>8</td> </tr> <tr> <td>GRIZZLIES</td> <td>21</td> <td>15</td> <td>21</td> <td>26</td> <td>83</td> <td>37.5</td> <td>12.5</td> <td>84.0</td> <td>9</td> <td>28</td> <td>37</td> <td>19</td> <td>17</td> <td>6</td> <td>11</td> <td>6</td> </tr> </tbody> </table>												Team	1	2	3	4	F	FG%	3FG%	FT%	OR	DR	TR	AS	PF	ST	TO	BS	SPURS	20	25	29	29	103	50.0	55.6	72.2	10	38	48	27	21	8	15	8	GRIZZLIES	21	15	21	26	83	37.5	12.5	84.0	9	28	37	19	17	6	11	6
Team	1	2	3	4	F	FG%	3FG%	FT%	OR	DR	TR	AS	PF	ST	TO	BS																																														
SPURS	20	25	29	29	103	50.0	55.6	72.2	10	38	48	27	21	8	15	8																																														
GRIZZLIES	21	15	21	26	83	37.5	12.5	84.0	9	28	37	19	17	6	11	6																																														

<p><b>SPURS (61-11) – 110</b>  <b>GRIZZLIES (41-32) – 104</b></p> <p>AT&amp;T Center San Antonio, TX</p> <p>3/25/16 Game #72 Home Game #37</p>		<p><b>SAN ANTONIO</b> – The Spurs defeated the Memphis Grizzlies 110-104 at the AT&amp;T Center on 3/25 ... the victory improved San Antonio to 37-0 at home, matching the 1995-96 Chicago Bulls for the longest home win streak to start a season in NBA history ... San Antonio scored a first quarter season-high in points (37) and concluded the night having five players score in double figures ... LaMarcus Aldridge guided the hosts as he finished with a game-high 32 points (12-16 FG, 8-9 FT), 12 rebounds and 3 blocks in 33 minutes ... in the loss, Memphis had six players score in double figures led by JaMychal Green who totaled 20 points (10-18 FG) ... the Silver and Black shot .571 (44-77) from the field, improving to 33-0 when shooting 50 percent or better ... both teams were missing pieces as Memphis was without six of its players and San Antonio was missing four ... the meeting was the third between the pair of Southwest Division teams this season with San Antonio earning victories in each.</p>																																																												
<p><b>SPURS</b></p> <p>Aldridge – 32 Aldridge – 12 Duncan – 7</p>		<p><b>STATS</b></p> <p>High Points High Rebounds High Assists</p>		<p><b>GRIZZLIES</b></p> <p>Green – 15 Andersen – 7 Farmer – 5</p>																																																										
<p><b>BOX SCORE</b></p> <table border="1"> <thead> <tr> <th>Team</th> <th>1</th> <th>2</th> <th>3</th> <th>4</th> <th>F</th> <th>FG%</th> <th>3FG%</th> <th>FT%</th> <th>OR</th> <th>DR</th> <th>TR</th> <th>AS</th> <th>PF</th> <th>ST</th> <th>TO</th> <th>BS</th> </tr> </thead> <tbody> <tr> <td>SPURS</td> <td>23</td> <td>28</td> <td>33</td> <td>20</td> <td>104</td> <td>57.1</td> <td>41.2</td> <td>83.3</td> <td>8</td> <td>29</td> <td>37</td> <td>25</td> <td>12</td> <td>7</td> <td>14</td> <td>5</td> </tr> <tr> <td>GRIZZLIES</td> <td>37</td> <td>27</td> <td>24</td> <td>22</td> <td>110</td> <td>53.0</td> <td>38.9</td> <td>69.2</td> <td>8</td> <td>23</td> <td>31</td> <td>23</td> <td>19</td> <td>11</td> <td>10</td> <td>4</td> </tr> </tbody> </table>												Team	1	2	3	4	F	FG%	3FG%	FT%	OR	DR	TR	AS	PF	ST	TO	BS	SPURS	23	28	33	20	104	57.1	41.2	83.3	8	29	37	25	12	7	14	5	GRIZZLIES	37	27	24	22	110	53.0	38.9	69.2	8	23	31	23	19	11	10	4
Team	1	2	3	4	F	FG%	3FG%	FT%	OR	DR	TR	AS	PF	ST	TO	BS																																														
SPURS	23	28	33	20	104	57.1	41.2	83.3	8	29	37	25	12	7	14	5																																														
GRIZZLIES	37	27	24	22	110	53.0	38.9	69.2	8	23	31	23	19	11	10	4																																														

<p><b>SPURS (62-12) – 101</b>  <b>GRIZZLIES (41-33) – 87</b></p> <p>FedExForum Memphis, TN</p> <p>3/28/16 Game #74 Away Game #37</p>		<p><b>MEMPHIS</b> – Meeting the Memphis Grizzlies for the second time in the past four days, the Spurs picked up a 101-87 victory at FedExForum on 3/28 ... the victory gave the Silver and Black their second 4-0 sweep against Memphis in the past three seasons ... San Antonio welcomed back LaMarcus Aldridge to the lineup after he missed the team's previous game for rest ... Aldridge produced a game-high 31 points (11-16 FG, 9-11 FT) with 13 rebounds, 3 assists and 2 blocks in 31 minutes ... in the game against Memphis four days prior, Aldridge recorded 32 points and 12 rebounds ... the Silver and Black improved to 22-1 on the season when Aldridge is the team's sole leading scorer ... Patty Mills added 17 points for the visitors, while Boris Diaw and Kyle Anderson each chipped in 13 ... Anderson also finished with a team-high 7 assists and 4 steals, both career-highs ... behind 14 first quarter points from Aldridge, San Antonio built a 32-18 lead at the end of opening quarter and would lead the rest of the way.</p>																																																												
<p><b>SPURS</b></p> <p>Aldridge – 31 Aldridge – 13 Anderson – 7</p>		<p><b>STATS</b></p> <p>High Points High Rebounds High Assists</p>		<p><b>GRIZZLIES</b></p> <p>Carter – 14 Barnes – 9 McCallum – 4</p>																																																										
<p><b>BOX SCORE</b></p> <table border="1"> <thead> <tr> <th>Team</th> <th>1</th> <th>2</th> <th>3</th> <th>4</th> <th>F</th> <th>FG%</th> <th>3FG%</th> <th>FT%</th> <th>OR</th> <th>DR</th> <th>TR</th> <th>AS</th> <th>PF</th> <th>ST</th> <th>TO</th> <th>BS</th> </tr> </thead> <tbody> <tr> <td>SPURS</td> <td>32</td> <td>21</td> <td>28</td> <td>20</td> <td>101</td> <td>51.4</td> <td>33.3</td> <td>73.3</td> <td>10</td> <td>33</td> <td>43</td> <td>23</td> <td>21</td> <td>9</td> <td>14</td> <td>7</td> </tr> <tr> <td>GRIZZLIES</td> <td>18</td> <td>27</td> <td>23</td> <td>19</td> <td>87</td> <td>39.8</td> <td>31.6</td> <td>62.5</td> <td>13</td> <td>26</td> <td>39</td> <td>19</td> <td>22</td> <td>8</td> <td>14</td> <td>4</td> </tr> </tbody> </table>												Team	1	2	3	4	F	FG%	3FG%	FT%	OR	DR	TR	AS	PF	ST	TO	BS	SPURS	32	21	28	20	101	51.4	33.3	73.3	10	33	43	23	21	9	14	7	GRIZZLIES	18	27	23	19	87	39.8	31.6	62.5	13	26	39	19	22	8	14	4
Team	1	2	3	4	F	FG%	3FG%	FT%	OR	DR	TR	AS	PF	ST	TO	BS																																														
SPURS	32	21	28	20	101	51.4	33.3	73.3	10	33	43	23	21	9	14	7																																														
GRIZZLIES	18	27	23	19	87	39.8	31.6	62.5	13	26	39	19	22	8	14	4																																														

NATIONAL BASKETBALL ASSOCIATION

OFFICIAL SCORER'S REPORT  
FINAL BOX

Saturday, November 21, 2015 AT&T Center, San Antonio, TX  
Officials: #22 Bill Spooner, #60 James Williams, #73 Tre Maddox

Game Duration: 2:11  
Attendance: 18,418 (Sellout)

VISITOR: Memphis Grizzlies (7-7)

POS	MIN	FG	FGA	3P	3PA	FT	FTA	OR	DR	TOT	A	PF	ST	TO	BS	+/-	PTS
32 Jeff Green	F 28:28	3	7	0	0	0	0	0	7	7	1	2	1	1	0	-16	6
0 JaMychal Green	F 21:11	3	6	0	0	2	2	3	5	1	5	1	0	0	-1	8	
33 Marc Gasol	C 39:42	3	9	0	0	2	3	5	8	6	3	3	5	0	-8	8	
9 Tony Allen	G 12:06	3	8	0	0	0	1	1	2	0	0	1	2	0	4	6	
11 Mike Conley	G 32:01	5	12	0	1	6	6	0	3	3	5	2	2	1	1	-6	16
22 Matt Barnes	31:10	5	8	0	2	0	0	0	3	3	2	4	1	0	1	-2	10
5 Courtney Lee	34:30	5	10	1	2	4	4	1	0	2	4	0	2	3	0	-10	15
6 Mario Chalmers	21:03	2	10	0	2	2	2	0	2	2	4	4	1	1	0	-6	6
15 Vince Carter	19:49	3	6	0	2	1	1	0	4	4	0	1	1	3	0	-5	7
8 James Ennis	DNP - Coach's Decision																
50 Zach Randolph	DNP - Coach's Decision																
2 Russ Smith	DNP - Coach's Decision																
34 Brandon Wright	NWT - Right knee soreness																
240:00 32 74 1 9 17 17 7 28 35 19 23 13 16 2 -10 82																	
43.2% 11.1% 100.0% TM REB: 2 TOT TO: 17 (17 PTS)																	

HOME: SAN ANTONIO SPURS (10-3)

POS	MIN	FG	FGA	3P	3PA	FT	FTA	OR	DR	TOT	A	PF	ST	TO	BS	+/-	PTS
2 Kawhi Leonard	F 40:18	5	15	3	6	8	2	5	7	3	1	0	0	1	3	19	
30 David West	F 24:32	3	5	0	0	2	4	0	5	5	1	4	0	3	1	3	8
21 Tim Duncan	C 36:12	5	8	0	0	0	2	8	10	4	5	4	3	2	6	10	
14 Danny Green	G 28:22	4	10	1	7	0	0	0	3	3	2	4	1	4	0	8	
9 Tony Parker	G 31:35	6	10	0	0	6	6	0	1	1	3	1	2	1	1	18	
20 Manu Ginobili	22:39	6	11	2	4	1	2	1	3	4	2	1	1	1	0	9	15
33 Boris Diaw	11:43	1	4	0	0	0	1	1	2	2	1	0	2	0	11	2	
8 Patty Mills	20:06	1	4	1	4	0	0	1	1	2	1	2	0	1	0	7	3
18 Rasual Butler	6:17	0	0	0	0	0	0	0	0	0	0	0	0	1	3	0	
1 Kyle Anderson	18:00	3	5	0	0	2	2	0	6	6	2	1	0	0	0	-1	8
3 Ray McCallum	0:09	0	0	0	0	0	0	0	0	0	0	0	0	0	0	0	
15 Matt Bonner	0:09	0	0	0	0	0	0	0	0	0	0	0	0	0	0	0	
40 Boban Marjanovic	DNP - Coach's Decision																
240:00 34 72 7 21 17 22 7 33 40 20 20 7 17 6 10 92																	
47.2% 33.3% 77.3% TM REB: 8 TOT TO: 18 (24 PTS)																	

SCORE BY PERIOD

1	2	3	4	FINAL	
Grizzlies	19	20	22	21	82
SPURS	24	29	21	18	92

Inactive: Grizzlies - Adams, Martin; Spurs - Aldridge, Simmons  
Points in the Paint: Grizzlies 42 (21/43), SPURS 40 (20/33)  
2nd Chance Points: Grizzlies 6 (2/4), SPURS 3 (0/0)  
Fast Break Points: Grizzlies 12 (6/7), SPURS 15 (6/6)

Biggest Lead: Grizzlies 2, SPURS 16  
Lead Changes: 1  
Times Tied: 1

Copyright (c) 2015 NBA Properties, INC. All Rights Reserved

NATIONAL BASKETBALL ASSOCIATION

OFFICIAL SCORER'S REPORT  
FINAL BOX

Thursday, December 03, 2015 FedExForum, Memphis, TN  
Officials: #10 Ron Garretson, #21 Detric Taylor, #42 Eric Lewis

Game Duration: 2:18  
Attendance: 17,013

VISITOR: San Antonio Spurs (16-4)

POS	MIN	FG	FGA	3P	3PA	FT	FTA	OR	DR	TOT	A	PF	ST	TO	BS	+/-	PTS
2 Kawhi Leonard	F 32:58	9	13	7	9	2	2	0	8	8	3	2	2	1	1	16	27
12 LaMarcus Aldridge	F 32:32	7	14	0	0	4	6	2	4	6	2	4	0	1	0	1	16
21 Tim Duncan	C 31:17	3	6	0	0	0	0	1	9	10	5	3	1	1	3	12	6
14 Danny Green	G 24:41	0	5	0	3	2	2	1	1	2	2	2	0	2	0	8	2
9 Tony Parker	G 23:35	8	12	0	0	1	2	3	4	7	5	2	0	1	0	6	17
20 Manu Ginobili	22:13	4	7	2	2	3	4	0	3	3	4	2	1	3	0	17	13
33 Boris Diaw	13:42	1	4	0	0	0	0	0	3	3	0	0	0	1	0	3	2
1 Kyle Anderson	15:17	0	2	0	0	0	0	1	1	2	4	1	0	0	1	3	0
8 Patty Mills	20:16	2	6	0	3	0	0	0	2	2	2	2	2	2	1	15	4
30 David West	7:21	3	5	0	0	0	0	1	0	1	0	2	1	1	0	7	6
17 Jonathon Simmons	7:58	1	1	0	1	2	3	0	3	3	2	0	1	0	0	-3	3
15 Matt Bonner	4:24	2	4	1	1	0	0	1	1	2	0	1	1	1	0	1	5
40 Boban Marjanovic	3:45	0	1	0	0	0	0	0	1	1	0	1	0	0	0	1	0
240:00 40 80 10 18 13 18 10 38 48 27 21 8 15 8 20 103																	
50.0% 55.6% 72.2% TM REB: 4 TOT TO: 15 (6 PTS)																	

HOME: MEMPHIS GRIZZLIES (11-9)

POS	MIN	FG	FGA	3P	3PA	FT	FTA	OR	DR	TOT	A	PF	ST	TO	BS	+/-	PTS
32 Jeff Green	F 28:45	4	11	2	1	2	1	2	2	2	2	0	0	0	0	-11	10
50 Zach Randolph	F 28:44	4	10	0	0	1	2	3	6	1	2	0	1	0	0	-10	9
33 Marc Gasol	C 33:33	7	11	0	0	1	2	6	8	2	3	2	5	3	-16	15	
9 Tony Allen	G 16:42	0	3	0	0	0	0	0	2	2	0	1	0	0	0	-5	0
11 Mike Conley	G 28:15	5	13	0	2	5	5	1	4	5	4	1	0	1	2	-8	15
22 Matt Barnes	20:22	1	3	0	1	2	2	0	2	2	2	1	0	1	0	-15	4
5 Courtney Lee	31:18	3	9	0	2	0	0	1	1	2	0	0	1	0	0	-15	6
0 JaMychal Green	13:23	2	4	0	1	0	0	1	2	3	1	4	0	0	-7	4	
6 Mario Chalmers	19:54	3	11	1	6	8	2	3	5	2	3	2	1	0	-10	15	
15 Vince Carter	10:42	0	2	0	1	0	0	0	1	1	2	1	0	0	0	-3	0
8 James Ennis	5:58	0	1	0	1	3	4	0	2	2	1	1	0	1	0	1	3
2 Russ Smith	4:24	1	2	0	0	0	0	0	0	0	1	0	0	1	0	-1	2
34 Brandon Wright	DNP - Coach's Decision																
240:00 30 80 2 16 21 25 9 28 37 19 17 6 11 6 -20 83																	
37.5% 12.5% 84.0% TM REB: 10 TOT TO: 11 (11 PTS)																	

SCORE BY PERIOD

1	2	3	4	FINAL	
Spurs	20	25	29	29	103
GRIZZLIES	21	15	21	26	83

Inactive: Spurs - Butler, McCallum; Grizzlies - Adams, Martin  
Points in the Paint: Spurs 40 (20/38), GRIZZLIES 46 (23/44)  
2nd Chance Points: Spurs 11 (4/8), GRIZZLIES 10 (4/9)  
Fast Break Points: Spurs 15 (8/12), GRIZZLIES 13 (4/8)

Biggest Lead: Spurs 23, GRIZZLIES 7  
Lead Changes: 5  
Times Tied: 3

Copyright (c) 2015 NBA Properties, INC. All Rights Reserved

NATIONAL BASKETBALL ASSOCIATION

OFFICIAL SCORER'S REPORT  
FINAL BOX

Friday, March 25, 2016 AT&T Center, San Antonio, TX  
Officials: #11 Derrick Collins, #55 Bill Kennedy, #66 Haywoode Workman

Game Duration: 2:07  
Attendance: 18,418 (Sellout)

VISITOR: Memphis Grizzlies (41-32)

POS	MIN	FG	FGA	3P	3PA	FT	FTA	OR	DR	TOT	A	PF	ST	TO	BS	+/-	PTS
22 Matt Barnes	F 35:08	5	10	2	5	2	2	4	6	3	4	1	4	1	3	14	
0 JaMychal Green	F 25:12	10	18	0	1	0	0	2	2	3	2	0	1	2	-2	20	
7 Chris Andersen	C 36:31	8	10	1	2	0	0	3	4	7	2	1	1	0	0	-4	13
9 Tony Allen	G 23:38	3	6	1	1	2	4	1	1	2	1	0	1	0	-5	9	
4 Jordan Farmar	G 23:21	4	7	1	2	2	2	0	2	2	5	2	3	2	0	-6	11
5 Ray McCallum	20:41	3	10	1	3	0	0	4	4	1	1	0	1	1	0	0	7
15 Vince Carter	13:06	4	6	0	2	2	2	0	1	1	1	0	2	0	-10	10	
20 Ryan Hollins	12:21	0	0	0	0	0	0	1	0	1	0	4	1	0	0	-1	0
1 Lance Stephenson	27:32	8	15	1	2	0	1	0	1	1	3	4	3	0	0	17	
10 Jarell Martin	15:42	1	1	0	0	1	2	1	1	2	2	1	0	0	-3	3	
14 Xavier Munford	6:47	0	0	0	0	0	0	0	3	3	2	0	0	0	0	-2	0
19 PJ Hairston	NWT - left groin strain																
50 Zach Randolph	NWT - right ankle sprain																
240:00 44 83 7 18 9 13 8 23 31 23 19 11 10 4 -6 104																	
53.0% 38.9% 69.2% TM REB: 4 TOT TO: 11 (7 PTS)																	

HOME: SAN ANTONIO SPURS (61-11)

POS	MIN	FG	FGA	3P	3PA	FT	FTA	OR	DR	TOT	A	PF	ST	TO	BS	+/-	PTS
1 Kyle Anderson	F 24:18	3	5	0	1	0	0	3	3	0	1	1	0	1	1	6	
21 Tim Duncan	F 30:57	6	8	0	0	1	2	6	8	7	0	1	1	0	-1	12	
12 LaMarcus Aldridge	C 33:06	12	16	0	0	8	9	5	7	12	1	2	1	3	17	32	
23 Kevin Martin	G 33:30	4	13	3	7	2	2	0	3	3	2	3					




---

**2015-16 REGULAR SEASON SERIES:** Spurs 2, Thunder 2  
**ALL-TIME SERIES VS. THUNDER** 88-72 (58-23 home, 30-49 road)  
**MOST RECENT PLAYOFF MEETING:** 2014 WC Finals, Won 4-2  
**ALL-TIME PLAYOFF SERIES VS. OKC:** 17-11

---

## THUNDER PLAYOFF ROSTER

NO.	PLAYER	POS.	HT.	WT.	DOB	FROM	YRS.
0	Russell Westbrook	G	6-3	200	11/12/88	UCLA	8
2	Anthony Morrow	G	6-5	210	9/27/85	Georgia Tech	8
3	Dion Waiters	G	6-4	220	12/10/91	Syracuse	4
4	Nick Collison	F	6-10	255	10/26/80	Kansas	12
5	Kyle Singler	G	6-8	228	5/4/88	Duke	4
6	Randy Foye	G	6-4	213	9/24/83	Villanova	10
9	Serge Ibaka	F	6-10	245	9/18/89	Republic of Congo	7
11	Enes Kanter	F	6-11	245	5/20/92	Kentucky/Turkey	5
12	Steven Adams	C	7-0	255	7/20/93	Pittsburgh/New Zealand	3
13	Nazr Mohammed	C	6-10	250	9/5/77	Kentucky	18
21	Andre Roberson	G	6-7	210	12/4/91	Colorado	3
22	Cameron Payne	G	6-3	185	8/8/94	Murray State	R
33	Mitch McGary	F	6-10	255	6/6/92	Michigan	2
34	Josh Huestis	F	6-7	230	12/19/91	Stanford	R
35	Kevin Durant	F	6-9	240	9/29/88	Texas	8



**HEAD COACH**  
 Billy Donovan  
 (Providence)

### ASSISTANT COACHES

Monty Williams (Notre Dame)  
 Maurice Cheeks (West Texas State)  
 Anthony Grant (Dayton)  
 Mark Bryant (Seton Hall)  
 Darko Rajakovic (BK University, Serbia)  
 Mark Daigneault (Connecticut)

### ATHLETIC TRAINER

Joe Sharpe (Old Dominion)



2015-2016 SEASON SERIES (2-2)

SAN ANTONIO SPURS

VS. OKLAHOMA CITY

PLAYER	G	GS	MIN	-FIELD GOALS-			-3-POINT FG--			-FREE THROWS-			--REBOUNDS--			PF	DQ	STL	TO	BLK	PTS	AVG	
				FG	FGA	PCT	FG	FGA	PCT	FT	FTA	PCT	OFF	DEF	TOT								AST
Leonard	3	3	112	33	66	.500	3	14	.214	15	18	.833	4	16	20	8	7	0	8	8	5	84	28.0
Aldridge	3	3	89	15	31	.484	0	1	.000	13	16	.813	5	14	19	4	5	0	0	4	3	43	14.3
Parker	3	3	91	13	29	.448	0	1	.000	8	11	.727	1	5	6	10	7	0	3	5	0	34	11.3
Marjanovic	2	1	49	9	17	.529	0	0	---	4	5	.800	6	8	14	1	1	0	1	4	3	22	11.0
Duncan	3	3	83	13	29	.448	0	0	---	5	8	.625	10	11	21	4	7	0	4	2	4	31	10.3
West	4	0	99	18	44	.409	0	0	---	5	5	1.000	10	9	19	4	10	0	2	3	3	41	10.3
Simmons	2	0	35	8	13	.615	1	2	.500	2	4	.500	0	1	1	1	3	0	1	0	0	19	9.5
Diaw	3	1	56	10	14	.714	1	4	.250	2	2	1.000	1	3	4	9	4	0	2	2	3	23	7.7
Mills	4	1	89	9	28	.321	6	15	.400	6	8	.750	2	11	13	8	9	0	1	2	0	30	7.5
Ginobili	2	0	35	5	11	.455	1	3	.333	2	2	1.000	0	0	0	7	3	0	5	5	0	13	6.5
Miller (TOT)	2	0	25	4	8	.500	0	0	---	3	3	1.000	2	6	8	3	3	0	1	3	0	11	5.5
Miller (SA)	1	0	19	4	7	.571	0	0	---	3	3	1.000	2	6	8	2	3	0	1	3	0	11	11.0
Anderson	4	1	73	7	18	.389	1	2	.500	2	2	1.000	1	12	13	3	2	0	7	3	0	17	4.3
Green	4	4	108	6	29	.207	3	22	.136	2	2	1.000	2	16	18	6	11	0	5	3	1	17	4.3
Martin (TOT)	4	0	50	4	20	.200	1	6	.167	3	4	.750	0	0	0	2	2	0	4	2	1	12	3.0
Martin (SA)	3	0	37	2	13	.154	1	4	.250	1	1	1.000	0	0	0	0	1	0	3	2	1	6	2.0
Bonner	1	0	12	1	2	.500	0	0	---	0	0	---	0	0	0	1	1	0	0	1	0	2	2.0
SPURS	4	-	985	153	351	.436	17	68	.250	70	87	.805	44	112	156	68	74	0	43	49	23	393	98.3
THUNDER	4	-	985	152	339	.448	22	82	.268	80	90	.889	60	143	203	76	83	0	27	76	16	406	101.5

-- SINGLE-GAME HIGHS --

----- AVERAGE PER GAME -----

----- CAREER HIGHS (C=SET, T=TIED THIS SEASON) -----

PLAYER	MIN				REB				AST				STL				TO				BLK				PTS			
	REB	AST	ST	TO	BL	PTS	MIN	REB	AST	STL	TO	BLK	PTS	FG	FGA	FT	FTA	REB	AST	PTS	FG	FGA	FT	FTA	REB	AST	PTS	
Leonard	39	8	5	3	3	32	37.3	6.7	2.7	2.67	2.7	1.67	28.0	13C	24C	5C	8C	14	6	32C								
Aldridge	37	9	3	0	3	24	29.5	6.3	1.3	0.00	1.3	1.00	14.3	17	28	11	12	18	5	39								
Parker	37	3	4	3	2	20	30.4	2.0	3.3	1.00	1.7	0.00	11.3	16	29	11	13	10	12	42								
Marjanovic	27	8	1	2	2	13	24.7	7.0	0.5	0.50	2.0	1.50	11.0	5C	12C	3C	4C	8C	1C	13C								
Duncan	34	9	3	2	1	3	27.5	7.0	1.3	1.33	0.7	1.33	10.3	14	26	12	14	20	9	39								
West	30	7	3	2	1	17	24.7	4.8	1.0	0.50	0.8	0.75	10.3	14	24	11	12	15	6	37								
Simmons	29	1	1	0	0	17	17.3	0.5	0.5	0.50	0.0	0.00	9.5	7C	11C	2C	4C	1C	1C	17C								
Diaw	27	4	6	2	1	3	10	18.8	1.3	3.0	0.67	0.7	1.00	7.7	9	21	6	8	12	8	22							
Mills	31	7	3	1	0	10	22.2	3.3	2.0	0.25	0.5	0.00	7.5	8	13	4C	4C	7C	3T	21								
Ginobili	19	0	7	3	3	0	11	17.3	0.0	3.5	2.50	2.5	0.00	6.5	10	18	11	11	9	13	29							
Miller (TOT)	19	8	2	1	3	0	11	12.6	4.0	1.5	0.50	1.5	0.00	5.5	11	21	11	11	17	30								
Miller (SA)	19	8	2	1	3	0	11	18.9	8.0	2.0	1.00	3.0	0.00	11.0														
Anderson	30	5	3	3	2	0	7	18.2	3.3	0.8	1.75	0.8	0.00	4.3	3C	7C	2C	2C	5C	3C	7C							
Green	30	8	2	2	2	1	6	27.0	4.5	1.5	1.25	0.8	0.25	4.3	8	13	2T	5	8C	5	21							
Martin (TOT)	18	0	2	2	1	1	6	12.6	0.0	0.5	1.00	0.5	0.25	3.0	12	24	14	15	7	5	37							
Martin (SA)	18	0	0	2	1	1	3	12.3	0.0	0.0	1.00	0.7	0.33	2.0														
Bonner	12	0	1	0	1	0	2	12.0	0.0	1.0	0.00	1.0	0.00	2.0	7	12	4	4	10	3	21							

2015-2016 SEASON SERIES (2-2)

OKLAHOMA CITY THUNDER

VS. SAN ANTONIO

PLAYER	G	GS	MIN	-FIELD GOALS-			-3-POINT FG--			-FREE THROWS-			--REBOUNDS--			PF	DQ	STL	TO	BLK	PTS	AVG	
				FG	FGA	PCT	FG	FGA	PCT	FT	FTA	PCT	OFF	DEF	TOT								AST
Durant	3	3	103	30	64	.469	7	18	.389	14	14	1.000	1	19	20	11	9	0	1	9	1	81	27.0
Westbrook	3	3	110	27	57	.474	4	12	.333	23	26	.885	6	8	14	25	7	0	5	16	0	81	27.0
Kanter	4	0	112	24	43	.558	1	3	.333	14	15	.933	21	38	59	0	6	0	2	6	1	63	15.8
Ibaka	3	3	106	14	34	.412	1	8	.125	3	4	.750	4	21	25	2	4	0	3	6	6	32	10.7
Adams	4	4	115	19	25	.760	0	0	---	4	5	.800	14	13	27	2	16	0	1	7	3	42	10.5
Payne	2	1	53	8	25	.320	1	9	.111	0	0	---	1	4	5	10	7	0	2	7	0	17	8.5
Walters	3	1	81	9	34	.265	1	9	.111	6	7	.857	2	7	9	6	5	0	1	9	1	25	8.3
Augustin	1	0	13	2	5	.400	0	0	---	4	4	1.000	0	1	1	4	1	0	3	1	0	8	8.0
Morrow	3	0	43	4	13	.308	3	7	.429	5	5	1.000	0	0	0	0	2	0	1	0	0	16	5.3
Foye (TOT)	6	0	119	10	35	.286	1	12	.083	8	8	1.000	1	7	8	14	5	0	4	12	0	29	4.8
Foye (OKC)	3	0	54	4	17	.235	0	6	.000	6	6	1.000	1	5	6	5	3	0	1	6	0	14	4.7
Roberson	4	4	109	7	8	.875	3	4	.750	1	4	.250	5	15	20	5	6	0	5	0	4	18	4.5
Collison	3	1	48	3	5	.600	0	0	---	0	0	---	3	10	13	6	10	0	1	8	0	6	2.0
Singler	3	0	33	1	7	.143	1	5	.200	0	0	---	2	1	3	0	7	0	1	1	0	3	1.0
Huestis	1	0	5	0	2	.000	0	1	.000	0	0	---	0	1	1	0	0	0	0	0	0	0	0.0
THUNDER	4	-	985	152	339	.448	22	82	.268	80	90	.889	60	143	203	76	83	0	27	76	16	406	101.5
SPURS	4	-	985	153	351	.436	17	68	.250	70	87	.805	44	112	156	68	74	0	43	49	23	393	98.3

-- SINGLE-GAME HIGHS --



----- AVERAGE PER GAME -----



----- CAREER HIGHS (C=SET, T=TIED THIS SEASON) -----



PLAYER	MIN				REB				AST				STL				TO				BLK				PTS			
	REB	AST	ST	TO	BL	PTS	MIN	REB	AST	STL																		



# SEASON SERIES VS. THUNDER



<b>SPURS (0-1) – 106</b> <b>THUNDER (1-0) – 112</b> Chesapeake Energy Arena Oklahoma City, OK  10/28/16 Game #1 Away Game #1 		<b>OKLAHOMA CITY</b> – The Spurs fell 112-106 to the Oklahoma City Thunder in both teams' 2015-16 season openers at Chesapeake Energy Arena in Oklahoma City on 10/28. While the Thunder came away with the victory, the game featured 11 ties and 12 lead changes. Kawhi Leonard produced a regular season career-high with 32 points on 13-of-22 shooting. Leonard also totaled a team-high tying 8 rebounds, 3 steals and 2 blocks in the defeat. Oklahoma City's Russell Westbrook ended the night with a game-high 33 points and 10 assists, while Enes Kanter chipped in a double-double with 15 points and 16 rebounds off the bench. The Spurs led 55-50 at the intermission and 83-79 through three quarters. San Antonio's reserves outscored the Thunder bench 41-39, however, the hosts outrebounded the Silver and Black 45-36. The pair of teams won't see each other again until March 12 at the AT&T Center in San Antonio.														
<b>SPURS</b> Leonard – 32 Green, Leonard – 8 Ginobili – 7		<b>STATS</b> High Points High Rebounds High Assists		<b>THUNDER</b> Westbrook – 33 Kanter – 16 Westbrook – 10												
<b>BOX SCORE</b>																
<b>Team</b>	<b>1</b>	<b>2</b>	<b>3</b>	<b>4</b>	<b>F</b>	<b>FG%</b>	<b>3FG%</b>	<b>FT%</b>	<b>OR</b>	<b>DR</b>	<b>TR</b>	<b>AS</b>	<b>PF</b>	<b>ST</b>	<b>TO</b>	<b>BS</b>
<b>SPURS</b>	27	28	28	23	<b>106</b>	48.4	33.3	84.6	7	29	36	22	18	11	13	9
<b>THUNDER</b>	29	21	29	33	112	48.8	36.8	95.5	11	34	45	21	19	7	19	4

<b>SPURS (56-10) – 93</b> <b>THUNDER (44-22) – 85</b> AT&T Center San Antonio, TX  3/12/16 Game #66 Home Game #32 		<b>SAN ANTONIO</b> – The Spurs defeated the Oklahoma City Thunder 93-85 at the AT&T Center on 3/12, clinching their fifth Southwest Division title in the past six years ... since the Southwest Division was formed prior to the 2004-05 season, San Antonio has won eight division titles ... trailing 49-45 at the intermission, the Spurs outscored the Thunder 48-36 in the second half to come away with their 32nd straight win to start the season at home ... Kawhi Leonard and LaMarcus Aldridge combined for 50 points to lead the Silver and Black ... Leonard scored 9 of his team-high 26 points in the fourth quarter as San Antonio won the final period 27-17 ... in the defeat, Oklahoma City's Kevin Durant recorded a game-high 28 points, 4 rebounds and 8 assists ... the Spurs produced their 20th game of the season holding an opponent to 85 points or less, the most in the NBA ... meanwhile holding the Thunder to 85 points was 24.9 points below their season average of 109.9 points per game.														
<b>SPURS</b> Leonard – 26 Aldridge – 9 Parker – 4		<b>STATS</b> High Points High Rebounds High Assists		<b>THUNDER</b> Durant – 28 Kanter – 17 Durant – 8												
<b>BOX SCORE</b>																
<b>Team</b>	<b>1</b>	<b>2</b>	<b>3</b>	<b>4</b>	<b>F</b>	<b>FG%</b>	<b>3FG%</b>	<b>FT%</b>	<b>OR</b>	<b>DR</b>	<b>TR</b>	<b>AS</b>	<b>PF</b>	<b>ST</b>	<b>TO</b>	<b>BS</b>
<b>SPURS</b>	25	20	21	27	<b>93</b>	40.0	16.7	84.0	13	31	44	17	17	12	11	3
<b>THUNDER</b>	22	27	19	17	85	38.3	11.1	84.0	18	38	56	18	23	7	19	2

<b>SPURS (61-12) – 92</b> <b>THUNDER (51-22) – 111</b> Chesapeake Energy Arena Oklahoma City, OK  3/26/16 Game #73 Away Game #36 		<b>OKLAHOMA CITY</b> – Facing the Oklahoma City Thunder for the second time in exactly two weeks, the Spurs were defeated 111-92 at Chesapeake Energy Arena on 3/26 ... losing for the first time this season on the second night of a back-to-back, San Antonio began the contest leading 26-24 at the end of the first quarter ... the Thunder would respond in the next quarter as Russell Westbrook tallied 12 of his 29 points to help Oklahoma City carry a 48-44 lead into halftime ... the hosts would outscore the Spurs 35-19 in the third quarter behind 59.1 percent shooting and winning the rebounding battle 14-6 ... Thunder forward Kevin Durant recorded a game-high 31 points (13-20 FG, 5-7 3FG) to go along with 10 rebounds and 3 assists in 32 minutes ... in the loss, San Antonio had six players tally double figures, led by David West and Jonathon Simmons who each produced 17 points ... the Spurs were playing without LaMarcus Aldridge (rest), Tim Duncan (rest), Manu Ginobili (rest), Kawhi Leonard (right quad contusion) and Tony Parker (rest).														
<b>SPURS</b> Simmons, West – 17 Miller – 8 Anderson, West – 3		<b>STATS</b> High Points High Rebounds High Assists		<b>THUNDER</b> Durant – 31 Durant, Kanter – 10 Westbrook – 8												
<b>BOX SCORE</b>																
<b>Team</b>	<b>1</b>	<b>2</b>	<b>3</b>	<b>4</b>	<b>F</b>	<b>FG%</b>	<b>3FG%</b>	<b>FT%</b>	<b>OR</b>	<b>DR</b>	<b>TR</b>	<b>AS</b>	<b>PF</b>	<b>ST</b>	<b>TO</b>	<b>BS</b>
<b>SPURS</b>	26	18	19	29	<b>92</b>	43.0	26.7	82.4	13	21	34	14	17	8	12	3
<b>THUNDER</b>	24	24	35	28	111	51.8	35.0	88.9	13	34	47	19	18	6	17	5

<b>SPURS (66-15) – 102</b> <b>THUNDER (55-27) – 98 (OT)</b> AT&T Center San Antonio, TX  4/12/16 Game #81 Home Game #41 		<b>SAN ANTONIO</b> – Closing out the home portion of their regular season schedule, the Spurs defeated the Oklahoma City Thunder 102-98 in overtime at the AT&T Center on 4/12 ... the win put an end to San Antonio's three-game losing streak and also made the Silver and Black just the second team in NBA history to ever finish a season 40-1 at home ... Tim Duncan finished with 12 points and 9 rebounds while playing in his 1,392nd game, which saw him surpass Jason Kidd for seventh place on the NBA's all-time games played list ... Kawhi Leonard finished with a game-high 26 points to go along with 5 rebounds, 5 assists, 2 blocks and 2 steals in 39 minutes ... six of Leonard's points came in the extra session ... Playing without Kevin Durant, Serge Ibaka and Russell Westbrook, Oklahoma City built an 18-point lead in the second quarter and was led by Dion Waiters, Enes Kanter, Steven Adams and Cameron Payne who each finished with 17 points ... the teams split the season series 2-2.															
<b>SPURS</b> Leonard – 26 Duncan – 9 Leonard – 5		<b>STATS</b> High Points High Rebounds High Assists		<b>THUNDER</b> Adams, Kanter, Payne, Waiters – 17 Kanter – 16 Payne – 7													
<b>BOX SCORE</b>																	
<b>Team</b>	<b>1</b>	<b>2</b>	<b>3</b>	<b>4</b>	<b>OT</b>	<b>F</b>	<b>FG%</b>	<b>3FG%</b>	<b>FT%</b>	<b>OR</b>	<b>DR</b>	<b>TR</b>	<b>AS</b>	<b>PF</b>	<b>ST</b>	<b>TO</b>	<b>BS</b>
<b>SPURS</b>	21	22	31	19	9	<b>102</b>	42.5	28.6	75.0	11	31	42	15	22	12	11	8
<b>THUNDER</b>	32	21	19	21	5	98	40.2	24.0	88.0	18	37	55	18	23	7	21	5

NATIONAL BASKETBALL ASSOCIATION

OFFICIAL SCORER'S REPORT  
FINAL BOX

Wednesday, October 28, 2015 Chesapeake Energy Arena, Oklahoma City, OK  
Officials: #13 Monty McCutchen, #6 Tony Brown, #73 Tre Maddox

Game Duration: 2:19  
Attendance: 18,203 (Sellout)

VISITOR: San Antonio Spurs (0-1)

POS	MIN	FG	FGA	3P	3PA	FT	FTA	OR	DR	TOT	A	PF	ST	TO	BS	+/-	PTS
12 LaMarcus Aldridge	F 31:54	4	12	0	1	3	4	2	3	5	1	2	0	0	1	-7	11
2 Kawhi Leonard	F 35:19	13	22	1	3	5	5	1	7	8	0	3	3	2	4	32	
21 Tim Duncan	C 25:57	3	8	0	0	2	2	3	3	6	0	2	1	3	-6	8	
14 Danny Green	G 29:11	2	9	0	5	0	0	0	8	8	2	1	1	2	-4	4	
9 Tony Parker	G 25:49	5	11	0	0	0	0	0	3	3	5	0	2	0	-2	10	
8 Patty Mills	22:11	3	7	2	3	1	2	0	0	3	2	3	0	0	0	-4	9
33 Boris Diaw	20:08	4	5	1	1	0	0	0	0	0	6	1	2	1	3	0	9
20 Manu Ginobili	18:50	5	8	1	1	0	0	0	0	0	7	0	2	3	0	-4	11
1 Kyle Anderson	12:41	2	4	0	1	0	0	0	1	1	0	0	1	0	0	-10	4
30 David West	18:00	4	7	0	0	0	0	1	1	2	1	1	0	1	0	3	8
15 Matt Bonner	DNP - Coach's Decision																
18 Rasual Butler	DNP - Coach's Decision																
3 Ray McCallum	DNP - Coach's Decision																
240:00		45	93	5	15	11	13	7	29	36	22	18	11	13	9	-6	106
		48.4%	33.3%	84.6%	TM REB: 7		TOT TO: 13 (16 PTS)										

HOME: OKLAHOMA CITY THUNDER (1-0)

POS	MIN	FG	FGA	3P	3PA	FT	FTA	OR	DR	TOT	A	PF	ST	TO	BS	+/-	PTS
35 Kevin Durant	F 34:30	6	19	2	6	8	8	0	6	8	0	2	0	1	0	0	22
9 Serge Ibaka	F 33:58	4	9	0	1	2	2	2	3	5	1	0	4	2	10	8	
12 Steven Adams	C 29:34	3	4	0	0	0	0	1	6	7	1	4	0	2	1	4	6
21 Andre Roberson	G 16:35	1	1	0	0	0	0	1	1	2	1	1	0	1	-4	2	
0 Russell Westbrook	G 36:59	12	23	3	6	6	7	1	1	2	10	3	2	5	0	7	33
2 Anthony Morrow	21:38	3	6	2	4	0	0	0	0	0	0	1	1	0	0	5	8
11 Enes Kanter	24:05	7	11	0	0	1	6	10	0	0	0	0	0	0	0	15	
3 Dion Waiters	21:24	4	8	0	2	0	0	1	3	4	2	2	0	3	0	15	8
14 D.J. Augustin	12:55	2	5	0	0	4	4	0	1	1	4	1	3	1	0	-3	8
4 Nick Collison	8:22	0	0	0	0	0	0	0	3	3	1	3	0	3	0	-4	0
33 Mitch McGary	DNP - Coach's Decision																
6 Steve Novak	DNP - Coach's Decision																
5 Kyle Singler	DNP - Coach's Decision																
240:00		42	86	7	19	21	22	11	34	45	21	19	7	19	4	6	112
		48.8%	36.8%	95.5%	TM REB: 7		TOT TO: 19 (13 PTS)										

SCORE BY PERIOD

	1	2	3	4	FINAL
Spurs	27	28	28	23	106
THUNDER	29	21	29	33	112

Inactive: Spurs - Marjanovic, Simmons Thunder - Huestis, Payne  
Points in the Paint: Spurs 48 (23/43), THUNDER 44 (22/37)  
2nd Chance Points: Spurs 12 (9/10), THUNDER 17 (7/14)  
Fast Break Points: Spurs 10 (4/6), THUNDER 7 (2/7)

Biggest Lead: Spurs 8, THUNDER 6  
Lead Changes: 12  
Times Tied: 11

NATIONAL BASKETBALL ASSOCIATION

OFFICIAL SCORER'S REPORT  
FINAL BOX

Saturday, March 12, 2016 AT&T Center, San Antonio, TX  
Officials: #20 Leroy Richardson, #61 Courtney Kirkland, #8 Marc Davis

Game Duration: 2:20  
Attendance: 18,418 (Sellout)

VISITOR: Oklahoma City Thunder (44-22)

POS	MIN	FG	FGA	3P	3PA	FT	FTA	OR	DR	TOT	A	PF	ST	TO	BS	+/-	PTS
35 Kevin Durant	F 37:13	11	25	0	5	6	6	0	4	4	8	4	1	3	1	-2	28
9 Serge Ibaka	F 37:09	3	13	0	3	1	2	2	10	12	0	3	3	1	0	1	7
12 Steven Adams	C 21:36	5	8	0	0	0	0	4	1	5	0	4	0	0	0	-5	10
21 Andre Roberson	G 34:22	2	2	1	1	1	1	2	2	3	5	1	2	0	0	-1	6
0 Russell Westbrook	G 38:14	5	16	1	4	8	10	3	3	6	7	3	2	9	0	-1	19
11 Enes Kanter	28:01	4	6	0	0	3	3	4	13	17	0	1	0	1	0	-5	11
5 Kyle Singler	18:49	0	5	0	4	0	0	2	0	2	0	3	0	1	0	-10	0
6 Randy Foye	15:28	1	4	0	1	2	2	1	3	4	1	1	1	2	0	-9	4
4 Nick Collison	8:53	0	1	0	0	0	0	0	1	1	1	2	0	2	0	-5	0
2 Anthony Morrow	0:15	0	1	0	0	0	0	0	0	0	0	0	0	0	0	0	0
34 Josh Huestis	DNP - Coach's Decision																
13 Nazr Mohammed	DNP - Coach's Decision																
22 Cameron Payne	DNP - Coach's Decision																
240:00		31	81	2	18	21	25	18	38	56	18	23	7	19	2	-8	85
		38.3%	11.1%	84.0%	TM REB: 4		TOT TO: 19 (24 PTS)										

HOME: SAN ANTONIO SPURS (56-10)

POS	MIN	FG	FGA	3P	3PA	FT	FTA	OR	DR	TOT	A	PF	ST	TO	BS	+/-	PTS
2 Kawhi Leonard	F 37:50	10	24	1	6	5	5	2	5	7	3	1	3	2	1	3	28
12 LaMarcus Aldridge	F 37:23	9	14	0	0	6	6	2	7	9	3	2	0	3	1	2	24
21 Tim Duncan	C 22:30	5	7	0	0	1	2	3	3	6	1	3	2	0	0	-5	11
14 Danny Green	G 29:40	1	10	1	9	2	2	1	3	4	1	3	2	1	0	13	5
9 Tony Parker	G 28:13	0	4	0	1	4	6	1	1	2	4	0	0	2	0	-4	4
30 David West	26:23	4	10	0	0	0	0	0	3	4	7	0	3	0	1	14	8
20 Manu Ginobili	15:40	0	3	0	2	2	2	0	0	0	0	3	2	0	0	7	2
8 Patty Mills	19:48	1	6	1	4	1	2	1	6	7	3	1	1	0	0	12	4
33 Boris Diaw	9:29	2	3	0	1	0	0	0	0	0	2	1	0	0	0	5	4
1 Kyle Anderson	9:19	1	3	0	0	0	0	0	2	2	0	0	1	0	0	3	2
23 Kevin Martin	3:46	1	1	1	1	0	0	0	0	0	0	0	0	0	0	-10	3
40 Boban Marjanovic	DNP - Coach's Decision																
24 Andre Miller	DNP - Coach's Decision																
240:00		34	85	4	24	21	25	13	31	44	17	17	12	11	3	8	93
		40.0%	16.7%	84.0%	TM REB: 5		TOT TO: 11 (13 PTS)										

SCORE BY PERIOD

	1	2	3	4	FINAL
Thunder	22	27	19	17	85
SPURS	25	20	21	27	93

Inactive: Thunder - McGary, Waiters Spurs - Bonner, Simmons  
Points in the Paint: Thunder 40 (20/40), SPURS 34 (17/33)  
2nd Chance Points: Thunder 12 (9/16), SPURS 23 (8/10)  
Fast Break Points: Thunder 11 (3/6), SPURS 7 (2/7)

Biggest Lead: Thunder 7, SPURS 9  
Lead Changes: 5  
Times Tied: 10

NATIONAL BASKETBALL ASSOCIATION

OFFICIAL SCORER'S REPORT  
FINAL BOX

Saturday, March 26, 2016 Chesapeake Energy Arena, Oklahoma City, OK  
Officials: #28 Kevin Scott, #43 Dan Crawford, #5 Kane Fitzgerald

Game Duration: 2:04  
Attendance: 18,203 (Sellout)

VISITOR: San Antonio Spurs (61-12)

POS	MIN	FG	FGA	3P	3PA	FT	FTA	OR	DR	TOT	A	PF	ST	TO	BS	+/-	PTS
1 Kyle Anderson	F 30:25	3	7	1	1	0	0	1	4	5	3	2	3	2	0	-5	7
33 Boris Diaw	F 26:42	4	8	0	2	2	1	3	4	1	2	0	1	0	-23	10	
40 Boban Marjanovic	C 27:07	5	12	0	0	3	4	3	3	6	1	0	1	2	1	-25	13
14 Danny Green	G 22:16	1	6	0	4	0	0	1	1	2	2	2	1	0	0	-23	2
8 Patty Mills	G 31:06	4	10	2	6	0	0	1	1	2	0	3	0	1	0	-24	10
30 David West	24:14	7	16	0	0	3	3	4	2	6	3	2	0	1	1	-2	17
23 Kevin Martin	18:03	1	9	0	1	1	1	0	0	0	0	0	1	1	0	3	
15 Matt Bonner	12:01	1	2	0	0	0	0	0	0	0	1	1	0	1	0	1	2
24 Andre Miller	18:55	4	7	0	0	3	2	6	8	2	3	1	3	0	8	11	
17 Jonathon Simmons	29:11	7	11	1	1	2	4	0	1	1	1	2	1	0	0	-2	17
12 LaMarcus Aldridge	NWT - Rest																
2 Kawhi Leonard	NWT - Right Quad Contusion																
9 Tony Parker	NWT - Rest																
240:00		37	86	4	15	14	17	13	21	34	14	17	8	12	3	-19	92
		43.0%	26.7%	82.4%	TM REB: 6		TOT TO: 14 (18 PTS)										

HOME: OKLAHOMA CITY THUNDER (51-22)

POS	MIN	FG	FGA	3P	3PA	FT	FTA	OR	DR	TOT	A	PF	ST	TO	BS	+/-	PTS
35 Kevin Durant	F 31:42	13	20	5	7	0	0	1	9	10	3	3	0	5	0	11	31
9 Serge Ibaka	F 34:32	7	12	1	4	0	0	0	8	8	1	0	0	1	4	30	15
12 Steven Adams	C 26:41	4	5	0	0	1	2	3	3	6	1	3	1	3	0	30	9
21 Andre Roberson	G 31:11	2	2	1	1												




---

**2015-16 REGULAR SEASON SERIES:** Spurs 3, Trail Blazers 0  
**ALL-TIME SERIES VS. BLAZERS:** 80-79 (51-29 home, 29-50 road)  
**MOST RECENT PLAYOFF MEETING:** 2014 WC Semis, Won 4-1  
**ALL-TIME PLAYOFF SERIES VS. POR:** 14-6

---

## TRAIL BLAZERS PLAYOFF ROSTER

NO.	PLAYER	POS.	HT.	WT.	DOB	FROM	YRS.
0	Damian Lillard	G	6-3	195	7/15/90	Weber State	3
2	Brian Roberts	G	6-1	173	12/3/85	Dayton	3
3	C.J. McCollum	G	6-3	190	9/19/91	Lehigh	2
4	Maurice Harkless	F	6-9	220	5/11/93	St. Johns	3
5	Pat Connaughton	G/F	6-5	210	1/6/93	Notre Dame	R
8	Al-Farouq Aminu	F	6-9	220	9/21/90	Wake Forest	5
9	Gerald Henderson	G	6-5	215	12/9/87	Duke	6
11	Meyers Leonard	F/C	7-1	255	2/27/92	Illinois	3
17	Ed Davis	F	6-10	225	6/5/89	North Carolina	5
21	Noah Vonleh	F	6-9	245	8/24/95	Indiana	1
23	Allen Crabbe	G	6-6	215	4/9/92	California	2
24	Mason Plumlee	F/C	6-11	245	3/5/90	Duke	2
34	Cliff Alexander	F	6-8	245	11/16/95	Kansas	R
35	Chris Kaman	C	7-0	265	4/28/82	Central Michigan	12
44	Luis Montero	G	6-7	190	4/6/93	Dominican Republic	R



**HEAD COACH**  
 Terry Stotts  
 (Oklahoma)

### ASSISTANT COACHES

Jay Triano (Simon Fraser)  
 David Vanterpool (St. Bonaventure)  
 Nate Tibbetts (South Dakota)  
 Dale Osbourne (South Alabama)  
 Jim Moran (William & Mary)

### DIRECTOR OF PLAYER HEALTH AND PERFORMANCE

Chris Stackpole (Boston U.)

### ATHLETIC TRAINER

Geoff Clark (Oregon State)

PLAYER	G	GS	MIN	-FIELD GOALS-			-3-POINT FG--			-FREE THROWS-			--REBOUNDS--				PF	DQ	STL	TO	BLK	PTS	AVG
				FG	FGA	PCT	FG	FGA	PCT	FT	FTA	PCT	OFF	DEF	TOT	AST							
Leonard	3	3	96	23	40	.575	8	14	.571	7	8	.875	2	16	18	7	5	0	3	1	5	61	20.3
Aldridge	3	3	94	20	40	.500	0	1	.000	11	13	.846	4	14	18	4	8	0	1	5	3	51	17.0
Martin (TOT)	3	1	81	13	27	.481	3	8	.375	14	18	.778	1	6	7	6	6	0	1	3	0	43	14.3
Martin (SA)	1	0	21	3	9	.333	0	3	.000	2	3	.667	1	3	4	3	2	0	1	0	0	8	8.0
Parker	3	3	84	16	30	.533	0	1	.000	7	8	.875	0	2	2	28	6	0	6	2	0	39	13.0
Duncan	3	3	71	14	21	.667	0	0	---	5	7	.714	4	18	22	4	5	0	1	3	6	33	11.0
Ginobili	3	0	64	13	30	.433	3	9	.333	4	4	1.000	4	7	11	9	8	0	1	2	1	33	11.0
Green	3	3	83	11	19	.579	6	11	.545	2	3	.667	1	9	10	7	6	0	2	1	4	30	10.0
Mills	3	0	61	11	23	.478	4	7	.571	2	2	1.000	2	4	6	6	2	0	1	2	0	28	9.3
Diaw	3	0	54	12	21	.571	0	3	.000	3	3	1.000	5	11	16	7	4	0	1	1	1	27	9.0
Butler	2	0	22	2	6	.333	1	3	.333	1	2	.500	0	3	3	3	0	0	3	1	0	6	3.0
Miller (TOT)	2	0	15	3	3	1.000	0	0	---	0	0	---	1	1	2	1	2	0	0	4	0	6	3.0
Miller (SA)	1	0	2	0	0	---	0	0	---	0	0	---	0	0	0	0	0	0	0	0	0	0	0.0
West	3	0	39	4	16	.250	0	1	.000	0	0	---	1	7	8	8	6	0	0	3	4	8	2.7
Anderson	3	0	23	0	2	.000	0	1	.000	0	0	---	0	7	7	5	5	0	1	3	1	0	0.0
Bonner	1	0	1	0	0	---	0	0	---	0	0	---	0	1	1	0	0	0	0	0	0	0	0.0
Marjanovic	1	0	2	0	0	---	0	0	---	0	0	---	0	0	0	0	1	0	0	0	0	0	0.0
McCallum	1	0	1	0	0	---	0	0	---	0	0	---	0	0	0	0	0	0	0	0	0	0	0.0
SPURS	3	-	720	129	257	.502	22	54	.407	44	53	.830	24	102	126	91	58	0	21	24	25	324	108.0
TRAIL BLAZERS	3	-	720	109	252	.433	26	63	.413	47	66	.712	28	96	124	64	55	0	15	34	12	291	97.0

PLAYER	-- SINGLE-GAME HIGHS --							----- AVERAGE PER GAME -----							-CAREER HIGHS (C=SET, T=TIED THIS SEASON)-						
	MIN	REB	AST	ST	TO	BL	PTS	MIN	REB	AST	STL	TO	BLK	PTS	FG	FGA	FT	FTA	REB	AST	PTS
Leonard	35	9	3	2	1	3	22	32.1	6.0	2.3	1.00	0.3	1.67	20.3	9	18	7	8	10	5	24
Aldridge	35	6	2	1	4	1	23	31.5	6.0	1.3	0.33	1.7	1.00	17.0	9C	18C	5C	6C	6C	2C	23C
Martin (TOT)	35	4	3	1	3	0	24	26.9	2.3	2.0	0.33	1.0	0.00	14.3	13	22	13	15	7	6	45
Martin (SA)	21	4	3	1	0	0	8	21.3	4.0	3.0	1.00	0.0	0.00	8.0							
Parker	30	1	16	3	2	0	18	28.1	0.7	9.3	2.00	0.7	0.00	13.0	17	27	7	12	7	16C	39
Duncan	29	9	2	1	2	2	12	23.6	7.3	1.3	0.33	1.0	2.00	11.0	14	24	10	15	23	7	36
Ginobili	23	5	3	1	2	1	17	21.2	3.7	3.0	0.33	0.7	0.33	11.0	10	18	11	12	7	8	30
Green	31	5	3	2	1	3	12	27.8	3.3	2.3	0.67	0.3	1.33	10.0	9	21	7	9	10	3C	27
Mills	21	3	3	1	1	0	17	20.2	2.0	2.0	0.33	0.7	0.00	9.3	13	26	2T	2T	4	4	29
Diaw	22	8	4	1	1	1	12	18.0	5.3	2.3	0.33	0.3	0.33	9.0	10	18	6	6	8T	13	21
Butler	15	3	3	2	1	0	5	11.2	1.5	1.5	1.50	0.5	0.00	3.0	7	16	5	6	9	3C	18
Miller (TOT)	12	2	1	0	4	0	6	7.3	1.0	0.5	0.00	2.0	0.00	3.0	13	21	9	13	10	12	27
Miller (SA)	2	0	0	0	0	0	0	2.3	0.0	0.0	0.00	0.0	0.00	0.0							
West	17	4	4	0	2	2	4	13.1	2.7	2.7	0.00	1.0	1.33	2.7	14	26	10	11	18	6	34
Anderson	15	4	4	1	2	1	0	7.7	2.3	1.7	0.33	1.0	0.33	0.0	6	7	3	5	9	4C	15
Bonner	1	1	0	0	0	0	0	0.9	1.0	0.0	0.00	0.0	0.00	0.0	6	9	2	4	9	2	15
Marjanovic	2	0	0	0	0	0	0	2.3	0.0	0.0	0.00	0.0	0.00	0.0	0C	0C	0C	0C	0C	0C	0C
McCallum	1	0	0	0	0	0	0	0.9	0.0	0.0	0.00	0.0	0.00	0.0	7	15	5	5	4	8	23



PLAYER	G	GS	MIN	-FIELD GOALS-			-3-POINT FG--			-FREE THROWS-			--REBOUNDS--				PF	DQ	STL	TO	BLK	PTS	AVG
				FG	FGA	PCT	FG	FGA	PCT	FT	FTA	PCT	OFF	DEF	TOT	AST							
Lillard	3	3	119	24	59	.407	9	19	.474	15	19	.789	2	14	16	21	11	0	2	8	2	72	24.0
McCollum	3	3	109	25	55	.455	5	12	.417	7	8	.875	3	8	11	6	3	0	2	8	2	62	20.7
Aminu	3	3	95	14	35	.400	7	16	.438	1	3	.333	3	10	13	9	5	0	0	5	2	36	12.0
Plumlee	3	3	89	9	19	.474	0	0	---	11	17	.647	6	16	22	12	7	0	6	5	1	29	9.7
Henderson	3	0	51	9	17	.529	1	3	.333	3	4	.750	0	8	8	1	5	0	0	2	1	22	7.3
Kaman	2	1	35	6	13	.462	0	0	---	2	2	1.000	4	5	9	2	4	0	0	1	1	14	7.0
Leonard	1	1	24	3	4	.750	1	1	1.000	0	0	---	0	5	5	2	1	0	0	0	0	7	7.0
Davis	3	0	52	6	11	.545	0	0	---	4	9	.444	6	13	19	6	3	0	3	3	1	16	5.3
Crabbe	3	0	59	4	15	.267	1	6	.167	4	4	1.000	1	5	6	2	8	0	1	1	0	13	4.3
Vonleh	3	1	41	6	11	.545	1	1	1.000	0	0	---	2	10	12	1	5	0	0	1	0	13	4.3
Harkless	3	0	37	3	10	.300	1	5	.200	0	0	---	0	2	2	1	3	0	1	0	1	7	2.3
Roberts (TOT)	2	0	7	0	2	.000	0	1	.000	1	2	.500	0	0	0	1	0	0	0	0	0	1	0.5
Roberts (POR)	1	0	3	0	1	.000	0	0	---	0	0	---	0	0	0	1	0	0	0	0	0	0	0.0
Alexander	1	0	3	0	1	.000	0	0	---	0	0	---	0	0	0	0	0	0	0	0	1	0	0.0
Connaughton	1	0	1	0	1	.000	0	0	---	0	0	---	1	0	1	0	0	0	0	0	0	0	0.0
Frazier	1	0	1	0	0	---	0	0	---	0	0	---	0	0	0	0	0	0	0	0	0	0	0.0
TRAIL BLAZERS	3	-	720	109	252	.433	26	63	.413	47	66	.712	28	96	124	64	55	0	15	34	12	291	97.0
SPURS	3	-	720	129	257	.502	22	54	.407	44	53	.830	24	102	126	91	58	0	21	24	25	324	108.0



PLAYER	-- SINGLE-GAME HIGHS --							----- AVERAGE PER GAME -----							-CAREER HIGHS (C=SET, T=TIED THIS SEASON)-						
	MIN	REB	AST	ST	TO	BL	PTS	MIN	REB	AST	STL	TO	BLK	PTS	FG	FGA	FT	FTA	REB	AST	PTS
Lillard	42	7	9	1	3	1	27	39.6	5.3	7.0	0.67	2.7	0.67	24.0	16	29	8	8	10	9T	43
McCollum	39	7	2	1	4	2	26	36.4	3.7	2.0	0.67	2.7	0.67	20.7	10C	21C	3C	4T	7C	2C	26C
Aminu	36	6	4	0	3	1	17	31.7	4.3	3.0	0.00	1.7	0.67	12.0	8	16	2	3	13	4C	17T
Plumlee	31	9	5	2	3	1	12	29.8	7.3	4.0	2.00	1.7	0.33	9.7	6	11	6C	9C	13	5C	15
Henderson	25	4	1	0	1	1	12	17.1	2.7	0.3	0.00	0.7	0.33	7.3	9	19	5	8	6	4	23
Kaman	20	5	1	0	1	1	12	17.4	4.5	1.0	0.00	0.5	0.50	7.0	10	19	8	10	15	5	23
Leonard	24	5	2	0	0	0	7	23.9	5.0	2.0	0.00	0.0	0.00	7.0	4	4T	2	2	8	2C	12
Davis	18	9	3	2	2	1	11	17.4	6.3	2.0	1.00	1.0	0.33	5.3	7	11	3T	7C	14	4	15
Crabbe	26	3	1	1	1	0	6	19.7	2.0	0.7	0.33	0.3	0.00	4.3	3	6C	4C	4C	3C	1T	8
Vonleh	22	6	1	0	1	0	8	13.7	4.0	0.3	0.00	0.3	0.00	4.3	4C	7C	2	2	6C	1T	8C
Harkless	16	1	1	1	0	1	5	12.3	0.7	0.3	0.33	0.0	0.33	2.3	8	21	3	4	10	2	18
Roberts (TOT)	4	0	1	0	0	0	1	3.4	0.0	0.5	0										





# SEASON SERIES VS. BLAZERS



<b>SPURS (6-2) – 113</b> <b>TRAIL BLAZERS (4-5) – 101</b> Moda Center Portland, OR  11/11/15 Game #8 Away Game #6 		<b>PORTLAND</b> – San Antonio picked up its third win in a row when they beat the Portland Trail Blazers 113-101 in front of a sellout crowd of 19,393 at the Moda Center on 11/11 ... the Spurs recorded a season-high in first half points, while also shooting a season-high field goal percentage and three-point field goal percentage in the victory ... leading 28-24 at the end of the first quarter, the Silver and Black connected on 11-of-16 (68.8 percent) field goals in the second period to take a 58-46 lead into halftime ... Spurs forward LaMarcus Aldridge produced a team-high 23 points (9-18 FG, 5-6 FT) in his first game facing his former team, while Kawhi Leonard added 20 points (7-14 FG, 5-5 FT) and 7 rebounds ... Portland's Damian Lillard paced the hosts with 22 points, 6 rebounds and 9 assists ... the Silver and Black outrebounded Portland 42-36 and San Antonio's bench outscored the Portland bench 36-31 ... the Trail Blazers topped the Spurs in second chance points (19-6) and fast break points (16-7).														
<b>SPURS</b> Aldridge – 23 Leonard – 7 Parker – 5		<b>STATS</b> High Points High Rebounds High Assists		<b>TRAIL BLAZERS</b> Lillard – 22 Plumlee – 9 Lillard – 9												
<b>BOX SCORE</b>																
<b>Team</b>	<b>1</b>	<b>2</b>	<b>3</b>	<b>4</b>	<b>F</b>	<b>FG%</b>	<b>3FG%</b>	<b>FT%</b>	<b>OR</b>	<b>DR</b>	<b>TR</b>	<b>AS</b>	<b>PF</b>	<b>ST</b>	<b>TO</b>	<b>BS</b>
<b>SPURS</b>	28	30	23	32	<b>113</b>	56.1	46.7	77.8	8	34	42	27	21	4	11	4
<b>BLAZERS</b>	24	22	29	26	101	44.3	40.9	60.9	10	26	36	26	15	6	9	3

<b>SPURS (8-2) – 93</b> <b>TRAIL BLAZERS (4-8) – 80</b> AT&T Center San Antonio, TX  11/16/15 Game #10 Home Game #4 		<b>SAN ANTONIO</b> – Meeting for the second time in five days, the Spurs topped the visiting Portland Trail Blazers 93-80 in front of a sellout crowd of 18,418 at the AT&T Center on 11/16 ... the win marked the fifth straight overall for the Silver and Black who welcomed back Kawhi Leonard and Manu Ginobili who had each missed San Antonio's previous game ... Leonard recorded a team-high 19 points (8-15 FG, 3-5 3FG) to go along with a team-high tying 9 rebounds ... Ginobili would produce a season-high 17 points (7-14 FG) off the bench with 14 of those coming in the fourth quarter as Portland cut a 13-point deficit to three with under three minutes remaining ... the Trail Blazers, who dropped their sixth straight game, were led by Damian Lillard who tallied a game-high 27 points, 7 rebounds and 6 assists ... San Antonio's bench outscored Portland's 36-11 and the Silver and Black also totaled a season-high 11 blocks in the victory ... both teams are now tied in their all-time series at 79.														
<b>SPURS</b> Leonard – 19 Duncan, Leonard – 9 Parker – 7		<b>STATS</b> High Points High Rebounds High Assists		<b>TRAIL BLAZERS</b> Lillard – 27 Lillard – 7 Lillard – 6												
<b>BOX SCORE</b>																
<b>Team</b>	<b>1</b>	<b>2</b>	<b>3</b>	<b>4</b>	<b>F</b>	<b>FG%</b>	<b>3FG%</b>	<b>FT%</b>	<b>OR</b>	<b>DR</b>	<b>TR</b>	<b>AS</b>	<b>PF</b>	<b>ST</b>	<b>TO</b>	<b>BS</b>
<b>SPURS</b>	17	19	29	28	<b>93</b>	42.7	30.4	76.9	12	35	47	29	13	9	6	11
<b>BLAZERS</b>	13	15	32	20	80	41.3	36.8	84.6	4	35	39	15	18	4	12	3

<b>SPURS (58-10) – 118</b> <b>TRAIL BLAZERS (35-34) – 110</b> AT&T Center San Antonio, TX  3/17/16 Game #68 Home Game #34 		<b>SAN ANTONIO</b> – The Spurs won their fifth game in a row, defeating the Portland Trail Blazers 118-110 at the AT&T Center on 3/17 ... leading 56-54 at halftime, San Antonio began the third quarter on a 10-0 run and would outscore Portland 39-24 by the end of the period to lead 95-78 entering the fourth ... the Silver and Black shot a perfect 5-of-5 from three-point range in the quarter as Kawhi Leonard knocked down all three of his attempts and Patty Mills connected on both of his ... San Antonio recorded 11 blocks on the night and matched their season-high in assists with 35 ... Leonard and LaMarcus Aldridge each tallied 22 points, while Tony Parker produced his third double-double of the season with 18 points (7-13 FG, 4-4 FT) and a season-high 16 assists in 27 minutes ... in the loss, Portland's C.J. McCollum totaled a game-high 26 points (10-20 FG, 4-6 3FG, 2-2 FT) to go along with 7 rebounds ... with the win, San Antonio swept the season series 3-0, broke a tie in the overall series (80-79) and now has an overall winning record against every active team in the NBA.														
<b>SPURS</b> Aldridge/Leonard – 22 Duncan – 7 Parker – 16		<b>STATS</b> High Points High Rebounds High Assists		<b>TRAIL BLAZERS</b> McCollum – 21 Davis – 9 Lillard – 6												
<b>BOX SCORE</b>																
<b>Team</b>	<b>1</b>	<b>2</b>	<b>3</b>	<b>4</b>	<b>F</b>	<b>FG%</b>	<b>3FG%</b>	<b>FT%</b>	<b>OR</b>	<b>DR</b>	<b>TR</b>	<b>AS</b>	<b>PF</b>	<b>ST</b>	<b>TO</b>	<b>BS</b>
<b>SPURS</b>	23	33	39	23	<b>118</b>	52.3	50.0	90.9	4	33	37	35	24	8	7	11
<b>TRAIL BLAZERS</b>	28	26	24	32	110	43.8	45.5	73.3	14	35	49	23	22	5	13	6

NATIONAL BASKETBALL ASSOCIATION

OFFICIAL SCORER'S REPORT  
FINAL BOX

Wednesday, November 11, 2015 Moda Center, Portland, OR  
Officials: #25 Tony Brothers, #60 James Williams, #72 J.T. Orr

Game Duration: 2:12  
Attendance: 19,393 (Sellout)

VISITOR: San Antonio Spurs (8-2)

POS	MIN	FG	FGA	3P	3PA	FT	FTA	OR	DR	TOT	A	PF	ST	TO	BS	+/-	PTS
12 LaMarcus Aldridge	F 34:38	9	18	0	1	5	6	2	4	6	2	3	0	4	1	3	23
2 Kawhi Leonard	F 34:48	7	14	1	5	5	0	7	7	3	3	1	1	0	2	20	
21 Tim Duncan	C 21:19	5	7	0	0	2	3	0	6	6	2	3	1	1	2	-8	
14 Danny Green	G 30:42	4	6	3	4	0	1	0	4	4	2	2	0	0	-3	11	
9 Tony Parker	G 29:42	5	8	0	0	1	2	0	1	1	5	3	1	0	-2	11	
20 Manu Ginobili	22:18	6	12	1	2	1	1	4	1	5	3	3	0	0	0	14	
33 Boris Diaw	17:44	3	6	0	1	0	0	2	3	5	4	2	0	1	0	6	
8 Patty Mills	18:18	3	3	1	1	0	0	0	1	1	1	0	0	1	0	14	
18 Rasual Butler	15:14	2	3	1	1	0	0	0	3	3	3	0	1	1	0	16	
30 David West	12:30	2	5	0	0	0	0	0	3	3	2	2	0	2	1	7	
1 Kyle Anderson	0:55	0	0	0	0	0	0	0	0	0	0	0	0	0	0	2	
3 Ray McCallum	0:55	0	0	0	0	0	0	0	0	0	0	0	0	0	0	2	
15 Matt Bonner	0:55	0	0	0	0	0	0	0	1	1	0	0	0	0	0	2	
240:00		46	82	7	15	14	18	8	34	42	27	21	4	11	4	12	113
		56.1%	46.7%	77.8%													
				TM REB: 5		TOT TO: 11 (8 PTS)											

HOME: PORTLAND TRAIL BLAZERS (4-5)

POS	MIN	FG	FGA	3P	3PA	FT	FTA	OR	DR	TOT	A	PF	ST	TO	BS	+/-	PTS
8 Al-Farouq Aminu	F 32:44	4	11	2	6	1	2	0	3	3	4	2	0	0	1	5	11
11 Meyers Leonard	F 23:58	3	4	1	1	0	0	5	5	2	1	0	0	0	4	7	
24 Mason Plumlee	C 30:13	3	7	0	0	3	6	4	5	9	4	2	2	0	1	5	9
3 CJ McCollum	G 36:15	9	21	1	4	2	2	1	0	1	2	1	0	4	0	21	
0 Damian Lillard	G 36:56	7	19	5	8	3	7	1	5	6	9	3	1	3	0	4	22
17 Ed Davis	17:47	5	5	0	0	1	2	3	3	6	3	2	2	1	1	-17	
23 Allen Crabbe	19:39	1	6	0	2	4	4	0	1	1	1	1	1	0	-25		
4 Maurice Harkless	15:34	0	2	0	1	0	0	0	0	0	1	0	0	0	-19		
21 Noah Vonleh	7:27	1	2	0	0	0	0	0	2	2	0	1	0	0	-8		
9 Gerald Henderson	17:39	6	10	0	0	0	0	0	2	2	0	1	0	0	-7		
5 Pat Connaughton	0:55	0	1	0	0	0	0	1	0	1	0	0	0	0	-2		
10 Tim Frazier	0:55	0	0	0	0	0	0	0	0	0	0	0	0	0	-2		
35 Chris Kaman	DNP - Coach's Decision																
240:00		39	88	9	22	14	23	10	26	36	26	15	6	9	3	-12	101
		44.3%	40.9%	60.9%													
				TM REB: 15		TOT TO: 9 (10 PTS)											

SCORE BY PERIOD

	1	2	3	4	FINAL
Spurs	28	30	23	32	113
Trail Blazers	24	22	29	28	101

Inactive: Spurs - Marjanovic, Simmons Trail Blazers - Alexander, Montero

Points in the Paint: Spurs 48 (23/39), TRAIL BLAZERS 38 (18/42)

2nd Chance Points: Spurs 6 (3/7), TRAIL BLAZERS 19 (7/11)

Fast Break Points: Spurs 7 (3/3), TRAIL BLAZERS 16 (5/5)

Technical Fouls - Individual

Spurs: NONE

Trail Blazers (1): Stotts 6:28 2nd

Biggest Lead: Spurs 12, TRAIL BLAZERS 8

Lead Changes: 5

Times Tied: 2

NATIONAL BASKETBALL ASSOCIATION

OFFICIAL SCORER'S REPORT  
FINAL BOX

Monday, November 16, 2015 AT&T Center, San Antonio, TX  
Officials: #24 Mike Callahan, #39 Tyler Ford, #56 Mark Ayotte

Game Duration: 1:59  
Attendance: 18,418 (Sellout)

VISITOR: Portland Trail Blazers (4-8)

POS	MIN	FG	FGA	3P	3PA	FT	FTA	OR	DR	TOT	A	PF	ST	TO	BS	+/-	PTS
8 Al-Farouq Aminu	F 35:50	7	14	3	5	0	1	1	3	4	1	2	0	3	0	3	17
24 Mason Plumlee	F 30:48	3	4	0	0	2	2	0	5	5	3	1	2	2	0	-1	8
35 Chris Kaman	C 19:53	1	7	0	0	0	0	1	3	4	1	2	0	0	-3	2	
3 CJ McCollum	G 33:52	6	14	0	2	3	4	1	2	3	2	1	1	1	0	-2	15
0 Damian Lillard	G 41:58	10	21	4	4	6	6	1	6	7	6	4	1	3	1	-10	27
23 Allen Crabbe	13:41	1	4	1	3	0	0	0	3	3	0	2	0	0	0	-13	
17 Ed Davis	17:12	0	2	0	0	0	0	0	4	4	0	1	0	2	0	-12	
4 Maurice Harkless	12:10	2	4	1	2	0	0	0	1	1	0	2	0	0	-16		
21 Noah Vonleh	22:25	1	2	1	1	0	0	0	6	6	1	3	0	0	-5		
9 Gerald Henderson	8:54	0	2	0	2	0	0	0	2	2	1	0	0	1	-3		
34 Cliff Alexander	3:17	0	1	0	0	0	0	0	0	0	0	0	0	0	-3		
5 Pat Connaughton	DNP - Coach's Decision																
10 Tim Frazier	DNP - Coach's Decision																
240:00		31	75	7	19	11	13	4	35	39	15	18	4	12	3	-13	80
		41.3%	36.8%	84.6%													
				TM REB: 5		TOT TO: 12 (12 PTS)											

HOME: SAN ANTONIO SPURS (8-2)

POS	MIN	FG	FGA	3P	3PA	FT	FTA	OR	DR	TOT	A	PF	ST	TO	BS	+/-	PTS
2 Kawhi Leonard	F 30:47	8	15	3	5	0	1	2	7	9	3	1	2	0	2	4	19
12 LaMarcus Aldridge	F 33:31	2	8	0	0	2	2	2	4	6	1	3	0	0	1	6	6
21 Tim Duncan	C 28:35	4	8	0	0	2	3	4	5	9	2	0	0	2	3	0	10
14 Danny Green	G 28:40	5	10	2	5	0	0	1	1	2	1	0	1	1	2	12	
9 Tony Parker	G 27:40	4	9	0	1	2	2	0	0	0	0	7	2	3	0	6	
20 Manu Ginobili	23:22	7	14	2	6	1	1	0	4	4	3	2	0	0	1	18	
8 Patty Mills	21:24	2	8	0	2	0	0	1	2	3	3	0	1	1	0	5	
33 Boris Diaw	21:52	5	8	0	1	2	2	2	6	8	3	1	1	0	1	12	
30 David West	9:59	1	4	0	0	0	0	1	3	4	2	0	0	1	8		
18 Rasual Butler	7:07	0	3	0	2	1	2	0	0	0	0	0	0	2	0	6	
1 Kyle Anderson	7:03	0	2	0	1	0	0	0	3	3	1	1	0	2	1	0	
40 Boban Marjanovic	DNP - Coach's Decision																
3 Ray McCallum	DNP - Coach's Decision																
240:00		38	89	7	23	10	13	12	35	47	29	13	9	6	11	13	93
		42.7%	30.4%	78.9%													
				TM REB: 9		TOT TO: 6 (2 PTS)											

SCORE BY PERIOD

	1	2	3	4	FINAL
Trail Blazers	13	15	32	20	80
SPURS	17	19	29	28	93

Inactive: Trail Blazers - Leonard, Montero Spurs - Bonner, Simmons

Points in the Paint: Trail Blazers 24 (12/32), SPURS 38 (18/32)

2nd Chance Points: Trail Blazers 2 (1/3), SPURS 6 (3/11)

Fast Break Points: Trail Blazers 2 (1/4), SPURS 7 (3/7)

Technical Fouls - Defensive Three Second

Trail Blazers: NONE

SPURS (1): 7:16 4th

Biggest Lead: Trail Blazers 4, SPURS 14

Lead Changes: 2

Times Tied: 2

NATIONAL BASKETBALL ASSOCIATION

OFFICIAL SCORER'S REPORT  
FINAL BOX

Thursday, March 17, 2016 AT&T Center, San Antonio, TX  
Officials: #18 Matt Boland, #4 Sean Wright, #45 Brian Forte

Game Duration: 2:14  
Attendance: 18,418 (Sellout)

VISITOR: Portland Trail Blazers (35-34)

POS	MIN	FG	FGA	3P	3PA	FT	FTA	OR	DR	TOT	A	PF	ST	TO	BS	+/-	PTS
8 Al-Farouq Aminu	F 26:38	3	10	2	5	0	0	2	4	6	4	1	0	2	1	-14	8
21 Noah Vonleh	F 11:09	4	7	0	0	0	0	2	2	4	0	1	0	1	0	-14	8
24 Mason Plumlee	C 28:28	3	8	0	0	6	9	2	6	8	5	4	2	3	0	-4	12
3 CJ McCollum	G 39:04	10	20	4	6	2	2	1	6	7	2	1	1	3	2	-16	26
0 Damian Lillard	G 39:56	7	19	3	7	6	6	0	3	3	6	4	0	2	1	-1	23
23 Allen Crabbe	25:54	2	5	0	1	0	0	1	1	2	1	4	0	0	0	10	
17 Ed Davis	17:18	1	4	0	0	3	7	3	6	9	3	0	1	0	0	-5	
9 Gerald Henderson	24:43	3	5	1	1	3	4	0	4	4	0	4	0	1	0	5	
4 Maurice																	





# LEAGUE STATS

# NBA STANDINGS



## NBA EASTERN CONFERENCE

### ATLANTIC DIVISION

	W	L	PCT	GB	HOME	ROAD	LAST-10	STREAK
Toronto	56	26	.683	-	32-9	24-17	7-3	Won 4
Boston	48	34	.585	8	28-13	20-21	6-4	Won 1
New York	32	50	.390	24	18-23	14-27	3-7	Lost 2
Brooklyn	21	61	.256	35	14-27	7-34	0-10	Lost 10
Philadelphia	10	72	.122	46	7-34	3-38	1-9	Lost 4

### CENTRAL DIVISION

	W	L	PCT	GB	HOME	ROAD	LAST-10	STREAK
Cleveland	57	25	.695	-	33-8	24-17	6-4	Lost 1
Indiana	45	37	.549	12	26-15	19-22	7-3	Won 3
Detroit	44	38	.537	13	26-15	18-23	6-4	Won 1
Chicago	42	40	.512	15	26-15	16-25	6-4	Won 3
Milwaukee	33	49	.402	24	23-18	10-31	3-7	Lost 2

### SOUTHEAST DIVISION

	W	L	PCT	GB	HOME	ROAD	LAST-10	STREAK
Miami	48	34	.585	-	28-13	20-21	6-4	Lost 1
Atlanta	48	34	.585	-	27-14	21-20	6-4	Lost 2
Charlotte	48	34	.585	-	30-11	18-23	7-3	Won 2
Washington	41	41	.500	7	22-19	19-22	6-4	Won 3
Orlando	35	47	.427	13	23-18	12-29	6-4	Lost 1

## NBA WESTERN CONFERENCE

### SOUTHWEST DIVISION

	W	L	PCT	GB	HOME	ROAD	LAST-10	STREAK
San Antonio	67	15	.817	-	40-1	27-14	6-4	Won 2
Dallas	42	40	.512	25	23-18	19-22	7-3	Lost 1
Memphis	42	40	.512	25	26-15	16-25	1-9	Lost 4
Houston	41	41	.500	26	23-18	18-23	6-4	Won 3
New Orleans	30	52	.366	37	21-20	9-32	4-6	Lost 3

### NORTHWEST DIVISION

	W	L	PCT	GB	HOME	ROAD	LAST-10	STREAK
Oklahoma City	55	27	.671	-	32-9	23-18	5-5	Lost 1
Portland	44	38	.537	11	28-13	16-25	7-3	Won 1
Utah	40	42	.488	15	24-17	16-25	5-5	Lost 2
Denver	33	49	.402	22	18-23	15-26	3-7	Lost 2
Minnesota	29	53	.354	26	14-27	15-26	5-5	Won 1

### PACIFIC DIVISION

	W	L	PCT	GB	HOME	ROAD	LAST-10	STREAK
Golden State	73	9	.890	-	39-2	34-7	8-2	Won 4
L.A. Clippers	53	29	.646	20	29-12	24-17	8-2	Lost 1
Sacramento	33	49	.402	40	18-23	15-26	5-5	Lost 1
Phoenix	23	59	.280	50	14-27	9-32	3-7	Won 1
L.A. Lakers	17	65	.207	56	12-29	5-36	2-8	Won 1

# HEAD-TO-HEAD WIN GRID

	ATL	BKN	CHI	DAL	DET	HOU	LAC	MEM	MIL	NO	OKC	PHI	POR	SA	UTA	WAS	W	L	PCT	GB	LAST-10	STREAK																
<b>ATLANTIC DIVISION</b>																																						
TOR	3	3	4	2	0	2	2	0	2	0	0	3	2	2	2	3	4	1	2	3	1	2	4	1	2	0	1	--	1	4	56	26	.683	-	7-3	Won	4	
BOS	1	--	2	2	2	1	0	2	2	1	1	1	1	1	1	3	3	1	2	3	1	2	4	2	1	2	0	1	1	4	48	34	.585	8	6-4	Won	1	
NY	2	1	2	1	3	0	0	0	2	0	1	0	0	2	0	1	2	2	1	--	1	1	4	2	1	0	0	1	1	1	32	50	.390	24	3-7	Lost	2	
BKN	1	2	--	0	1	1	0	2	1	0	2	1	0	0	0	0	0	0	0	2	1	0	2	2	0	1	0	0	1	0	21	61	.256	35	0-10	Lost	10	
PHI	0	0	2	0	0	0	0	0	0	0	0	0	0	1	1	0	0	1	1	0	0	1	--	2	1	1	0	0	0	10	72	.122	46	1-9	Lost	4		
<b>CENTRAL DIVISION</b>																																						
CLE	3	2	3	3	1	--	2	2	1	0	1	3	2	2	1	1	3	2	1	4	2	4	4	2	1	2	1	1	1	2	57	25	.695	-	6-4	Lost	1	
IND	2	3	3	0	1	1	2	1	3	0	1	--	1	2	0	2	3	2	2	3	1	3	3	2	0	0	1	1	0	2	45	37	.549	12	7-3	Won	3	
DET	1	2	3	1	3	3	1	0	--	1	2	1	0	1	0	2	3	2	0	1	1	3	4	2	2	1	0	1	2	1	44	38	.537	13	6-4	Won	1	
CHI	0	1	2	1	--	3	0	1	1	0	2	3	1	2	1	0	3	2	0	2	1	2	1	4	1	1	2	1	4	1	1	42	40	.512	15	6-4	Won	3
MIL	2	1	3	1	1	1	1	1	1	1	1	0	1	1	1	1	2	--	2	1	2	0	2	3	2	1	0	0	0	1	33	49	.402	24	3-7	Lost	2	
<b>SOUTHEAST DIVISION</b>																																						
MIA	3	0	3	2	4	2	2	2	2	0	1	2	0	1	1	--	1	1	2	3	1	3	3	2	1	2	0	1	1	2	48	34	.585	-	6-4	Lost	1	
ATL	--	3	2	3	4	0	2	2	3	0	2	2	1	2	2	1	0	2	2	1	2	3	1	2	1	0	1	1	2	48	34	.585	-	6-4	Lost	2		
CHA	1	1	4	--	3	1	1	0	2	0	1	3	0	2	2	2	3	2	1	3	0	3	4	1	1	2	1	1	1	2	48	34	.585	-	7-3	Won	2	
WAS	2	0	3	2	2	1	0	3	0	1	1	0	1	1	2	2	3	1	2	0	4	4	2	0	1	1	0	1	--	41	41	.500	7	6-4	Won	3		
ORL	2	2	4	1	2	0	1	2	0	0	1	1	0	1	1	1	2	2	2	2	0	--	3	0	1	1	0	1	2	0	35	47	.427	13	6-4	Lost	1	
<b>SOUTHWEST DIVISION</b>																																						
SA	2	2	2	1	1	1	4	3	2	1	3	1	2	4	4	2	2	3	3	2	2	2	2	4	3	3	--	1	4	1	67	15	.817	-	6-4	Won	2	
DAL	0	2	2	1	2	0	--	3	1	1	2	0	1	3	3	0	1	4	2	2	0	1	2	3	2	1	0	0	2	1	42	40	.512	25	7-3	Lost	1	
MEM	0	1	2	0	1	1	3	2	0	2	2	1	3	--	1	1	2	4	2	1	1	2	2	2	3	0	0	1	1	42	40	.512	25	1-9	Lost	4		
HOU	0	1	0	1	0	1	2	0	0	--	1	2	4	2	1	1	3	3	1	2	1	2	2	2	3	1	2	2	1	41	41	.500	26	6-4	Won	3		
NO	0	0	2	1	0	1	2	2	0	1	0	1	1	0	1	2	--	2	0	1	0	1	2	1	4	1	0	2	1	30	52	.366	37	4-6	Lost	3		
<b>NORTHWEST DIVISION</b>																																						
OKC	1	1	1	2	0	0	4	4	1	0	2	1	3	4	2	1	2	3	2	1	--	2	2	3	2	2	2	1	4	2	55	27	.671	-	5-5	Lost	1	
POR	0	1	2	1	1	1	3	0	1	2	2	1	3	2	1	1	3	3	1	2	1	1	1	--	4	0	0	3	2	44	38	.537	11	7-3	Won	1		
UTA	1	1	1	1	1	1	4	0	0	2	2	1	3	2	1	2	3	2	1	0	0	2	4	1	1	0	1	--	1	40	42	.488	15	5-5	Lost	2		
DEN	0	0	0	2	1	0	1	--	2	1	3	1	1	3	1	0	1	3	1	2	0	0	2	2	1	0	1	2	0	2	33	49	.402	22	3-7	Lost	2	
MIN	2	1	2	0	2	0	0	1	0	1	2	2	1	0	--	2	0	1	0	1	2	1	4	0	1	1	1	1	29	53	.354	26	5-5	Won	1			
<b>PACIFIC DIVISION</b>																																						
GS	2	1	2	2	2	3	3	1	--	3	2	4	3	4	2	1	2	3	2	3	2	2	4	3	4	3	2	4	2	73	9	.89						





# LEAGUE LEADERS

## NBA LEAGUE LEADERS

INCLUDES GAMES OF WEDNESDAY, APRIL 13, 2016

SCORING AVERAGE	G	FG	FT	PTS	AVG	REBOUNDS PER GAME	G	OFF	DEF	TOT	AVG	ASSISTS PER GAME	G	AST	AVG
Curry, G.S.	79	805	363	2375	30.1	Drummond, Det.	81	395	803	1198	14.8	Rondo, Sac.	72	839	11.7
Harden, Hou.	82	710	720	2376	29.0	Jordan, LA-C	77	267	792	1059	13.8	Westbrook, OKC.	80	834	10.4
Durant, OKC.	72	698	447	2029	28.2	Whiteside, Mia.	73	238	627	865	11.8	Wall, Was.	77	789	10.2
Cousins, Sac.	65	601	476	1748	26.9	Howard, Hou.	71	238	597	835	11.8	Paul, LA-C	74	738	10.0
James, Cle.	76	737	359	1920	25.3	Cousins, Sac.	65	158	589	747	11.5	Rubio, Min.	76	657	8.6
Lillard, Por.	75	618	414	1879	25.1	Gasol, Chi.	72	155	638	793	11.0	Harden, Hou.	82	612	7.5
Davis, N.O.	61	560	326	1481	24.3	Gobert, Utah	61	208	460	668	11.0	Green, G.S.	81	598	7.4
Westbrook, OKC.	80	656	465	1878	23.5	Towns, Min.	82	228	629	857	10.5	Lillard, Por.	75	512	6.8
DeRozan, Tor.	78	614	555	1830	23.5	Davis, N.O.	61	130	497	627	10.3	James, Cle.	76	514	6.8
George, Ind.	81	605	454	1874	23.1	Randle, LA-L	81	172	657	829	10.2	Curry, G.S.	79	527	6.7
Thomas, Bos.	82	591	474	1823	22.2	Love, Cle.	77	149	613	762	9.9	Smith, N.O.-Phi.	77	502	6.5
K. Thompson, G.S.	80	651	193	1771	22.1	Gortat, Was.	75	222	519	741	9.9	Lowry, Tor.	77	494	6.4
Anthony, N.Y.	72	567	334	1573	21.8	Green, G.S.	81	134	635	769	9.5	Payton, Orl.	73	467	6.4
Lowry, Tor.	77	512	398	1634	21.2	Pachulia, Dal.	76	249	469	718	9.4	Jackson, Det.	79	492	6.2
<b>Leonard, S.A.</b>	<b>72</b>	<b>551</b>	<b>292</b>	<b>1523</b>	<b>21.2</b>	Valanciunas, Tor.	60	184	363	547	9.1	Thomas, Bos.	82	509	6.2
Butler, Chi.	67	470	395	1399	20.9	Young, Bkn.	73	176	484	660	9.0	Holiday, N.O.	65	391	6.0
Walker, Cha.	81	568	371	1689	20.9	Millsap, Atl.	81	198	534	732	9.0	Teague, Atl.	79	470	5.9
McCollum, Por.	80	641	187	1666	20.8	Thompson, Cle.	82	268	470	738	9.0	Dragic, Mia.	72	419	5.8
Wiggins, Min.	81	594	430	1675	20.7	Vucevic, Orl.	65	174	402	576	8.9	Williams, Dal.	65	378	5.8
Lopez, Bkn.	73	591	317	1501	20.6	Monroe, Mil.	79	218	478	696	8.8	Batum, Cha.	70	403	5.8

FIELD GOAL PCT.	FG	FGA	PCT	3-PT FIELD GOAL PCT.	3FG	3GA	PCT	FREE THROW PCT.	FT	FTA	PCT
Jordan, LA-C	357	508	.703	Redick, LA-C	200	421	.475	Curry, G.S.	363	400	.908
Howard, Hou.	372	600	.620	Curry, G.S.	402	886	.454	Crawford, LA-C	245	271	.904
Whiteside, Mia.	413	682	.606	<b>Leonard, S.A.</b>	<b>129</b>	<b>291</b>	<b>.443</b>	Durant, OKC.	447	498	.898
Kanter, OKC.	414	719	.576	Bayless, Mil.	101	231	.437	Paul, LA-C	294	328	.896
Gortat, Was.	433	764	.567	McDermott, Chi.	110	259	.425	Nowitzki, Dal.	250	280	.893
Valanciunas, Tor.	303	536	.565	K. Thompson, G.S.	276	650	.425	Lillard, Por.	414	464	.892
Faried, Den.	349	626	.558	Dudley, Was.	100	238	.420	<b>Martin, Min.-S.A.</b>	<b>153</b>	<b>172</b>	<b>.890</b>
Towns, Min.	625	1153	.542	McCollum, Por.	197	472	.417	Middleton, Mil.	277	312	.888
Lopez, N.Y.	357	662	.539	Parsons, Dal.	104	251	.414	Redick, LA-C	182	205	.888
Dieng, Min.	308	579	.532	Calderon, N.Y.	84	203	.414	Irving, Cle.	169	191	.885

STEALS PER GAME	G	STL	AVG	BLOCKS PER GAME	G	BLK	AVG	MINUTES PER GAME	G	MIN	AVG
Curry, G.S.	79	169	2.14	Whiteside, Mia.	73	269	3.68	Harden, Hou.	82	3125	38.1
Rubio, Min.	76	162	2.13	Jordan, LA-C	77	177	2.30	Lowry, Tor.	77	2851	37.0
Paul, LA-C	74	152	2.05	Gobert, Utah	61	135	2.21	Butler, Chi.	67	2474	36.9
Lowry, Tor.	77	158	2.05	Davis, N.O.	61	125	2.05	Caldwell-Pope, Det.	76	2789	36.7
Westbrook, OKC.	80	163	2.04	Gasol, Chi.	72	146	2.03	Hayward, Utah	80	2893	36.2
Ariza, Hou.	81	160	1.98	Ibaka, OKC.	78	148	1.90	Wall, Was.	77	2784	36.2
Rondo, Sac.	72	141	1.96	Porzingis, N.Y.	72	134	1.86	Middleton, Mil.	79	2852	36.1
Wall, Was.	77	145	1.88	Millsap, Atl.	81	139	1.72	DeRozan, Tor.	78	2804	35.9
George, Ind.	81	152	1.88	Lopez, Bkn.	73	124	1.70	Durant, OKC.	72	2578	35.8
Ellis, Ind.	81	150	1.85	Towns, Min.	82	138	1.68	Morris, Det.	80	2856	35.7

# ROOKIE LEADERS



## ROOKIE LEAGUE LEADERS

ROOKIE LEADERS / INCLUDES GAMES OF WEDNESDAY, APRIL 13, 2016

SCORING AVERAGE	G	FG	FT	PTS	AVG	REBOUNDS PER GAME	G	OFF	DEF	TOT	AVG	ASSISTS PER GAME	G	AST	AVG
Towns, Min.	82	625	223	1503	18.3	Towns, Min.	82	228	629	857	10.5	Mudiay, Den.	68	372	5.5
Okafor, Phi.	53	397	133	928	17.5	Porzingis, N.Y.	72	132	394	526	7.3	McConnell, Phi.	81	367	4.5
Porzingis, N.Y.	72	373	201	1028	14.3	Okafor, Phi.	53	122	251	373	7.0	Huertas, LA-L	53	182	3.4
Booker, Pho.	76	367	215	1048	13.8	Jokic, Den.	80	181	379	560	7.0	Russell, LA-L	80	266	3.3
Russell, LA-L	80	392	140	1054	13.2	Turner, Ind.	60	68	264	332	5.5	Jones, Min.	37	108	2.9
Mudiay, Den.	68	329	140	872	12.8	Portis, Chi.	62	123	214	337	5.4	Booker, Pho.	76	200	2.6
Turner, Ind.	60	264	88	619	10.3	Cauley-Stein, Sac.	66	134	218	352	5.3	Jokic, Den.	80	189	2.4
Jokic, Den.	80	307	154	796	10.0	Hollis-Jefferson, Bkn	29	115	154	269	5.3	Grant, N.Y.	76	177	2.3
Johnson, Det.	73	225	80	593	8.1	Winslow, Mia.	78	81	322	403	5.2	Neto, Utah	81	174	2.1
Kaminsky, Cha.	81	215	108	606	7.5	Nance, LA-L	63	101	211	312	5.0	Towns, Min.	82	161	2.0
Portis, Chi.	62	186	48	436	7.0	Johnson, Det.	73	58	248	306	4.2	Payne, OKC.	57	108	1.9
Cauley-Stein, Sac.	66	191	81	463	7.0	Kaminsky, Cha.	81	69	266	335	4.1	Johnson, Det.	73	118	1.6
Richardson, Mia.	52	123	42	341	6.6	Lyles, Utah	80	59	240	299	3.7	Young, Ind.	41	65	1.6
Winslow, Mia.	78	195	80	502	6.4	Mejri, Dal.	34	41	82	123	3.6	Winslow, Mia.	78	118	1.5
Lyles, Utah	80	191	57	488	6.1	<b>Marjanovic, S.A.</b>	<b>54</b>	<b>73</b>	<b>121</b>	<b>194</b>	<b>3.6</b>	Hollis-Jefferson, Bkn	29	43	1.5
McConnell, Phi.	81	218	26	493	6.1	Bjelica, Min.	60	49	161	210	3.5	Richardson, Mia.	52	73	1.4
Hezonja, Orl.	79	181	49	478	6.1	Russell, LA-L	80	47	227	274	3.4	Bjelica, Min.	60	83	1.4
<b>Simmons, S.A.</b>	<b>55</b>	<b>122</b>	<b>69</b>	<b>331</b>	<b>6.0</b>	Mudiay, Den.	68	32	200	232	3.4	Hezonja, Orl.	79	109	1.4
Neto, Utah	81	180	52	476	5.9	Felicio, Chi.	31	30	72	102	3.3	Porzingis, N.Y.	72	94	1.3
Hollis-Jefferson, Bkn	29	63	37	167	5.8	Reed, Bkn.	39	49	73	122	3.1	Okafor, Phi.	53	65	1.2

FIELD GOAL PCT.	FG	FGA	PCT	3-PT FIELD GOAL PCT.	3FG	3GA	PCT	FREE THROW PCT.	FT	FTA	PCT
Cauley-Stein, Sac.	191	339	.563	Richardson, Mia.	53	115	.461	Booker, Pho.	215	256	.840
Towns, Min.	625	1153	.542	Neto, Utah	64	162	.395	Porzingis, N.Y.	201	240	.838
Nance, LA-L	158	300	.527	Bjelica, Min.	48	125	.384	Towns, Min.	223	275	.811
Jokic, Den.	307	600	.512	Lyles, Utah	49	128	.383	Jokic, Den.	154	190	.811
Okafor, Phi.	397	781	.508	Russell, LA-L	130	370	.351	Johnson, Det.	80	102	.784
Turner, Ind.	264	530	.498	Hezonja, Orl.	67	192	.349	Grant, N.Y.	96	123	.780
McConnell, Phi.	218	464	.470	Booker, Pho.	99	289	.343	<b>Marjanovic, S.A.</b>	<b>87</b>	<b>114</b>	<b>.763</b>
Lyles, Utah	191	436	.438	Kaminsky, Cha.	68	202	.337	<b>Simmons, S.A.</b>	<b>69</b>	<b>92</b>	<b>.750</b>
Hezonja, Orl.	181	418	.433	Porzingis, N.Y.	81	243	.333	Russell, LA-L	140	190	.737
Neto, Utah	180	418	.431	Mudiay, Den.	74	232	.319	Kaminsky, Cha.	108	148	.730

STEALS PER GAME	G	STL	AVG	BLOCKS PER GAME	G	BLK	AVG	MINUTES PER GAME	G	MIN	AVG
Hollis-Jefferson, Br.	29	39	1.34	Porzingis, N.Y.	72	134	1.86	Towns, Min.	82	2627	32.0
McConnell, Phi.	81	95	1.17	Towns, Min.	82	138	1.68	Mudiay, Den.	68	2068	30.4
Russell, LA-L	80	93	1.16	Turner, Ind.	60	86	1.43	Okafor, Phi.	53	1591	30.0
Jokic, Den.	80	79	0.99	Okafor, Phi.	53	61	1.15	Winslow, Mia.	78	2232	28.6
Mudiay, Den.	68	65	0.96	Mejri, Dal.	34	36	1.06	Porzingis, N.Y.	72	2047	28.4
Winslow, Mia.	78	68	0.87	Cauley-Stein, Sac.	66	66	1.00	Russell, LA-L	80	2259	28.2
Nance, LA-L	63	54	0.86	Holmes, Phi.	51	40	0.78	Booker, Pho.	76	2108	27.7
Jones, Min.	37	31	0.84	Reed, Bkn.	39	30	0.77	Johnson, Det.	73	1687	23.1
Neto, Utah	81	62	0.77	Jokic, Den.	80	50	0.63	Turner, Ind.	60	1367	22.8
Johnson, Det.	73	55	0.75	Hollis-Jefferson, Bkn.	29	16	0.55	Jokic, Den.	80	1733	21.7



# OFFENSIVE/DEFENSIVE

## TEAM STATISTICS

TEAM	G	FIELD GOALS			3-PT. F.G.'S			FREE THROWS			-- REBOUNDS --			----- MISCELLANEOUS -----					SCORING		
		MADE	ATT.	PCT.	MADE	ATT.	PCT.	MADE	ATT.	PCT.	OFF.	DEF.	TOT.	AST	PF	DQ	STL	TO	BLK	PTS	AVG.
G.S.	82	3489	7159	.487	1077	2592	.416	1366	1790	.763	816	2972	3788	2373	1701	9	689	1245	498	9421	114.9
OKC.	82	3372	7082	.476	678	1946	.348	1616	2067	.782	1071	2916	3987	1883	1691	7	603	1305	487	9038	110.2
Sac.	82	3283	7083	.464	660	1839	.359	1514	2089	.725	868	2760	3628	2009	1676	12	733	1326	368	8740	106.6
Hou.	82	3094	6847	.452	878	2533	.347	1671	2407	.694	930	2601	3531	1821	1790	12	821	1307	430	8737	106.5
Bos.	82	3216	7318	.439	717	2142	.335	1520	1929	.788	950	2733	3683	1981	1796	17	752	1127	348	8669	105.7
Port.	82	3167	7040	.450	864	2335	.370	1424	1889	.754	948	2782	3730	1748	1782	12	562	1200	380	8622	105.1
LA-C	82	3141	6759	.465	797	2190	.364	1490	2152	.692	721	2727	3448	1873	1746	5	709	1063	460	8569	104.5
Clev.	82	3171	6888	.460	880	2428	.362	1333	1783	.748	873	2777	3650	1861	1666	4	551	1114	317	8555	104.3
Wash.	82	3238	7033	.460	709	1983	.358	1349	1849	.730	743	2688	3431	2005	1708	8	708	1186	323	8534	104.1
<b>S.A.</b>	<b>82</b>	<b>3289</b>	<b>6797</b>	<b>.484</b>	<b>570</b>	<b>1518</b>	<b>.375</b>	<b>1342</b>	<b>1672</b>	<b>.803</b>	<b>770</b>	<b>2831</b>	<b>3601</b>	<b>2010</b>	<b>1433</b>	<b>1</b>	<b>677</b>	<b>1071</b>	<b>485</b>	<b>8490</b>	<b>103.5</b>
Cha.	82	3036	6922	.439	873	2410	.362	1534	1941	.790	734	2869	3603	1778	1487	10	595	1029	438	8479	103.4
Atl.	82	3168	6923	.458	815	2326	.350	1282	1638	.783	679	2772	3451	2100	1570	8	747	1226	486	8433	102.8
N.O.	82	3153	7040	.448	702	1952	.360	1415	1823	.776	782	2712	3494	1818	1713	6	633	1102	342	8423	102.7
Tor.	82	3006	6669	.451	708	1915	.370	1702	2190	.777	836	2724	3560	1536	1610	6	636	1073	449	8422	102.7
Minn.	82	3095	6668	.464	455	1347	.338	1753	2213	.792	821	2587	3408	1916	1696	7	656	1231	375	8398	102.4
Dall.	82	3064	6900	.444	806	2342	.344	1454	1831	.794	751	2781	3532	1813	1595	4	560	1047	306	8388	102.3
Ind.	82	3142	6985	.450	663	1889	.351	1430	1872	.764	847	2779	3626	1741	1641	7	742	1219	391	8377	102.2
Orl.	82	3242	7120	.455	636	1818	.350	1249	1649	.757	843	2709	3552	1933	1701	13	673	1155	417	8369	102.1
Det.	82	3111	7087	.439	740	2148	.345	1399	2095	.668	1021	2777	3798	1594	1557	5	573	1110	304	8361	102.0
Den.	82	3093	7003	.442	656	1943	.338	1513	1974	.766	941	2718	3659	1858	1723	8	609	1202	395	8355	101.9
Chi.	82	3165	7170	.441	651	1753	.371	1354	1720	.787	907	2889	3796	1870	1545	6	495	1141	470	8335	101.6
Phoe.	82	3051	7018	.435	738	2118	.348	1431	1905	.751	943	2733	3676	1701	1858	17	632	1410	313	8271	100.9
Miami	82	3150	6697	.470	498	1480	.336	1406	1889	.744	807	2811	3618	1709	1502	4	553	1155	531	8204	100.0
Mem.	82	3019	6859	.440	504	1521	.331	1584	2024	.783	916	2497	3413	1697	1783	4	724	1090	350	8126	99.1
Milw.	82	3145	6740	.467	440	1277	.345	1392	1863	.747	858	2559	3417	1895	1695	11	672	1247	475	8122	99.0
Bkn.	82	3136	6920	.453	531	1508	.352	1286	1699	.757	863	2614	3477	1829	1476	7	627	1212	332	8089	98.6
N.Y.	82	3022	6886	.439	610	1762	.346	1411	1753	.805	850	2788	3638	1682	1616	13	467	1099	466	8065	98.4
Utah	82	2957	6593	.449	694	1955	.355	1402	1885	.744	880	2665	3545	1554	1655	9	631	1224	425	8010	97.7
Phil.	82	2970	6887	.431	764	2255	.339	1284	1850	.694	777	2605	3382	1765	1780	10	680	1343	495	7988	97.4
LA-L	82	2880	6956	.414	639	2016	.317	1583	2028	.781	878	2645	3523	1478	1662	10	593	1124	337	7982	97.3

## OPPONENT STATISTICS

TEAM	MADE	ATT.	PCT.	3-PT. F.G.'S			FREE THROWS			-- REBOUNDS --			----- MISCELLANEOUS -----					--- SCORING ---			
				MADE	ATT.	PCT.	MADE	ATT.	PCT.	OFF.	DEF.	TOT.	AST	PF	DQ	STL	TO	BLK	PTS	AVG.	DIFF.
<b>S.A.</b>	<b>2928</b>	<b>6709</b>	<b>.436</b>	<b>541</b>	<b>1634</b>	<b>.331</b>	<b>1221</b>	<b>1611</b>	<b>.758</b>	<b>747</b>	<b>2576</b>	<b>3323</b>	<b>1707</b>	<b>1597</b>	<b>3</b>	<b>592</b>	<b>1214</b>	<b>317</b>	<b>7618</b>	<b>92.9</b>	<b>+10.6</b>
Utah	2920	6549	.446	649	1819	.357	1374	1842	.746	764	2522	3286	1568	1629	12	652	1146	385	7863	95.9	+1.8
Tor.	2991	6732	.444	717	1922	.373	1354	1809	.748	782	2561	3343	1781	1801	10	534	1094	442	8053	98.2	+4.5
Clev.	3019	6736	.448	647	1862	.347	1378	1855	.743	760	2604	3364	1756	1690	13	590	1092	362	8063	98.3	+6.0
Miami	3054	6914	.442	605	1742	.347	1356	1761	.707	803	2580	3383	1657	1608	10	612	1060	337	8069	98.4	+1.6
Atl.	3046	7058	.432	679	2008	.338	1366	1810	.755	944	2869	3813	1808	1500	5	706	1324	411	8137	99.2	+3.6
LA-C	3015	6946	.434	645	1910	.338	1543	2055	.751	968	2861	3829	1740	1842	11	583	1260	259	8218	100.2	+4.3
Ind.	3065	6962	.440	679	2035	.334	1428	1901	.751	877	2774	3651	1707	1676	10	634	1297	366	8237	100.5	+1.7
Cha.	3098	6971	.444	726	2080	.349	1334	1735	.769	726	2936	3662	1901	1670	9	553	1102	448	8256	100.7	+2.7
N.Y.	3114	7035	.443	626	1837	.341	1435	1904	.754	890	2733	3623	1703	1520	6	589	927	343	8289	101.1	-2.7
Mem.	2947	6459	.456	797	2185	.365	1619	2107	.768	830	2711	3541	1792	1732	9	576	1327	469	8310	101.3	-2.2
Det.	3182	6903	.461	596	1679	.355	1351	1726	.783	725	2763	3488	1766	1773	9	583	1099	366	8311	101.4	+0.6
Bos.	3075	6973	.441	643	1911	.336	1613	2136	.755	932	2838	3770	1715	1718	10	622	1348	450	8406	102.5	+3.2
Dall.	3144	6971	.451	743	2170	.342	1382	1873	.738	868	2887	3755	1800	1757	9	617	1142	363	8413	102.6	-0.3
OKC.	3150	7192	.438	667	1949	.342	1474	1950	.756	923	2373	3296	1767	1653	12	719	1068	373	8441	102.9	+7.3
Chi.	3234	7333	.441	651	1885	.345	1337	1813	.737	969	2798	3767	1848	1535	15	655	974	465	8456	103.1	-1.5
Milw.	3097	6817	.454	765	2171	.352	1506	1961	.768	942	2583	3525	2013	1600	6	679	1269	462	8465	103.2	-4.2
Orl.	3150	6850	.460	732	2041	.359	1470	1971	.746	832	2800	3632	1899	1497	8	620	1240	448	8502	103.7	-1.6
G.S.	3188	7330	.435	640	1928	.332	1523	2013	.757	937	2662	3599	1823	1627	7	710	1185	336	8539	104.1	+10.8
Port.	3146	6945	.453	700	1888	.371	1562	2129	.734	867	2716	3583	1770	1597	4	630	1088	424	8554	104.3	+0.8
Wash.	3170	6868	.462	737	1987	.371	1498	1947	.769	773	2858	3631	1846	1651	6	661	1325	356	8575	104.6	-0.5
Den.	3182	6904	.461	754	2034	.371	1491	1958	.761	799	2700	3499	1924	1712	8	660	1122	517	8609	105.0	-3.1
Minn.	3276	6962	.471	742	2089	.355	1394	1842	.757	877	2558	3435	1857	1768	12	638	1220	427	8688	106.0	-3.5
Bkn.	3345	6984	.479	775	2100																

# OFFENSIVE/DEFENSIVE CONT.



## TEAM STATISTICS (PER GAME)

TEAM	G	FIELD GOALS			3-PT. F.G.'S			FREE THROWS			--- REBOUNDS ---			----- MISCELLANEOUS -----						
		MADE	ATT	PCT	MADE	ATT	PCT	MADE	ATT	PCT	OFF	DEF	TOT	AST	PF	DQ	STL	TO	BLK	PTS
Atl.	82	38.63	84.43	.458	9.94	28.37	.350	15.63	19.98	.783	8.28	33.80	42.09	25.61	19.15	0.10	9.11	14.95	5.93	102.8
Bos.	82	39.22	89.24	.439	8.74	26.12	.335	18.54	23.52	.788	11.59	33.33	44.91	24.16	21.90	0.21	9.17	13.74	4.24	105.7
Bkn.	82	38.24	84.39	.453	6.48	18.39	.352	15.68	20.72	.757	10.52	31.88	42.40	22.30	18.00	0.09	7.65	14.78	4.05	98.6
Cha.	82	37.02	84.41	.439	10.65	29.39	.362	18.71	23.67	.790	8.95	34.99	43.94	21.68	18.13	0.12	7.26	12.55	5.34	103.4
Chi.	82	38.60	87.44	.441	7.94	21.38	.371	16.51	20.98	.787	11.06	35.23	46.29	22.80	18.84	0.07	6.04	13.91	5.73	101.6
Clev.	82	38.67	84.00	.460	10.73	29.61	.362	16.26	21.74	.748	10.65	33.87	44.51	22.70	20.32	0.05	6.72	13.59	3.87	104.3
Dall.	82	37.37	84.15	.444	9.83	28.56	.344	17.73	22.33	.794	9.16	33.91	43.07	22.11	19.45	0.05	6.83	12.77	3.73	102.3
Den.	82	37.72	85.40	.442	8.00	23.70	.338	18.45	24.07	.766	11.48	33.15	44.62	22.66	21.01	0.10	7.43	14.66	4.82	101.9
Det.	82	37.94	86.43	.439	9.02	26.20	.345	17.06	25.55	.668	12.45	33.87	46.32	19.44	18.99	0.06	6.99	13.54	3.71	102.0
G.S.	82	42.55	87.30	.487	13.13	31.61	.416	16.66	21.83	.763	9.95	36.24	46.20	28.94	20.74	0.11	8.40	15.18	6.07	114.9
Hou.	82	37.73	83.50	.452	10.71	30.89	.347	20.38	29.35	.694	11.34	31.72	43.06	22.21	21.83	0.15	10.01	15.94	5.24	106.5
Ind.	82	38.32	85.18	.450	8.09	23.04	.351	17.44	22.83	.764	10.33	33.89	44.22	21.23	20.01	0.09	9.05	14.87	4.77	102.2
LA-C	82	38.30	82.43	.465	9.72	26.71	.364	18.17	26.24	.692	8.79	33.26	42.05	22.84	21.29	0.06	8.65	12.96	5.61	104.5
LA-L	82	35.12	84.83	.414	7.79	24.59	.317	19.30	24.73	.781	10.71	32.26	42.96	18.02	20.27	0.12	7.23	13.71	4.11	97.3
Mem.	82	36.82	83.65	.440	6.15	18.55	.331	19.32	24.68	.783	11.17	30.45	41.62	20.70	21.74	0.05	8.83	13.29	4.27	99.1
Miami	82	38.41	81.67	.470	6.07	18.05	.336	17.15	23.04	.744	9.84	34.28	44.12	20.84	18.32	0.05	6.74	14.09	6.48	100.0
Milw.	82	38.35	82.20	.467	5.37	15.57	.345	16.98	22.72	.747	10.46	31.21	41.67	23.11	20.67	0.13	8.20	15.21	5.79	99.0
Minn.	82	37.74	81.32	.464	5.55	16.43	.338	21.38	26.99	.792	10.01	31.55	41.56	23.37	20.68	0.09	8.00	15.01	4.57	102.4
N.O.	82	38.45	85.85	.448	8.56	23.80	.360	17.26	22.23	.776	9.54	33.07	42.61	22.17	20.89	0.07	7.72	13.44	4.17	102.7
N.Y.	82	36.85	83.98	.439	7.44	21.49	.346	17.21	21.38	.805	10.37	34.00	44.37	20.51	19.71	0.16	5.70	13.40	5.68	98.4
OKC.	82	41.12	86.37	.476	8.27	23.73	.348	19.71	25.21	.782	13.06	35.56	48.62	22.96	20.62	0.09	7.35	15.91	5.94	110.2
Orl.	82	39.54	86.83	.455	7.76	22.17	.350	15.23	20.11	.757	10.28	33.04	43.32	23.57	20.74	0.16	8.21	14.09	5.09	102.1
Phil.	82	36.22	83.99	.431	9.32	27.50	.339	15.66	22.56	.694	9.48	31.77	41.24	21.52	21.71	0.12	8.29	16.38	6.04	97.4
Phoe.	82	37.21	85.59	.435	9.00	25.83	.348	17.45	23.23	.751	11.50	33.33	44.83	20.74	22.66	0.21	7.71	17.20	3.82	100.9
Port.	82	38.62	85.85	.450	10.54	28.48	.370	17.37	23.04	.754	11.56	33.93	45.49	21.32	21.73	0.15	6.85	14.63	4.63	105.1
Sac.	82	40.04	86.38	.464	8.05	22.43	.359	18.46	25.48	.725	10.59	33.66	44.24	24.50	20.44	0.15	8.94	16.17	4.49	106.6
<b>S.A.</b>	<b>82</b>	<b>40.11</b>	<b>82.89</b>	<b>.484</b>	<b>6.95</b>	<b>18.51</b>	<b>.375</b>	<b>16.37</b>	<b>20.39</b>	<b>.803</b>	<b>9.39</b>	<b>34.52</b>	<b>43.91</b>	<b>24.51</b>	<b>17.48</b>	<b>0.01</b>	<b>8.26</b>	<b>13.06</b>	<b>5.91</b>	<b>103.5</b>
Tor.	82	36.66	81.33	.451	8.63	23.35	.370	20.76	26.71	.777	10.20	33.22	43.41	18.73	19.63	0.07	7.76	13.09	5.48	102.7
Utah	82	36.06	80.40	.449	8.46	23.84	.355	17.10	22.99	.744	10.73	32.50	43.23	18.95	20.18	0.11	7.70	14.93	5.18	97.7
Wash.	82	39.49	85.77	.460	8.65	24.18	.358	16.45	22.55	.730	9.06	32.78	41.84	24.45	20.83	0.10	8.63	14.46	3.94	104.1

## OPPONENT STATISTICS (PER GAME)

TEAM	G	FIELD GOALS			3-PT. F.G.'S			FREE THROWS			--- REBOUNDS ---			----- MISCELLANEOUS -----						
		MADE	ATT	PCT	MADE	ATT	PCT	MADE	ATT	PCT	OFF	DEF	TOT	AST	PF	DQ	STL	TO	BLK	PTS
Atl.	82	37.15	86.07	.432	8.28	24.49	.338	16.66	22.07	.755	11.51	34.99	46.50	22.05	18.29	0.06	8.61	16.15	5.01	99.2
Bos.	82	37.50	85.04	.441	7.84	23.30	.336	19.67	26.05	.755	11.37	34.61	45.98	20.91	20.95	0.12	7.59	16.44	5.49	102.5
Bkn.	82	40.79	85.17	.479	9.45	25.61	.369	14.96	19.61	.763	10.24	33.16	43.40	24.46	18.41	0.05	8.78	14.17	5.24	106.0
Cha.	82	37.78	85.01	.444	8.85	25.37	.349	16.27	21.16	.769	8.85	35.80	44.66	23.18	20.37	0.11	6.74	13.44	5.46	100.7
Chi.	82	39.44	89.43	.441	7.94	22.99	.345	16.30	22.11	.737	11.82	34.12	45.94	22.54	18.72	0.18	7.99	11.88	5.67	103.1
Clev.	82	36.82	82.15	.448	7.89	22.71	.347	16.80	22.62	.743	9.27	31.76	41.02	21.41	20.61	0.16	7.20	13.32	4.41	98.3
Dall.	82	38.34	85.01	.451	9.06	26.46	.342	16.85	22.84	.738	10.59	35.21	45.79	21.95	21.43	0.11	7.52	13.93	4.43	102.6
Den.	82	38.80	84.20	.461	9.20	24.80	.371	18.18	23.88	.761	9.74	32.93	42.67	23.46	20.88	0.10	8.05	13.68	6.30	105.0
Det.	82	38.80	84.18	.461	7.27	20.48	.355	16.48	21.05	.783	8.84	33.70	42.54	21.54	21.62	0.11	7.11	13.40	4.46	101.4
G.S.	82	38.88	89.39	.435	7.80	23.51	.332	18.57	24.55	.757	11.43	32.46	43.89	22.23	19.84	0.09	8.66	14.45	4.10	104.1
Hou.	82	39.02	85.09	.459	9.71	26.90	.361	18.60	24.61	.756	11.83	32.80	44.63	24.57	22.52	0.13	8.95	16.60	4.93	106.4
Ind.	82	37.38	84.90	.440	8.28	24.82	.334	17.41	23.18	.751	10.70	33.83	44.52	20.82	20.44	0.12	7.73	15.82	4.46	100.5
LA-C	82	36.77	84.71	.434	7.87	23.29	.338	18.82	25.06	.751	11.80	34.89	46.70	21.22	22.46	0.13	7.11	15.37	3.16	100.2
LA-L	82	40.52	85.65	.473	8.54	24.59	.347	17.32	23.68	.731	10.94	35.55	46.49	24.66	19.18	0.06	7.52	12.65	5.59	106.9
Mem.	82	35.94	78.77	.456	9.72	26.65	.365	19.74	25.70	.768	10.12	33.06	43.18	21.85	21.12	0.11	7.02	16.18	5.72	101.3
Miami	82	37.24	84.32	.442	7.38	21.24	.347	16.54	21.48	.770	9.79	31.46	41.26	20.21	19.61	0.12	7.46	12.93	4.11	98.4
Milw.	82	37.77	83.13	.454	9.33	26.48	.352	18.37	23.91	.768	11.49	31.50	42.99	24.55	19.51	0.07	8.28	15.48	5.63	103.2
Minn.	82	39.95	84.90	.471	9.05	25.48	.355	17.00	22.46	.757	10.70	31.20	41.89	22.65	21.56	0.15	7.78	14.88	5.21	106.0
N.O.	82	39.24	83.87	.468	9.20	24.91	.369	18.83	24.05	.783	8.90	35.51	44.41	23.16	19.88	0.07	7.34	13.74	5.16	106.5
N.Y.	82	37.98	85.79	.443	7.63	22.40	.341	17.50	23.22	.754	10.85	33.33	44.18	20.77	18.54	0.07	7.18	11.30	4.18	101.1
OKC.	82	38.41	87.71	.438	8.13	23.77	.342	17.98	23.78	.756	11.26	28.94	40.20	21.55	20.16	0.15	8.77	13.02	4.55	102.9
Orl.	82	38.41	83.54	.460	8.93	24.89	.359	17.93	24.04	.746	10.15	34.15	44.29	23.16	18.26	0.10	7.56	15.12	5.46	103.7
Phil.	82	39.67	85.43	.464	7.78	21.66	.359	20.52	26.11	.786	11.13	36.43	47.56	23.40	19.16	0.11	8.67	15.13	5.68	107.6
Phoe.	82	39.12	83.78	.467	9.39	24.89	.377	19.89	26.55	.749	9.91	33.78	43.70	22.39	21.59	0.04	9.54	14.93	5.48	107.5
Port.	82	38.37	84.70	.453	8.54	23.02	.371	19.05	25.96	.734	10.57	33.12	43.70	21.59	19.48	0.05	7.68	13.27	5.17	104.3
Sac.	82	40.57	87.73	.462	10.23	27.96	.366	17.68	23.20	.762	11.29	33.72	45.01	24.22	21.95	0.12	8.80	15.95	5.33	109.1
<b>S.A.</b>	<b>82</b>	<b>35.71</b>	<b>81.82</b>	<b>.436</b>	<b>6.60</b>	<b>19.93</b>	<b>.331</b>	<b>14.89</b>	<b>19.65</b>	<b>.758</b>	<b>9.11</b>	<b>31.41</b>	<b>40.52</b>	<b>20.82</b>	<b>19.48</b>	<b>0.04</b>	<b>7.22</b>	<b>14.80</b>	<b>3.87</b>	<b>92.9</b>
Tor.	82	36.48	82.10	.444	8.74	23.44	.373	16.51	22.06	.748	9.54	31.23	40.77	21.72	21.96	0.12	6.51			



# TEAM/MISC. STATS

## TEAM STATISTICS, RANK WITHIN LEAGUE

	ATL	BOS	BKN	CHA	CHI	CLE	DAL	DEN	DET	GS	HOU	IND	LAC	LAL	MEM	MIA	MIL	MIN	NO	NY	OKC	ORL	PHI	PHO	POR	SAC	SA	TOR	UTA	WAS
Points/game	12	5	26	11	21	8	16	20	19	1	4	17	7	30	24	23	25	15	13	27	2	18	29	22	6	3	<b>10</b>	14	28	9
FG pct.	11	24	13	27	22	10	20	21	25	1	14	17	6	30	23	4	5	7	19	26	3	12	29	28	16	8	<b>2</b>	15	18	9
FT pct.	8	6	18	5	7	21	3	14	30	16	27	15	29	11	9	23	22	4	13	1	10	17	28	20	19	26	<b>2</b>	12	24	25
3-pt FG pct.	15	28	13	8	3	7	23	26	22	1	19	14	6	30	29	27	21	25	9	20	18	16	24	17	4	10	<b>2</b>	5	12	11
Off. Reb./gm	30	3	14	28	9	12	26	6	2	21	7	17	29	11	8	22	15	20	23	16	1	18	24	5	4	13	<b>25</b>	19	10	27
Def. Reb./gm	13	15t	25	4	3	11t	9	19	11t	1	27	10	17	24	30	6	29	28	20	7	2	21	26	15t	8	14	<b>5</b>	18	23	22
Rebounds/game	24	6	23	14	3	9	19	8	2	4	20	12	25	21	28	13	27	29	22	10	1	17	30	7	5	11	<b>15</b>	16	18	26
Assists/game	2	6	15	19	12	13	18	14	27	1	16	22	11	30	25	23	9	8	17	26	10	7	20	24	21	4	<b>3</b>	29	28	5
Steals/game	3	2	19	22	29	28	26	20	24	9	1	4	7	23	6	27	13	14	16	30	21	12	10	17	25	5	<b>11</b>	15	18	8
Turnovers/gm	22	12	19	1	13	10	2	18	9	24	27	20	3	11	6	14t	25	23	8	7	26	14t	29	30	17	28	<b>4</b>	5	21	16
Blocks/gm	5	22	25	12	8	27	29	16	30	2	13	17	10	24	21	1	7	19	23	9	4	15	3	28	18	20	<b>6</b>	11	14	26
Pers.Fouls/gm	7	29	2	3	5	14	8	23	6	19t	28	11	24	13	27	4	17	18	22	10	16	19t	25	30	26	15	<b>1</b>	9	12	21
DQ/game	15t	29t	11t	20t	8t	2t	2t	15t	6t	18t	24t	11t	6t	20t	2t	2t	23	11t	8t	27t	11t	27t	20t	29t	24t	24t	<b>1</b>	8t	18t	15t

## OPPONENT STATISTICS, RANK WITHIN LEAGUE

	ATL	BOS	BKN	CHA	CHI	CLE	DAL	DEN	DET	GS	HOU	IND	LAC	LAL	MEM	MIA	MIL	MIN	NO	NY	OKC	ORL	PHI	PHO	POR	SAC	SA	TOR	UTA	WAS
Points/game	6	13	24	9	16	4	14	22	12	19	25	8	7	27	11	5	17	23	26	10	15	18	29	28	20	30	<b>1</b>	3	2	21
FG pct.	1	7	30	12	8	14	15	21	22	3	19	6	2	29	18	9	17	28	27	10	5	20	25	26	16	24	<b>4</b>	11	13	23
FT pct.	13	14	22	25	3	5	4	20	28	17	15	11	10	1	24	27	23	18	29	12	16	6	30	9	2	21	<b>19</b>	8	7	26
3-pt FG pct.	6	4	24	14	10	13	9	26	16	2	21	3	5	11	22	12	15	17	25	7	8	19	20	30	27	23	<b>1</b>	29	18	28
Off. Reb./gm	27	24	14	2	29	5	16	9	1	25	30	17t	28	20	12	10	26	17t	3	19	22	13	21	11	15	23	<b>4</b>	8	6	7
Def. Reb./gm	25	22	14	29	20	8	26	11	16	9	10	19	24	28	12	6	7	3	27	15	1	21	30	18	13	17	<b>5</b>	4	2	23
Rebounds/game	28	26	12	22	25	5	24	9	8	15	21	20	29	27	11	6	10	7	19	16	2	18	30	13t	13t	23	<b>3</b>	4	1	17
Assists/game	15	6	27	23	19	8	14	25	9	16	29	4t	7	30	13	2	28	20	21t	3	10	21t	24	17	11	26	<b>4t</b>	12	1	18
Steals/game	23	14	27	2	19	7	11t	20	4t	24	29	16	4t	11t	3	10	22	17	9	6	26	13	25	30	15	28	<b>8</b>	1	18	21
Turnovers/gm	5	2	16	21	29	24	18	20	22	15	1	7	9	28	3	27	8	13	19	30	26	11	10	12	25	6	<b>14</b>	23	17	4
Blocks/gm	14	24	18	21t	27	7	8	30	9t	3	13	9t	1	25	29	4	26	17	15	5	11	21t	28	23	16	19	<b>2</b>	20	12	6
Pers.Fouls/gm	29	10	28	14	26	12	8	11	5	19	1	13	2	24	9	20	21	7	17	27	15	30	25	6	22t	4	<b>22t</b>	3	18	16
DQ/game	25t	8t	27t	13t	1	2	13t	18t	13t	20	6t	8t	6t	25t	13t	8t	21t	3t	21t	21t	3t	18t	13t	29t	27t	8t	<b>29t</b>	8t	3t	21t

## COMBINATION TEAM/OPPONENT, RANK WITHIN LEAGUE

Pts/game/diff.	7	8	28	9	18	4	16	23	14	1	15	11	6	29	20	12	26	24	25	22	3	19	30	27	13	21	2	5	10	17
Off. Reb. Pct.	30	10	15	29	13	9	25	5	2	19	6	20	28	21	8	17	11	14	24	18	1	22	26	7	3	16	23	12	4	27
Def. Reb. Pct.	25	26	19	1	21	5	14	10	2	15	30	16	28	24	20	6	29	23	4	18	17	12	27	11	13	22	3	8	7	9
Total Reb. Pct.	30	15	14	13	20	3	27	5	2	18	23	19	29	26	11	10	25	21	12	17	1	16	28	6	9	22	8	7	4	24

## NBA MISCELLANEOUS STATISTICS

TEAM	POINTS PER GAME		FIELD GOAL PERCENTAGE		TURNOVERS PER GAME		REBOUND PERCENTAGES			BELOW 100 PTS.		OVERTIME GAMES		DECIDED 3 PTS. OR LESS		DECIDED 10 PTS. OR MORE	
	OWN	OPP.	OWN	OPP.	OWN	OPP.	OFF.	DEF.	TOT.	OWN	OPP.	W	L	W	L	W	L
Atlanta	102.8	99.2	.458	.432*	15.0	16.1	.191	.746	.469	34	42	0	5	5	7	29	17
Boston	105.7	102.5	.439	.441	13.7	16.4	.251	.746	.498	22	36	1	2	5	7	26	13
Brooklyn	98.6	106.0	.453	.479	14.8	14.2	.241	.757	.499	44	16	1	2	7	4	6	34
Charlotte	103.4	100.7	.439	.444	12.5*	13.4	.200	.798*	.499	34	41	5	0	6	5	25	17
Chicago	101.6	103.1	.441	.441	13.9	11.9	.245	.749	.497	36	28	2	4	10	4	14	19
Cleveland	104.3	98.3	.460	.448	13.6	13.3	.251	.785	.518	28	41	3	3	4	7	32	8
Dallas	102.3	102.6	.444	.451	12.8	13.9	.206	.762	.484	37	35	8	4	6	11	19	18
Denver	101.9	105.0	.442	.461	14.7	13.7	.258	.773	.516	28	27	2	4	10	5	11	21
Detroit	102.0	101.4	.439	.461	13.5	13.4	.270	.793	.531	37	38	4	1	6	5	21	20
Golden State	114.9*	104.1	.487*	.435	15.2	14.5	.235	.760	.497	7	28	6	1	7	2	44	5
Houston	106.5	106.4	.452	.459	15.9	16.6*	.257	.728	.493	19	20	4	2	5	8	14	18
Indiana	102.2	100.5	.450	.440	14.9	15.8	.234	.760	.497	35	38	1	7	9	9	21	13
L.A. Clippers	104.5	100.2	.465	.434	13.0	15.4	.201	.738	.470	24	43	5	1	8	4	28	15
L.A. Lakers	97.3	106.9	.414	.473	13.7	12.6	.231	.747	.489	48	19	1	1	2	7	4	44
Memphis	99.1	101.3	.440	.456	13.3	16.2	.253	.751	.502	38	39	3	3	8	3	15	23
Miami	100.0	98.4	.470	.442	14.1	12.9	.238	.778	.508	39	48	3	3	7	5	24	20
Milwaukee	99.0	103.2	.467	.454	15.2	15.5	.249	.731	.490	46	27	4	0	6	4	12	27
Minnesota	102.4	106.0	.464	.471	15.0	14.9	.243	.747	.495	33	23	4	3	7	7	9	23
New Orleans	102.7	106.5	.448	.468	13.4	13.7	.212	.788	.500	37	22	1	3	5	5	11	23
New York	98.4	101.1	.439	.443	13.4	11.3	.237	.758	.498	48	40	2	2	4	7	14	23
Oklahoma City	110.2	102.9	.476	.438	15.9	13.0	.311*	.760	.535*	16	34	3	2	8	6	33	5
Orlando	102.1	103.7	.455	.460	14.1	15.1	.231	.765	.498	30	31	3	5	6	10	12	20
Philadelphia	97.4	107.6	.431	.464	16.4	15.1	.206	.740	.473	46	22	0	4	0	6	5	41
Phoenix	100.9	107.5	.435	.467	17.2	14.9	.254	.771	.512	40	15	0	1	4	5	10	32
Portland	105.1	104.3	.450	.453	14.6	13.3	.259	.762	.511	23	27	2	3	2	7	23	21
Sacramento	106.6	109.1	.464	.462	16.2	16.0	.239	.749	.494	24	15	0	3	8	4	11	19
<b>San Antonio</b>	<b>103.5</b>	<b>92.9*</b>	<b>.484</b>	<b>.436</b>	<b>13.1</b>	<b>14.8</b>	<b>.230</b>	<b>.791</b>	<b>.511</b>	<b>30</b>	<b>62</b>	<b>1</b>	<b>0</b>	<b>4</b>	<b>4</b>	<b>44</b>	<b>6</b>
Toronto	102.7	98.2	.451	.444	13.1	13.3	.246	.777	.512	25	50	3	1	6	6	28	10
Utah	97.7	95.9	.449	.446	14.9	14.0	.259	.777	.518	53	50	5	5	6	8	23	13
Washington	104.1	104.6	.460	.462	14.5	16.2	.206	.777	.491	28	32	0	2	7	6	22	22

COMPOSITE; 2460 games 102.7 .452 14.4 .238 .762 989 989 77 178 590

\* - League Leader

REBOUND PERCENTAGES

OFF. - Percentage of a given team's missed shots which that team rebounds.</






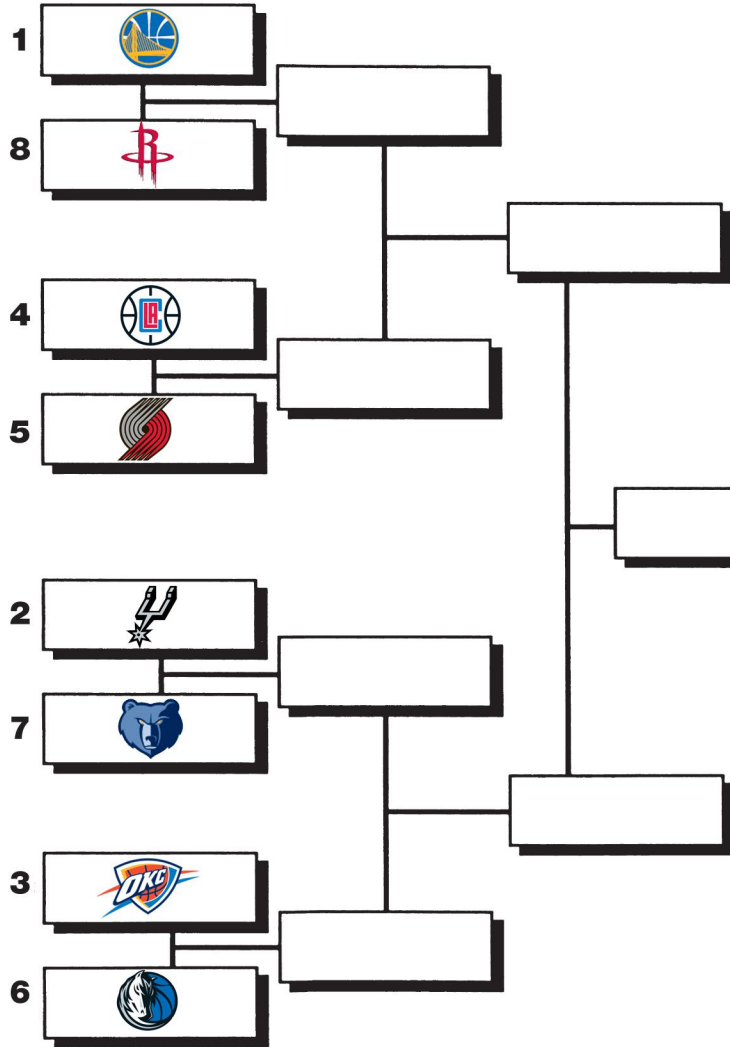
# Western Conference

First Round	Conference Semifinals	Conference Finals
Best of Seven (2-2-1-1-1 format)	Best of Seven (2-2-1-1-1 format)	Best of Seven (2-2-1-1-1 format)



# Eastern Conference

Conference Finals	Conference Semifinals	First Round
Best of Seven (2-2-1-1-1 format)	Best of Seven (2-2-1-1-1 format)	Best of Seven (2-2-1-1-1 format)



Eight teams in each conference qualify for NBA Playoffs 2016 which begin on Saturday, April 16. The teams with the eight best records in each conference will qualify for the playoffs, and those teams will be seeded 1 to 8 in each conference based upon regular-season record. The team with the better regular season won-lost record has homecourt advantage in each round of the playoffs.